

# Transition Metal-Ethylene Complexes as High-Capacity Hydrogen Storage Media

E. Durgun,<sup>1</sup> S. Ciraci,<sup>1,\*</sup> and T. Yildirim<sup>2,3</sup>

<sup>1</sup>*Department of Physics, Bilkent University, Ankara 06800, Turkey*

<sup>2</sup>*NIST Center for Neutron Research, National Institute of Standards and Technology, Gaithersburg MD 20899*

<sup>3</sup>*Department of Materials Science and Engineering, Univ. of Pennsylvania, Philadelphia, PA 19104*

(Dated: May 25, 2019)

From first-principles calculations, we predict that a single ethylene molecule can form a stable complex with two light transition metals (TM) such as Ti. The resulting TM-ethylene complex then absorbs up to ten hydrogen molecules, reaching to gravimetric storage capacity of  $\sim 14$  wt%. The hydrogen molecules desorb at high temperatures while the TM-ethylene complex remains stable. Dimerization, polymerizations and incorporation of the TM-ethylene complexes in nanoporous carbon materials have been also discussed. Our results are quite remarkable and open a totally new approach to high-capacity hydrogen storage materials discovery.

PACS numbers: 84.60.Ve, 81.07-b, 68.43-h

The demand for an efficient and clean fuel alternative has increased dramatically in recent years[1, 2] because the natural resources are very limited and the significant negative effects of large  $\text{CO}_2$  production on environments such as global warming. Hydrogen is considered one of the best alternative fuels[1, 2] due its abundance, easy synthesis, and non-polluting nature when used in fuel cells. However, the main concern is the efficient storage and transport of this highly flammable gas[3].

The main obstacles in hydrogen storage are slow kinetics, poor reversibility and high dehydrogenation temperatures for the chemical hydrides[4]; and very low desorption temperatures/energies for the physisorption materials (metal-organic frameworks (MOF)[5], carbide-derived carbons (CDC)[6], etc). Recently a novel concept to overcome these obstacles have been suggested[7, 8, 9, 10, 11, 12, 13, 14]. It was predicted that a single Ti-atom affixed to carbon nanostructures, like  $\text{C}_{60}$  or nanotubes, strongly adsorbs up to four hydrogen molecules[7, 8, 10]. The interaction between hydrogen molecules and transition metals (TM) is very unique, lying between chemi and physisorption, with a binding energy of 0.4 eV compatible with room temperature desorption/absorption. The origin of this unusual "molecular chemisorption" is explained by well-known Dewar coordination and Kubas interaction[15]. The light TMs are chemically bonded onto different molecules/nanostructures through hybridization of lowest-unoccupied molecular orbital (LUMO) of nanostructure with TM  $d$ -orbitals (i.e. Dewar coordination). The resulting complex then binds multiple molecular hydrogens through hybridization between  $\text{H}_2 - \sigma^*$  antibonding and TM  $d$ -orbitals (i.e. Kubas interactions). Interestingly, the maximum number of hydrogen atoms that can bind on each TM ion has been found to be in good agreement with the empirical  $18 - e$  rule[13].

Synthesizing the predicted structures of Ti decorated nanotubes/ $\text{C}_{60}$  were proven to be very difficult due to lack of bulk quantities of small-diameter nanotubes,

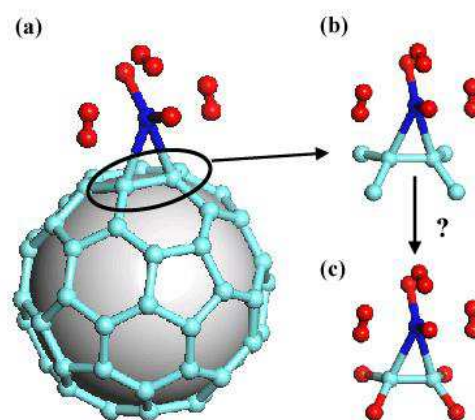


FIG. 1: (color online) (a) One of the most stable structure of Ti- $\text{C}_{60}$  complex where Ti atom (blue) is bonded on a  $\text{C}_{60}$ -double bond with four hydrogen molecules attached (red). (b) The local structure of the Ti- $\text{C}_{60}$ -double bond. (c) Replacing the end carbon atoms shown in (b) results an Ethylene molecule. This suggests that we may simply use Ethylene molecule to hold Ti atoms, which, in turn, bind multiple hydrogen molecules.

strong  $\text{C}_{60}$ - $\text{C}_{60}$  interactions in the solid phase, and very low vapor pressure of TMs. Moreover, Ti atoms uniformly coating the SWNT/ $\text{C}_{60}$  surface may be subject to clustering after several charging-discharging process[16].

In a search for a more efficient and feasible high capacity hydrogen storage medium, we found that the  $\text{C}=\text{C}$  double bond of the ethylene molecule  $\text{C}_2\text{H}_4$ , mimics double bonds of  $\text{C}_{60}$  that strongly binds TM-atom (see Fig. 1) and therefore it is expected to support TM atoms strongly to provide a basis for high-capacity hydrogen storage via the Dewar-Kubas mechanism discussed above.

In this letter, we explored this idea and indeed found that single ethylene molecule can hold not only one, but two Ti atoms, i.e.  $\text{C}_2\text{H}_4\text{Ti}_2$ , which then binds up to ten

$\text{H}_2$  molecules yielding an unexpectedly high storage capacity of 14 wt %. Remarkably, the resulting structure,  $\text{C}_2\text{H}_4\text{Ti}_2+10\text{H}_2$  is stable at room temperature, but all attached  $\text{H}_2$  molecules are released already at 800 K. These results suggest that ethylene, a well-known inexpensive molecule, can be an important basis in developing frameworks for efficient hydrogen storage media.

Our results are obtained from first-principles plane wave calculations[17] within density functional theory using ultra-soft pseudopotentials.[18] Several studies have demonstrated that this method is reliable and extremely fruitful in predicting new materials and therefore very useful in guiding experimental synthesis efforts. The exchange correlation potential has been approximated by generalized gradient approximation (GGA) using PW91 functional[19]. Atomic structures are optimized using the conjugate gradient method by performing self-consistent field total energy calculations for both spin-paired and spin-relaxed cases. The energy tolerance for self-consistency is taken as  $10^{-5}$  eV and the maximum force allowed on each atoms is 0.05 eV/Å. The stability of optimized structures at  $T=0$  K is tested by applying deformations where atoms are displaced along random directions from their optimized positions and subsequently the structure is relaxed. Stability of a structure is ensured only if the relaxed structure returned to the original optimized atomic positions. In addition, *ab initio* molecular dynamics calculations are carried out using Langevin thermostat to see whether a structure optimized at 0 K is stable at elevated temperature.

The functionalization of the ethylene molecule by Ti is actually the primary ingredient in holding multiple  $\text{H}_2$  molecules. We first examine the interaction energy between a single Ti atom and  $\text{C}_2\text{H}_4$  as a function of separation  $d$ . The calculated binding energy  $E_b$  versus  $d$  presented in the left panel of Fig. 2 indicates the absence of an energy barrier that may hinder the binding of Ti to form  $\text{C}_2\text{H}_4\text{Ti}$ . The binding energy is calculated from the expression,  $E_b(\text{Ti}) = E_T(\text{C}_2\text{H}_4) + E_T(\text{Ti}) - E_T(\text{C}_2\text{H}_4\text{Ti})$ , by subtracting the equilibrium total energy  $E_T$  of  $\text{C}_2\text{H}_4\text{Ti}$  molecule from the sum of the total energies of free ethylene molecule and of Ti atom, where atomic structures are optimized by using spin-polarized GGA. Ti atom forms a symmetric bridge bond with the  $\text{C}=\text{C}$  bond of ethylene with  $E_b = 1.43$  eV and equilibrium Ti-C distance,  $d_o = 2.16$  Å. Next, we calculate the variation of interaction energy between the second Ti atom and  $\text{C}_2\text{H}_4\text{Ti}$  molecule as illustrated in the right panel of Fig. 2. The calculated binding energy of the second Ti atom is approximately equal to that of the first one. Clearly, both Ti atoms are attracted by ethylene without any energy barrier.[20] Eventually, they form asymmetric bridge bonds with the  $\text{C}=\text{C}$  bond, which lie in a plane perpendicular to the plane formed by  $\text{H}-\text{C}-\text{H}$  radicals at both ends as shown in Fig. 2. In this asymmetric configuration, each adsorbed Ti atom is bound closer to one

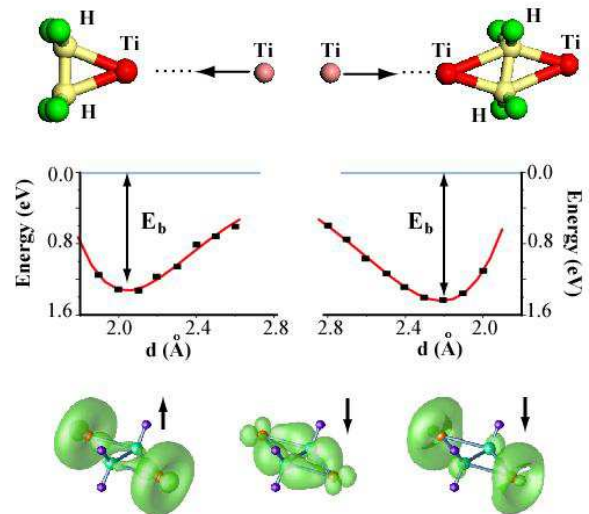


FIG. 2: (color online) Left: The interaction energy versus separation  $d$  between a single Ti atom (red) and the ethylene molecule,  $\text{C}_2\text{H}_4$ . Right: the interaction energy of the second Ti atom approaching  $\text{C}_2\text{H}_4\text{Ti}$  molecule. Charge density plots (from left to right) showing the bond formation between Ti 3d-orbitals and C 2p-orbitals through the spin-up ( $\uparrow$ ) HOMO, spin-down ( $\downarrow$ ) HOMO states and antibonding spin-down LUMO state.

of the carbon atoms leading to two different Ti-C bonds. Isosurface charge density plots of HOMO states in Fig. 2 show how the chemical bond between Ti and C is formed through the hybridization between Ti-3d and C-2p orbitals resulting in charge transfer of 0.54 electrons from Ti to C. The ground state of  $\text{C}_2\text{H}_4\text{Ti}_2$  molecule is magnetic with magnetic moment  $\mu = 6\mu_B$  Bohr magneton.

The  $\text{C}_2\text{H}_4\text{Ti}_2$  molecule has relaxed to the original optimized equilibrium configuration shown in Fig. 2 even after dramatic displacements of the Ti atoms along various directions. According to *abinitio* molecular dynamic calculations it is stable also at 800K. The  $\text{C}_2\text{H}_4\text{Ti}_2$  molecule is also energetically more favorable by 0.3 eV against the desorption of  $\text{Ti}_2$  dimer leaving behind a free ethylene molecule.

The  $\text{H}_2$  storage capacity of Ti-Ethylene complex,  $\text{C}_2\text{H}_4\text{Ti}_2$  has been studied for three different configuration: In the first one shown in Fig. 3 (a) one  $\text{H}_2$  attaching to each Ti atom is dissociated. Here the optimized H-H and Ti-H distances are calculated to be 2.99 Å and 1.75 Å, respectively. The binding energy per H atom is  $E_b(\text{H})=725$  meV. In the second configuration, three  $\text{H}_2$  molecules are attached to each Ti atom as shown in Fig. 3 (b). One of hydrogen molecules at each Ti site dissociates, remaining two are absorbed molecularly. The average binding energy is calculated to be 644 meV per  $\text{H}_2$ .

In the final configuration shown in Fig. 3(c) each Ti atom binds up to 5  $\text{H}_2$  molecules to form.

$\text{C}_2\text{H}_4\text{Ti}_2+10\text{H}_2$ . While four  $\text{H}_2$  molecules are around each Ti atom, the fifth one prefers the on-top position. The total 10 hydrogen molecules absorbed by a single Ti-Ethylene complex corresponds to a  $\sim 14$  wt % gravimetric density, which is more than twice of the criterion set for efficient hydrogen storage[21]. The average binding energy is  $E_b = 529$  eV and the system is paramagnetic. These binding energies are slightly larger than the ideal binding energy of 0.4 eV, corresponding to room temperature absorption/desorption. However they are significantly lower than typical chemisorption energy of 2-3 eV and significantly higher than weak van der Waals interactions (10-30 meV) [7]. The bond formation between Ti-3d and H-1s orbitals are illustrated through the isosurface charge density plots HOMO states in Fig. 3 (e). According to Mulliken analysis  $\sim 0.35$  electrons are transferred from Ti atom to each  $\text{H}_2$  molecule, and the excess charge on each C atom is slightly reduced (from 0.95 to 0.90 electrons).

We also studied other transition metals. Sc and V behave also similarly: the binding energies of Sc and V to ethylene molecule is 1.26 eV and 1.29 eV, respectively. Both Sc- and V-ethylene complex can bind up to ten  $\text{H}_2$  molecules with an average binding energy of 499 and 554 meV, respectively. Interestingly, Zr being a 4d-transition metal atom having two d-electrons as Ti has stronger binding with  $E_b = 1.84$  eV/atom. Also resulting Zr-ethylene complex can bind up to 5  $\text{H}_2$  with average binding energy of 630 meV. Finally, Ni with  $3d^8 4s^2$  valance electrons also forms Ti-Ethylene complex, but can hold only 2  $\text{H}_2$  molecules.

The stability of  $\text{C}_2\text{H}_4\text{Ti}_2+10\text{H}_2$  structure has been further tested by carrying out *ab-initio* molecular dynamic calculations performed at 300 K and 800 K. While all ten  $\text{H}_2$  molecules have remained bound to  $\text{C}_2\text{H}_4\text{Ti}_2$  molecule at 300 K, they start to desorb above 300 K and all of them are desorbed already at 800 K, leaving behind a stable  $\text{C}_2\text{H}_4\text{Ti}_2$  molecule. This prediction suggests that all the stored hydrogen molecules can be discharged easily through heating.  $\text{H}_2$  uptake capacity as high as 14 wt % and convenient discharge properties revealed here justify further theoretical and experimental research to develop frameworks using small molecules like a Ti-Ethylene complex.

We investigate the possibility of the dimerization and polymerization of Ti-Ethylene complex in the course of recycling and its effect on the hydrogen storage capacity. We found that two  $\text{C}_2\text{H}_4\text{Ti}_2$  molecules can form a dimer through a Ti-Ti bond as shown in Fig. 4 (a). The dimer formation is exothermic with an energy gain of  $E_D = 2.28$  eV, and leads to a stable structure. The ground state is ferromagnetic with  $\mu = 6\mu_B$ . While each Ti atoms at both ends of the dimer can bind 5  $\text{H}_2$  molecules, two linking Ti atoms can absorb only 4  $\text{H}_2$  (two of them are dissociated and the remaining two are molecularly absorbed) totaling to 14  $\text{H}_2$  per dimer. As a result, the gravimetric

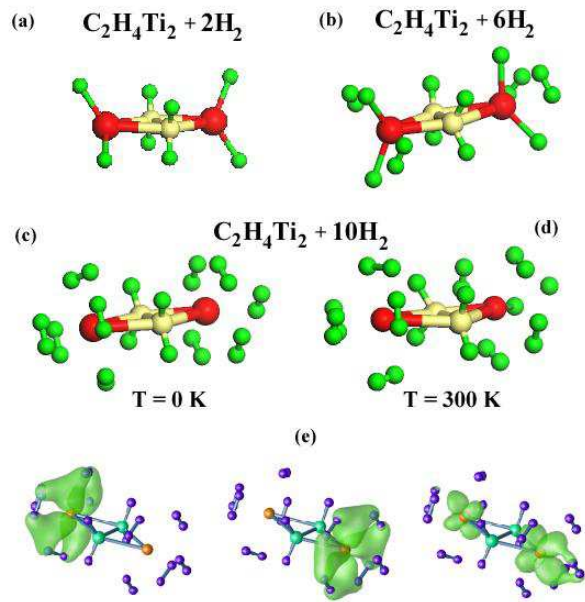


FIG. 3: (color online) Atomic configurations of ethylene molecule functionalized by Ti atoms,  $\text{C}_2\text{H}_4\text{Ti}_2$  holding: (a) two  $\text{H}_2$  ( $\text{C}_2\text{H}_4\text{Ti}_2+2\text{H}_2$ ); (b) six  $\text{H}_2$  ( $\text{C}_2\text{H}_4\text{Ti}_2+6\text{H}_2$ ); (c) ten  $\text{H}_2$  molecules [ $\text{C}_2\text{H}_4\text{Ti}_2+10\text{H}_2$  corresponding to the storage capacity of  $\sim 14$  wt %]. (d) Latter structure is stable at 300K. (e) Charge density plots of three HOMO states showing the formation of bonds between Ti and H atoms.

density obtained by an individual molecule is lowered to 9.8 wt%. The energy is further lowered by adding more  $\text{C}_2\text{H}_4\text{Ti}_2$  molecules to the dimer, and eventually by forming a paramagnetic polymer as shown in Fig. 4 (c). The polymerization energy per molecule is calculated to be  $E_P = 2.69$  eV per molecule and the  $\text{H}_2$  storage capacity is further lowered to 6.1 wt% as a result of polymerization. These values are much lower than those by individual  $\text{C}_2\text{H}_4\text{Ti}_2$ , but they are still large enough for practical applications.

In order to prevent  $\text{C}_2\text{H}_4\text{Ti}_2$  molecules to form a possible polymer phase during charging/decharging recycling, one can imagine incorporating these TM-ethylene complexes in a zero dimensional nanoporous materials such as MOF[5] and carbide-derived carbons[6]. As an example, we consider a  $\text{C}_2\text{H}_4\text{Ti}_2$  adsorbed above and below the center of a hexagon of a graphene layer. Here the graphene is taken as a prototype system which represents the internal structure of a carbon-based nanoporous material. We find that TM-ethylene complex can form stable structure with graphene surface. As shown in Fig. 4 (e) and (f), single and double  $\text{C}_2\text{H}_4\text{Ti}_2$  molecules assembled on a  $3 \times 3$  graphene layer can hold 7 and 14  $\text{H}_2$  with average binding energy of 432 and 413 meV, respectively. The binding energy of the  $\text{C}_2\text{H}_4\text{Ti}_2$  molecule is found to be  $\sim 2$  eV. The actual binding energy in nanoporous materials could be even higher due to curvature effects[22]. The maximum gravimetric density

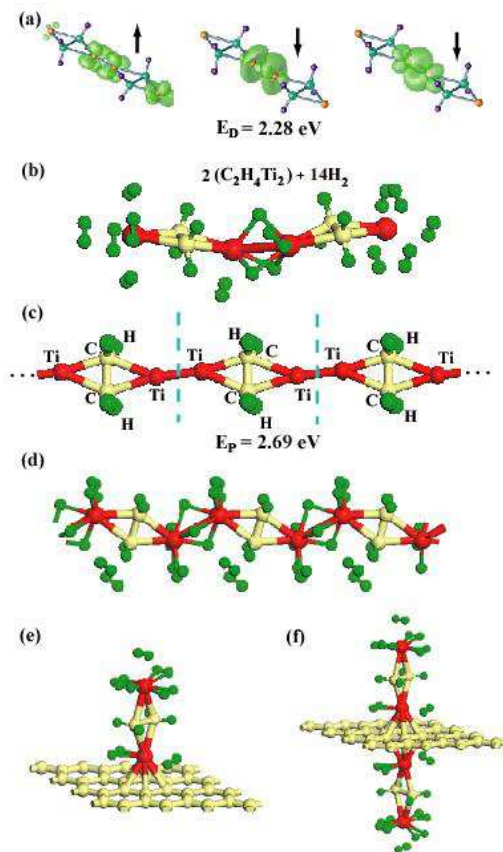


FIG. 4: (color online) (a) Atomic configuration and charge density plots of a dimer of  $C_2H_4Ti_2$  molecules linked by two Ti atoms one from either molecule. Large (red), medium (yellow) and small (green) balls indicate carbon, titanium and hydrogen atoms, respectively.  $E_D$  is the energy gain through dimerization. Charge density plots (from left to right) correspond to HOMO spin-up, and two spin-down states. (b) Atomic configuration of  $C_2H_4Ti_2$  dimer holding 14  $H_2$  molecules corresponding to 9.8 wt %. (c) Polymer of  $C_2H_4Ti_2$  molecule with polymerization energy  $E_D$ . (d) Atomic configuration of the polymer holding 6  $H_2$  molecule. (e) A  $C_2H_4Ti_2$  molecule adsorbed above the center of a hexagon in a  $(3 \times 3)$  cell holding 7  $H_2$ . (f) Two Ti-Ethylene complexes adsorbed above and below the center of the same hexagon holding 14  $H_2$ .

achieved in this present framework is 6.1 wt%

In conclusion, we showed that an individual ethylene molecule functionalized by two light transition metals (such as Ti, V, Sc, Zr, etc) can bind up to ten hydrogen molecules via Dewar-Kubas interaction, reaching a gravimetric density as high as  $\sim 14$  wt%. Moreover, adsorbed hydrogen molecules are stable and can remain bound at room temperature, but are desorbed at elevated temperatures. TM-Ethylene complexes are found to be strongly absorbed on graphene surface without losing hydrogen absorption capacity. This suggests that they can be incorporated into carbon-based nanoporous materials to avoid dimerization/polymerization during recycling. These results open a totally new approach to high-

capacity hydrogen storage materials discovery by functionalizing small organic molecules with light transition metals.

This work was partially supported by TÜBİTAK under Grant No. TBAG-104T536. T.Y. acknowledges partial support from DOE under BES grant DE-FG02-98ER45701. We thank Dr Sefa Dag for fruitful discussions.

\* Electronic address: ciraci@fen.bilkent.edu.tr

- [1] See the special issue Towards a Hydrogen Economy, by R. Coontz and B. Hanson, *Science* **305**, 957 (2004).
- [2] G. W. Crabtree, M.S. Dresselhaus and M.V. Buchanan, *Physics Today*, 39 (December 2004).
- [3] A. Zuttel, *Materials Today* **6**, 24 (2003).
- [4] B. Bogdanovic et al. *Adv. Mater.* **15**, 1012 (2003).
- [5] T. Yildirim and J. Hartman, *Phys. Lett. Lett.* **95**, 215504 (2005).
- [6] Y. Gogotsi, R. K. Dash, G. Yushin, T. Yildirim, G. Laudisio and J. E. Fischer, *J. Am. Chem. Soc.* **127**, 16006 (2005).
- [7] T. Yildirim and S. Ciraci, *Phys. Rev. Lett.* **94**, 175501 (2005).
- [8] T. Yildirim, J. Iniguez and S. Ciraci, *Phys. Rev. B* **72**, 153403 (2005).
- [9] Y. Zhao, Yong-Hyun Kim, A. C. Dillon, M. J. Heben, and S. B. Zhang, *Phys. Rev. Lett.* **94**, 155504 (2005).
- [10] S. Dag, Y. Ozturk, S. Ciraci and T. Yildirim, *Phys. Rev. B* **72**, 155404 (2005).
- [11] Y. Zhao, A.C. Dillon, Y-H. Kim, M.J. Heben, S.B. Zhang, *Chem. Phys. Lett.* **425**, 273 (2006).
- [12] N. Akman, E. Durgun, T. Yildirim and S. Ciraci, *J. Phys: Condens. Matter*, (in press)
- [13] B. Kiran, A.K. Kandalam, and P. Jena, *J. Chem. Phys.* **124**, 224703 (2006).
- [14] H. Lee, W. I. Choi, and J. Ihm, *Phys. Rev. Lett.* **97**, 056104 (2006).
- [15] *Metal Dihydrogen and Bond Complexes - Structure, Theory and Reactivity*, edited by G.J. Kubas (Kluwer Academic/Plenum Pub. New York, 2001).
- [16] Q. Sun, Q. Wang, P. Jena and Y. Kawazoe, *J. Am. Chem. Soc.* **127**, 14582 (2005).
- [17] Numerical computations have been carried out by using VASP software: G. Kresse, J. Hafner, *Phys. Rev. B* **47**, 558 (1993); G. Kresse, J. Furthmuller, *Phys. Rev. B* **54**, 11169 (1996).
- [18] D. Vanderbilt, *Phys. Rev. B* **41**, R7892 (1990).
- [19] J. P. Perdew *et al.*, *Phys. Rev. B* **46**, 6671 (1992).
- [20]  $E_b = -3.9$  eV if the total energy of bulk Ti is used instead of the free atom energy  $E_T(Ti)$ . This indicates that  $C_2H_4$  cannot be functionalized by Ti starting from bulk Ti. Under these circumstances either bulk Ti has to be evaporated or a Ti-precursor has to be used.
- [21] The atomic configuration and bonding at the close proximity of a Ti atom determines the number of  $H_2$  molecules which can be bound to it. For example, it is 5 for Ti-Ethylene complex and Ti- $C_n$  (linear carbon chain); 4 for SWNT,  $C_{60}$  and graphene; respectively three and one for the corner and surface Ti atoms of  $Ti_8C_{12}$  met-

- car.
- [22] O. Gulseren, T. Yildirim and S. Ciraci, Phys. Rev. Lett. **87**, 116802 (2001).