

Ground-state valency and spin configuration of the Ni-ions in nickelates

L. Petit¹, G. M. Stocks², T. Egami^{2,3}, Z. Szotek⁴, and W.M. Temmerman⁴

¹ *Computer Science and Mathematics Division,
and Center for Nanophase Materials Sciences,
Oak Ridge National Laboratory, Oak Ridge, TN 37831, USA*

² *Materials Science and Technology Division,
Oak Ridge National Laboratory, Oak Ridge, TN 37831, USA*

³ *Department of Materials Science and Engineering
and Department of Physics and Astronomy,
University of Tennessee, Knoxville, Tennessee 37996, USA*

⁴ *Daresbury Laboratory, Daresbury, Warrington WA4 4AD, UK*

(Dated: July 31, 2021)

Abstract

The ab initio self-interaction-corrected local-spin-density approximation is used to study the electronic structure of both stoichiometric and non-stoichiometric nickelates. From total energy considerations it emerges that, in their ground-state, both LiNiO_2 and NaNiO_2 are insulators, with the Ni ion in the Ni^{3+} low spin state ($t_{2g}^6 e_g^1$) configuration. It is established that a substitution of a number of Li/Na atoms by divalent impurities drives an equivalent number of Ni ions in the NiO_2 layers from the JT-active trivalent low-spin state to the JT-inactive divalent state. We describe how the observed considerable differences between LiNiO_2 and NaNiO_2 can be explained through the creation of Ni^{2+} impurities in LiNiO_2 . The indications are that the random distribution of the Ni^{2+} impurities might be responsible for the destruction of the long-range orbital ordering in LiNiO_2 .

PACS numbers:

The metal oxide compounds LiMO_2 ($\text{M}=\text{Ni}, \text{Co}, \text{Mn}$) are of considerable interest due to their potential application as a cathode material in lithium-ion rechargeable batteries¹. In particular, LiNiO_2 and its isoelectronic counterpart NaNiO_2 have been the subject of numerous model and first-principles calculations focussing on the possible charge, spin and orbital degrees of freedom, and their impact on the electronic and magnetic properties of these compounds. In most model calculations, a JT-active Ni^{3+} ion with $t_{2g}^6 e_g^1$ ground-state configuration has been assumed, in agreement with experimental evidence², although a $\text{Ni}^{2+}(d^8)$ ion has also been suggested³. With the Ni^{3+} configuration, model calculations have been able to reproduce the experimentally observed orbital ordering in NaNiO_2 and for LiNiO_2 , a number of models have been proposed to explain the absence of long range magnetic order (see for example Reynaud *et al.*⁴ and references therein). However, no universally accepted model has emerged that can simultaneously explain magnetic and orbital ordering in NaNiO_2 and the absence of the very same in LiNiO_2 . First-principles band structure calculations based on the local spin density (LSD) approximation to density functional theory (DFT) have not even been able to yield the expected insulating ground state⁵. Assuming a low-spin ground-state configuration for the Ni^{3+} -ion, electronic structure calculations, using the LDA+U approach, result in the opening of an insulating gap in both LiNiO_2 ⁶ and NaNiO_2 ⁷. Although very different in nature from model approaches, the LDA+U method also relies on the introduction of the Hubbard U to account for the strong correlations. As there is no straightforward approach for determining the U from first-principles, it is usually treated as a parameter in the calculations.

The motivation for the present letter is to apply the self-interaction corrected (SIC) LSD method and seek first-principles, parameter free, understanding of the ground state spin and valence configurations of nickelates. Based purely on the total energy considerations, we show that $\text{Ni}^{3+} t_{2g}^6 e_g^1$ is the ground-state configuration in the stoichiometric compounds. Furthermore we predict valency changes upon substitution of Li for Ni with potentially far reaching consequences for the magnetic and orbital ordering.

The SIC-LSD method^{8,9} is an *ab initio* approach that corrects for an unphysical self-interaction contained in the LSD total energy functional¹⁰. While, for extended band states, the resultant error in the LSD energy is generally insignificant, it may be considerable for atomic-like localized states. In the SIC-LSD method both localized and delocalized states are expanded in the same set of basis functions, and are thus treated on an equal footing.

Different localized/delocalized configurations are realized by assuming different numbers of localized states - here d -states on Ni-atom sites. Since the different localization scenarios constitute distinct local minima of the same energy functional, E^{SIC} , their total energies may be compared and the global energy minimum then defines the ground state total energy *and* the valence configuration of the Ni-ion. This latter is defined as the integer number of electrons available for band formation, namely

$$N_{val} = Z - N_{core} - N_{SIC}, \quad (1)$$

where Z is the atomic number (28 for Ni), N_{core} is the number of core (and semicore) electrons (18 for Ni), and N_{SIC} is the number of localized, i.e. self-interaction corrected, states.

LiNiO_2 crystallizes in a trigonal structure ($R\bar{3}m$ (166) space group) that consists of layers of NiO_2 slabs built from edge sharing NiO_6 octahedra and separated from each other by a layer of Li cations^{11,12} (see Fig. 1). This crystal structure, which can be derived from

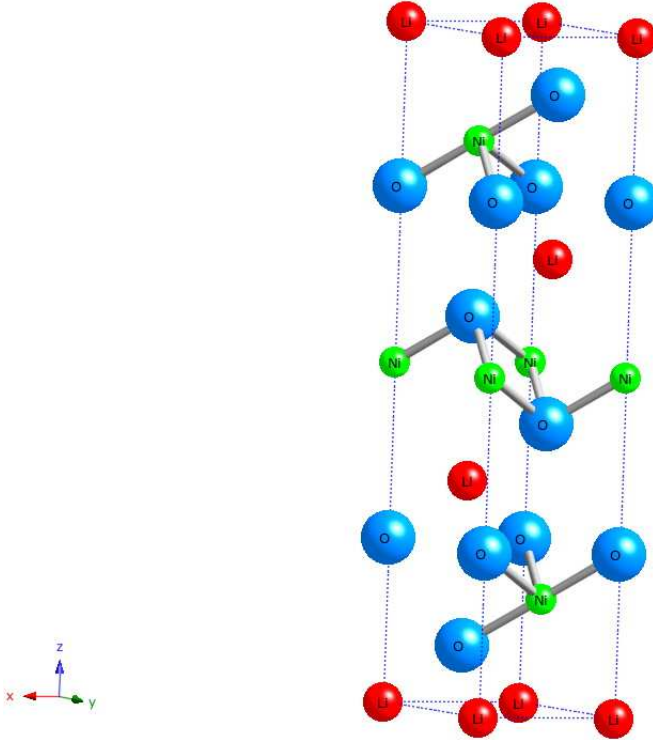


FIG. 1: LiNiO_2 crystal structure, consisting of alternating layers of O (blue), Li (red), and Ni (green) atoms.

the rock salt structure of NiO by replacing every second Ni (111) plane by a Li plane, is favorable to fast-ion intercalation/removal of Li ions during a battery discharge/charge cycle.

NaNiO₂ is isoelectronic to LiNiO₂ and, at high temperatures, also crystallizes in the $R\bar{3}m$ structure. However, below T=480 K, NaNiO₂ undergoes a crystal structure distortion from rhombohedral to monoclinic (C2/m (12) spacegroup) that is driven by a cooperative Jahn-Teller ordering in the Ni-ion layer². In LiNiO₂, a local distortion of the NiO₆ tetrahedra has been observed¹¹ and associated with the expected Jahn-Teller (JT) activity of the Ni ions in an octahedral environment. However, unlike NaNiO₂, the crystal structure shows no indication of collective JT-distortion. It has been suggested, that this is due to the formation of three sublattices with non-collinear JT-axes, and the strain fields generated by the triangular symmetry of the NiO₂ slabs prevent the local orbital ordering from developing into long-range ordering¹³. The difference in magnetic behaviour is equally puzzling in that the observed magnetic order of NaNiO₂, ferromagnetic intra-(Ni)layer coupling with anti-ferromagnetic inter-(Ni)layer coupling^{14,15}, does not seem to occur in LiNiO₂.

Assuming the undistorted $R\bar{3}m$ crystal structure for LiNiO₂, we have calculated the total energies for five Ni valences – Ni²⁺ through Ni⁶⁺ – as well as the completely delocalized LSD configuration. To determine the lowest total energy for each Ni valency (i.e. number of localized d-states), we have considered several possible ways the localized states can be permuted among the available *d*-orbitals. The results are summarized in Fig. 2. Clearly, the LSD is the least favorable scenario. Overall, the different valency configurations become energetically more favorable as the number of localized *d*-electrons increases. The global energy minimum is obtained for the trivalent Ni³⁺ scenario with seven localized *d*-electrons in the $t_{2g}^6 e_g^1$ low spin configuration. This is marked by the green line in Fig. 2. Compared to Ni³⁺, the Ni²⁺ configuration is again less favorable. Based on total energy considerations, the SIC-LSD thus validates the choice of charge and spin configuration used in the model and LDA+U calculations of LiNiO₂. The same groundstate configuration is found in a similar study of the electronic structure of NaNiO₂.

In actuality an indication of the SIC-LSD preference for the low spin ground state of the Ni-ion is already inherent in the LSD calculation. As can be seen from the density of states (DOS) shown in Fig. 3a, the splitting of ~ 2.0 eV between the majority Ni t_{2g} and e_g states (crystal field splitting) is some four times larger than the exchange splitting (~ 0.5 eV) between majority and minority Ni *d*-states. A detailed inspection of this same DOS reveals that the t_{2g} states in both spin channels are fully occupied while the majority e_g states are only partially filled, as the Fermi energy falls in the range of hybridized O 2*p* and Ni e_g

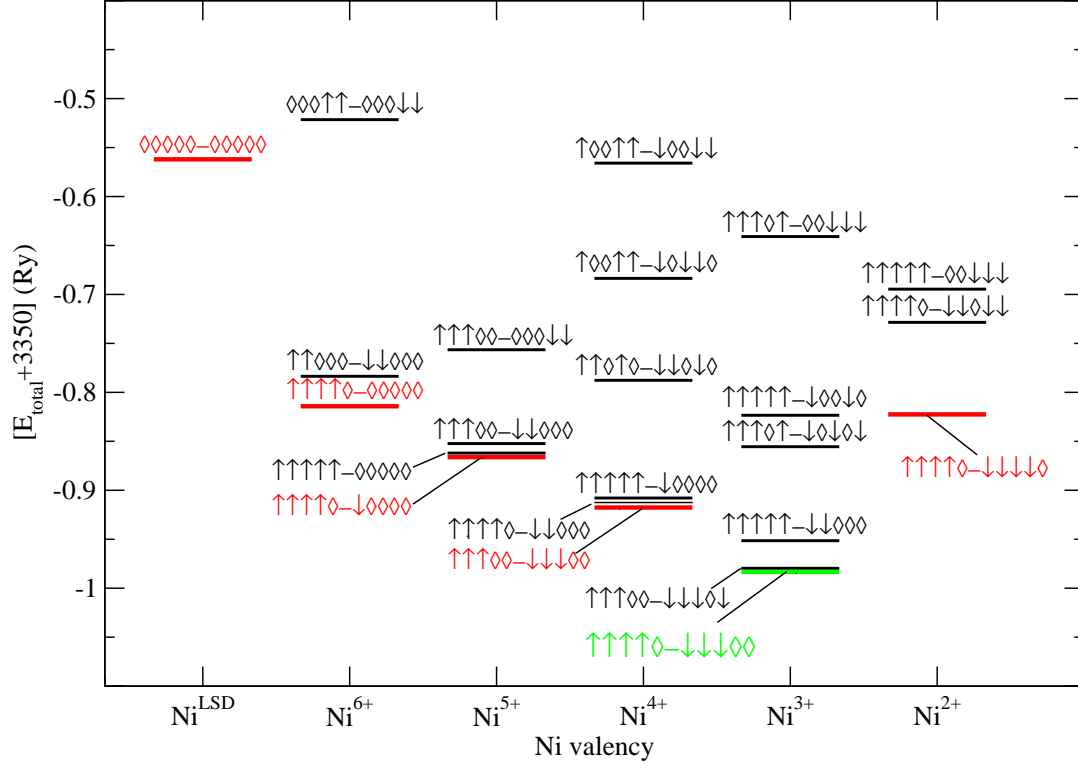


FIG. 2: Total energy as a function of Ni d -configuration in LiNiO₂. A number of scenarios are shown for each given configuration, $d_{xy}^{\uparrow}d_{yz}^{\uparrow}d_{xz}^{\uparrow}d_{3z^2-r^2}^{\uparrow}d_{x^2-y^2}^{\uparrow} - d_{xy}^{\downarrow}d_{yz}^{\downarrow}d_{xz}^{\downarrow}d_{3z^2-r^2}^{\downarrow}d_{x^2-y^2}^{\downarrow}$, where a localized spin up/spin down state is indicated by the \uparrow/\downarrow symbol, and a delocalized state is indicated by the \diamond symbol.

states. Since the self-interaction is only sizeable for the occupied and fairly localized states, one can easily see that only these occupied Ni d -states will benefit from the self-interaction correction, thus leading to the global energy minimum of the SIC-LSD energy functional for this low-spin state.

When comparing the SIC-LSD DOS for the ground state configuration (Fig. 3b) to the LSD DOS (Fig. 3a), one notices that the t_{2g} states at the top of the valence band and parts of the spin-up e_g band states at the bottom of the conduction band have vanished. The Fermi level is now situated above the completely filled valence band and LiNiO₂ is an insulator, in agreement with experiment. Because SIC-LSD is still one-electron ground state theory

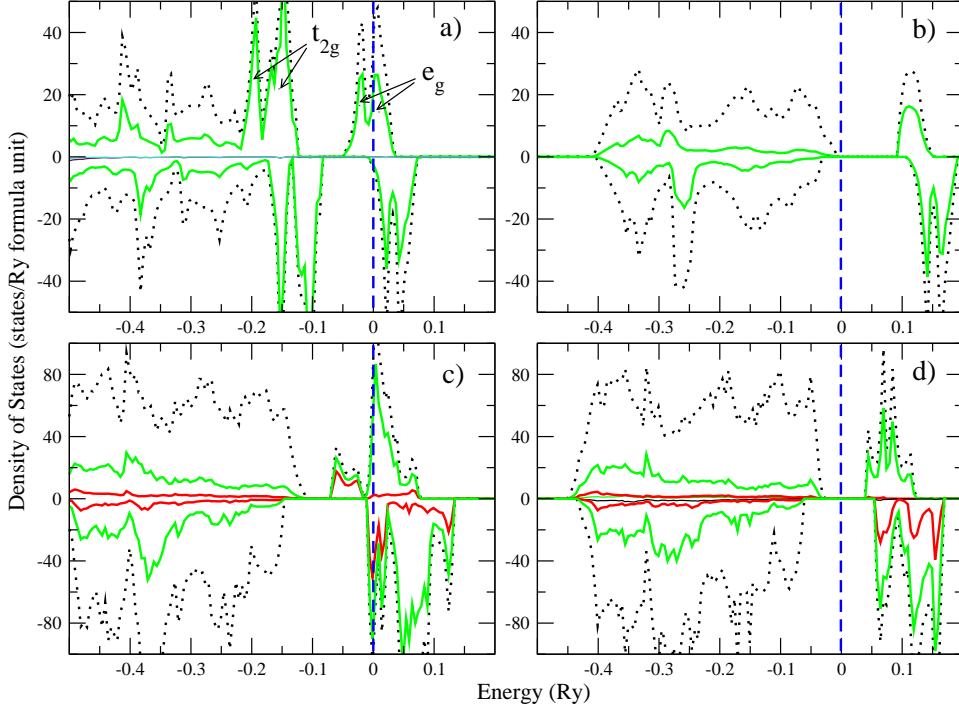


FIG. 3: Spin-decomposed density of states as obtained for a) LiNiO_2 with the LSD, b) LiNiO_2 with the Ni^{3+} groundstate configuration, c) $\text{Li}_3\text{Ni}_{Li}^{3+}\text{Ni}_3^{3+}\text{O}_8$, and d) $\text{Li}_3\text{Ni}_3^{3+}\text{Ni}_{Li}^{2+}\text{Ni}^{2+}\text{O}_8$. The green and black lines represent respectively the Ni d -projected and total DOS. The red in c) and d) represents the d -projected DOS of the Ni substituted in the Li layer. The perpendicular dashed blue line indicates the position of the Fermi level.

it does not give accurate removal energies of localized states, due to the unaccounted for screening and relaxation effects¹⁶. The localized states are therefore situated unphysically low at around -0.8 Ry (not shown).

Given the similarity of electronic structures of stoichiometric LiNiO_2 and NaNiO_2 , what then is the origin of their very different properties? Although super-stoichiometric $\text{Li}_{1-x}\text{Ni}_{1+x}\text{O}_2$, $0 < x \leq 0.2$, was first synthesized by Dyer *et al.*¹⁷ in 1953, attempts to synthesize the stoichiometric LiNiO_2 ($x = 0$) compound have so far proved unsuccessful. There is now a growing body of evidence that chemical disorder inherent to super-stoichiometric LiNiO_2 , but absent in NaNiO_2 , is an important factor contributing to property differences. Indeed, in a recent theoretical paper, Mostovoy and Khomskii¹⁸ raise the

possibility that the complex electronic properties of LiNiO_2 are related to the presence of Ni anti-site ions in the Li layers. A number of experimental studies have also come to the same conclusion^{19,20}. In super-stoichiometric $\text{Li}_{1-x}\text{Ni}_{1+x}\text{O}_2$ with excess Ni-atoms presumed to occupy the Li-layer, charge balance arguments suggest that misplaced Ni-atoms will have a 2+ charge state^{20,21} which will also induce an equivalent number of Ni^{2+} -ions in the NiO_2 layer. Namely, a valence state that can be captured by the crystallographic formula $(\text{Li}_{1-x}^{1+}\text{Ni}_x^{2+})_{\text{Li-layer}}(\text{Ni}_x^{2+}\text{Ni}_{1-x}^{3+})_{\text{Ni-layer}}\text{O}_2$. Despite its apparent complexity, the energetic basis of such a ground state can be investigated straightforwardly using the SIC-LSD method.

Starting from a supercell consisting of four LiNiO_2 formula units (crystal structure $R\bar{3}m$), we replace a single Li atom with Ni. In Table I, we compare the total energy for the trivalent scenario, i.e. $(\text{Li}_3^{1+}\text{Ni}_1^{3+})_{\text{Li-layer}}(\text{Ni}_4^{3+})_{\text{Ni-layer}}\text{O}_2$ in row 1, to a number of scenarios where an increasing number of Ni atoms is treated as divalent $\text{Ni}^{2+}(d^8)$. From Fig. 3c we notice that in the energetically unfavorable, all Ni^{3+} configuration, the substitution of a monovalent Li by a trivalent Ni results in additional e_g bands that are partially filled. The gain in hybridization energy associated with this d -band formation is however not large enough to compete with the possible gain in self-interaction energy that results from localizing the corresponding d -states. Consequently, the energetically most favorable scenario is obtained with two Ni atoms in the Ni^{2+} configuration and three Ni atoms in the Ni^{3+} configuration (row 4 in Table I), i.e. $(\text{Li}_3^{1+}\text{Ni}_2^{2+})_{\text{Li-layer}}(\text{Ni}_3^{3+}\text{Ni}_2^{2+})_{\text{Ni-layer}}\text{O}_2$. The corresponding DOS is shown in Fig. 3d, where it can be seen that, due to the localization of d -states, a large band gap is observed indicating that the compound remains insulating even when off-stoichiometric.

In the preceding discussion it is important to keep in mind that the valencies obtained in SIC-LSD are not ionic in nature. Rather, valency change is the result of a d -electron localization/delocalization transition and is not necessarily indicative of large charge transfer. Whether a given d -state will localize or take part in d -band formation depends on the outcome of the competition between hybridization and self-interaction energies.

The above interesting behavior of misplaced Ni-atoms notwithstanding, the question still remains as to the extent that the off-stoichiometry induced valence change can explain the observed differences in electronic and magnetic properties between LiNiO_2 and NaNiO_2 . Unlike Ni^{3+} ions, divalent Ni^{2+} ions are not JT-active. Consequently, a random distribution of these ions in the NiO_2 layer could possibly affect the orbital ordering. However, this

TABLE I: Total energies for different $\text{Ni}^{3+}/\text{Ni}^{2+}$ configurations in $\text{Li}_3\text{Ni}_5\text{O}_8$, and $\text{Na}_3\text{MgNi}_4\text{O}_8$. The energies are given relative to the corresponding all trivalent Ni^{3+} configuration. The Ni_{Li} notation refers to a Ni substituted for a Li atom.

$\text{Li}_3\text{Ni}_5\text{O}_8$	
Ni valency	Total energy (Ry)
$\text{Ni}_{Li}^{3+} \text{ Ni}^{3+} \text{ Ni}^{3+} \text{ Ni}^{3+} \text{ Ni}^{3+}$	0.00
$\text{Ni}_{Li}^{3+} \text{ Ni}^{3+} \text{ Ni}^{3+} \text{ Ni}^{3+} \text{ Ni}^{2+}$	-0.0393
$\text{Ni}_{Li}^{2+} \text{ Ni}^{3+} \text{ Ni}^{3+} \text{ Ni}^{3+} \text{ Ni}^{3+}$	-0.0691
$\text{Ni}_{Li}^{2+} \text{ Ni}^{3+} \text{ Ni}^{3+} \text{ Ni}^{3+} \text{ Ni}^{2+}$	-0.1033
$\text{Ni}_{Li}^{2+} \text{ Ni}^{3+} \text{ Ni}^{3+} \text{ Ni}^{2+} \text{ Ni}^{2+}$	0.0262
$\text{Ni}_{Li}^{2+} \text{ Ni}^{2+} \text{ Ni}^{2+} \text{ Ni}^{2+} \text{ Ni}^{2+}$	0.1494
$\text{Na}_3\text{MgNi}_4\text{O}_8$	
Ni valency	Total energy (Ry)
$\text{Ni}^{3+} \text{ Ni}^{3+} \text{ Ni}^{3+} \text{ Ni}^{3+}$	0.00
$\text{Ni}^{3+} \text{ Ni}^{3+} \text{ Ni}^{3+} \text{ Ni}^{2+}$	-0.0136
$\text{Ni}^{3+} \text{ Ni}^{3+} \text{ Ni}^{2+} \text{ Ni}^{2+}$	+0.0658

issue is clouded by the fact that introduction of Ni ions into the Li layer gives rise to additional magnetic interactions between neighboring Ni layers which then need to be taken into account on top of the pre-existing intra-layer magnetic interactions. For example, it has been suggested that the substitution of some of the Na atoms by Ni atoms in NaNiO_2 leads to frustration of the antiferromagnetic stacking order and the destruction of long range magnetic order¹⁵. Given this complexity, it would clearly be advantageous to separate the effect of valency change on the orbital ordering and on the magnetic interactions. In what follows we suggest how this may be achieved.

Specifically, we propose to start from stoichiometric NaNiO_2 , which is both magnetically and orbitally ordered, and substitute Mg or Ca ions for some of the Na ions. By replacing monovalent Na with divalent Mg/Ca, we expect no additional interlayer magnetic interactions to occur, but the extra valence electron will, dependent on the relative size of the corresponding self-interaction and hybridization energies, either localize on a Ni-site or oc-

cupy an e_g conduction band level. Starting from a $\text{Na}_4\text{Ni}_4\text{O}_8$ unit cell and replacing a single Na atom by Mg, we have studied a number of Ni-ion configurations. As shown in Table I, we find that the configuration with three Ni ions in the 3+ charge state, and one Ni ion in the 2+ charge state is energetically most favorable. Thus, the substitution of Mg/Ca atoms in the Na layer, leads to d^8 localization on an equivalent number of Ni-ions, and again results in a mixture of JT active and non-active ions in the NiO_2 layer. Clearly, investigating experimentally how this would affect the local and medium range orbital ordering is then of considerable interest.

A study ²² of mixed layered oxide phases $\text{Na}_{1-x}\text{Li}_x\text{NiO}_2$, where Li is gradually replaced by Na, has shown that both orbital-ordering and antiferromagnetism are conserved for $0 \leq x \leq 0.2$, and that the collective Jahn-Teller transition is only suppressed for $x > 0.2$. This result is in line with our picture, as the substitution of Na by isoelectronic Li does not result in a change in valency of the Ni ions in the NiO_2 layer. If the substitution of Mg or Ca for Na brought about the suppression of long range orbital ordering for comparatively smaller concentrations, this would be a strong indication that it is indeed the random distribution of non JT-active Ni ions in the NiO_2 layer that is responsible, rather than the introduction of magnetic Ni atoms in the Li layers. On the other hand if the orbital ordering persists up to higher Mg/Ca concentrations, it is more likely that the small ionic size of Li^+ is responsible for the suppression of macroscopic Jahn-Teller distortion.

In summary, we have applied the SIC-LSD method to study the electronic structure of both stoichiometric and off-stoichiometric nickelates. Based on parameter free total energy considerations, we find the ground-states of both LiNiO_2 and NaNiO_2 to be insulating, with Ni^{3+} in the $t_{2g}^6 e_g^1$ low-spin configuration. Furthermore, the calculations reveal that the crystal field effects rather than the exchange interactions determine the low spin ground state configuration. With respect to $\text{Li}_{1-x}\text{Ni}_{1+x}\text{O}_2$, we find that for every Ni substituting for Li, a Ni-ion turns divalent in the NiO_2 layer. The presence of a divalent Ni-ion will alter the exchange interaction, and would strongly affect the magnetic properties of these compounds. We propose that NaNiO_2 having had Mg or Ca substituted for some of its Na would be ideally suited to experimental study of the effect of Ni^{2+} ions on the long range orbital ordering.

Acknowledgments

This work was sponsored by the Laboratory Directed Research and Development Program (LDRD) program of ORNL (LP, GMS, TE), and by the DOE-OS through the Offices of Basic Energy Sciences (BES), Division of Materials Sciences and Engineering (LP, GMS, TE). The calculations were carried out at the National Energy Research Scientific Computing Center (NERSC).

-
- ¹ K. Mizushima *et al.*, Mat. Res. Bull. **15**, 783 (1980).
 - ² E. Chappel *et al.*, Eur. Phys. J. B **17**, 615 (2000).
 - ³ P. Kuiper . *et al.*, Phys. Rev. Lett. **62**, 221 (1989).
 - ⁴ F. Reynaud *et al.*, Phys. Rev. Lett. **86**, 3638 (2001).
 - ⁵ M. K. Aydinol *et al.*, Phys. Rev. B **56**, 1354 (1997).
 - ⁶ V. I. Anisimov *et al.*, Phys. Rev. B **44**, 943 (1991).
 - ⁷ H. Meskine, and S. Satpathy, J. Appl. Phys. **97**, 10A314 (2005).
 - ⁸ A. Svane, Phys. Rev. B **53**, 4275 (1996).
 - ⁹ W. M. Temmerman, A. Svane, Z. Szotek and H. Winter, in *Electronic Density Functional Theory:Recent Progress and New Directions*, edited by J. F. Dobson, G. Vignale and M. P. Das (Plenum, New York, 1998), p. 327.
 - ¹⁰ A. Zunger, J. P.Perdew, and G. L.Oliver, Solid State Commun. **34**, 933 (1980), J. P. Perdew and A. Zunger, Phys. Rev. B **23**, 5048 (1981).
 - ¹¹ A. Rougier, C. Delmas, and A. V. Chadwick, Solid State Commun. **94**, 123 (1995).
 - ¹² T. A. Hewston, and B. L. Chamberland, J. Phys. Chem. Solids **48**, 97 (1987).
 - ¹³ J. -H. Chung *et al.* , Phys. Rev. B **71**, 064410 (2005).
 - ¹⁴ P. F. Bongers, U. Enz, Solid State Comm. **4**, 153 (1966).
 - ¹⁵ M. J. Lewis *et al.*, Phys. Rev. B **72**, 014408 (2005).
2631 (1990).
 - ¹⁶ W. M. Temmerman, Z. Szotek, and H. Winter, Phys. Rev. B **47**, 1184 (1993).
 - ¹⁷ L. D. Dyer *et al.*, J. Amer. Chem. Soc. **76**, 1499 (1953).
 - ¹⁸ M. V. Mostovoy and D. I. Khomskii, Phys. Rev. Lett. **89**, 227203 (2002).

- ¹⁹ E. Chappel *et al.*, Phys. Rev. B **66**, 132412 (2002).
- ²⁰ A. -L. Barra *et al.*, Eur. Phys. J. B **7**, 551 (1999).
- ²¹ M. D. Núñez-Regueiro *et al.*, Eur. Phys. J. B **16**, 37 (2000).
- ²² M. Holzapfel *et al.*, S. Diaz, S. de Brion, G. Chouteau, and P. Strobel, Solid State Sci.**7**, 497 (2005).