

Pair Tunneling and Shot Noise through Molecular Transistors

Myung-Joong Hwang,¹ Mahn-Soo Choi,^{2,3,*} and Rosa López³

¹*Department of Physics, Pohang University of Science and Technology, Pohang 790-784, Korea*

²*Department of Physics, Korea University, Seoul 136-701, Korea*

³*Department de Física, Universitat de les Illes Balears, E-07122 Palma de Mallorca, Spain*

We theoretically investigate the electronic transport through single molecules in a strong electron-phonon coupling regime. Based on a particle-hole transformation we provide a comprehensive understanding of the physical nature of pair tunneling in terms of spin-flip cotunneling. Moreover, two realistic experimental setups to observe pair tunneling are proposed. We also discuss about interesting features of the shot noise due to the pair tunneling.

PACS numbers: 73.63.-b, 72.10.Bg, 81.07.Nb

Introduction— The idea of using molecules as electronic devices has brought a new era of nanoscale device, and the recent advance in precise manipulation of single molecules have stimulated intense research interests [1]. Many transport features of single molecules are ascribed to the coupling between electronic and vibrational degree of freedom [1, 2]. Among others, a particularly interesting result of the electron-phonon coupling is that the effective charging energy U can be negative. The negative U makes the double occupancy of the molecular level energetically favored to the single occupancy, and hence allows the tunneling of pairs. Although most studies on the negative U have been focused on the Kondo regime [3, 4, 5], a recent work by Koch *et al.* [6] pointed out that the pair tunneling due to negative U can strongly affect the electronic transport above the Kondo temperature (T_K) as well. More interestingly, it was shown that the pair tunneling exhibits several unusual features [6]. In particular, the resonance width of the pair tunneling conductance was only determined either by the temperature (linear regime) or by the bias voltage (non-linear regime); but not by the lead-molecule hybridization as in normal sequential tunneling of single particles. Further, the pair tunneling conductance was exactly twice the normal cotunneling contribution.

However, we note that there are several physical questions that have not been addressed yet: First of all, why should the pair tunneling be treated separately in a sequential tunneling picture apart from the normal cotunneling processes? Secondly, the sequential tunneling picture ignores the coherence between the subsequent pair tunneling events; can the pairs undergo purely coherent resonant tunneling [7]? Thirdly, is there a simple physical explanation why the pair tunneling conductance is exactly twice the normal cotunneling contribution? Can one attribute it to the double charge of the pair (like in a tightly bound pair objects)?

In addition to the previous questions on average current (conductance), for a better understanding of the nature of the pair tunneling, one can also investigate the fluctuations of the current. In many systems, the effective charge of the elementary excitations has been iden-

tified by the shot noise characteristics [8, 9]. Interesting questions would then be: Should the pair tunneling events give the fluctuations corresponding to the Fano factor equal to 2? How different are the “pairs” tunneling through the device from tightly bound pair objects?.

In this work, we address all these questions and present further physical insights to the characteristics of the pair tunneling (above T_K), based on particle-hole transformation (PHT).

Particle-hole transformation— We describe the molecular device with an Anderson-Holstein model (AHM), whose Hamiltonian has the form:

$$\begin{aligned} \hat{H} = & \sum_{\ell k \sigma} (\epsilon_k - eV_\ell) \hat{c}_{\ell k \sigma}^\dagger \hat{c}_{\ell k \sigma} + \sum_{\sigma} \epsilon_0 \hat{d}_\sigma^\dagger \hat{d}_\sigma + U_0 \hat{n}_\uparrow \hat{n}_\downarrow \\ & - \lambda \hbar \omega_0 (\hat{n} - 1) (\hat{a}^\dagger + \hat{a}) + \hbar \omega_0 \hat{a}^\dagger \hat{a} + \sum_{\ell k \sigma} \left(T_{\ell k} \hat{c}_{\ell k \sigma}^\dagger \hat{d}_\sigma + h.c. \right). \end{aligned} \quad (1)$$

Here $\hat{c}_{\ell k \sigma}^\dagger$ creates an electron with momentum k and spin σ on the lead $\ell = \{L, R\}$. The molecule has both the electronic degrees of freedom, described by the fermion operator \hat{d}_σ^\dagger ($\hat{n}_\sigma = \hat{d}_\sigma^\dagger \hat{d}_\sigma$, $\hat{n} = \hat{n}_\uparrow + \hat{n}_\downarrow$), and the vibrational mode with frequency ω_0 , described by the boson operator \hat{a}^\dagger . λ is the dimensionless coupling constant between the two. The tunneling of electrons between the leads and the molecule, the last term in Eq. (1), is characterized by the lead-molecule hybridization parameter $\Gamma_\ell \equiv 2\pi \sum_k |T_{\ell k}|^2 \delta(E - \epsilon_{k\sigma})$. As usual, we ignore the weak energy dependence of Γ_ℓ . We also put $\Gamma = \Gamma_L + \Gamma_R$.

The molecule part in Eq. (1) is diagonalized by the canonical transformation $S = \lambda(n-1)(a^\dagger - a)$ [4, 10]. The polaron shift is reflected in a renormalized molecular level ϵ_d and on-site interaction U : $\epsilon_d = \epsilon_0 + \lambda^2 \hbar \omega_0$ and $U = U_0 - 2\lambda^2 \hbar \omega_0$, respectively. Notice that in the strong coupling limit ($\lambda^2 \gg U_0/2\hbar\omega_0$) the on-site interaction U become *negative* which suggests that double occupancy of the molecular level is energetically favored to the single occupancy. Indeed, by removing the phonon degrees of freedom with a Schrieffer-Wolf (SW) transformation, [6] showed that a pairs of electrons can “resonantly” tunnel into the molecule from leads; see

Fig. 1 (a). It was pointed out that the pair tunneling has quite unusual characteristics. However, it should be stressed that the situation considered in [6] is rather special and in fact equivalent to a negative- U Anderson model (*isotropic* Kondo model). Earlier, it was shown in [10] that the model is, in general, equivalent to an *anisotropic* Kondo model (not equivalent to a negative- U Anderson model) [22]. We will come back to this issue later.

It has been proved useful to map an impurity model with negative on-site interaction to an equivalent model with positive interaction by a PHT [11]. With the same spirit, we directly apply the PHT to the AHM keeping the phonon modes [12]. We choose an one-to-one correspondence $k \mapsto \tilde{k}$ such that $\epsilon_{\tilde{k}} = -\epsilon_k$ (we assume symmetric conduction bands). Following [10, 11], we make the PHT for down spins $\hat{d}_{\downarrow} \mapsto \tilde{d}_{\downarrow}^{\dagger}$, $\hat{c}_{Lk\downarrow} \mapsto \tilde{c}_{2\tilde{k}\downarrow}^{\dagger}$, $\hat{c}_{Rk\downarrow} \mapsto \tilde{c}_{1\tilde{k}\downarrow}^{\dagger}$, keeping the up spins unchanged $\hat{d}_{\uparrow} \mapsto \tilde{d}_{\uparrow}$, $\hat{c}_{Lk\uparrow} \mapsto \tilde{c}_{1k\uparrow}$, $\hat{c}_{Rk\uparrow} \mapsto \tilde{c}_{2k\uparrow}$. It should be noticed that the lead indices for the down spins have been exchanged ($L \rightarrow 2, R \rightarrow 1$) compared with those for the up spins ($L \rightarrow 1, R \rightarrow 2$). This is a small yet important difference between the mapping here and that in [10, 11], where the lead-index exchange was not necessary since they considered equilibrium situations.

Under this transformation, the bias voltages $eV_{\ell\sigma}$ ($\ell = 1, 2$) become spin-dependent: $e\tilde{V}_{1\uparrow} = eV_L$, $e\tilde{V}_{1\downarrow} = -eV_R$, $e\tilde{V}_{2\uparrow} = eV_R$, $e\tilde{V}_{2\downarrow} = -eV_L$. For simplicity we assume the symmetric bias, and then they become spin-independent: $e\tilde{V}_{1\uparrow} = e\tilde{V}_{1\downarrow} = eV/2$, $e\tilde{V}_{2\uparrow} = e\tilde{V}_{2\downarrow} = -eV/2$. The tunneling amplitudes $\tilde{T}_{\ell k\sigma}$ are also spin-dependent and given by $\tilde{T}_{1k\uparrow} = T_{Lk\uparrow}$, $\tilde{T}_{1k\downarrow} = -T_{Rk\downarrow}^*$, $\tilde{T}_{2k\uparrow} = T_{Rk\uparrow}$ and $\tilde{T}_{2k\downarrow} = -T_{Lk\downarrow}^*$. The spin-dependence of them disappear only for symmetric junctions ($\Gamma_L = \Gamma_R = \Gamma/2$): $\tilde{\Gamma}_{\ell\sigma} = \Gamma/2$ ($\ell = 1, 2; \sigma = \uparrow, \downarrow$). Later, we will see that the junction asymmetry changes dramatically the transport property of the molecular device. Finally, the molecular part now takes the form $e^{+\tilde{S}} \left[\sum_{\sigma} \tilde{\epsilon}_{d\sigma} \tilde{d}_{\sigma}^{\dagger} \tilde{d}_{\sigma} + \tilde{U} \tilde{n}_{\uparrow} \tilde{n}_{\downarrow} \right] e^{-\tilde{S}}$ with $\tilde{S} = \lambda(\tilde{n}_{\uparrow} - \tilde{n}_{\downarrow})(a^{\dagger} - a)$. Thus, the effective on-site interaction $\tilde{U} = -U$ becomes positive, and the molecular level $\tilde{\epsilon}_{d\sigma} = U/2 + \sigma\Delta_Z/2$ has an effective Zeeman splitting given by $\Delta_Z = 2\epsilon_d + U = 2\epsilon_0 + U_0$. More precisely, their eigenstates are given by $|0, m\rangle = |\tilde{0}\rangle|m\rangle$ (with energy $E_{0,m} = m\hbar\omega_0$), $|2, m\rangle = |\tilde{2}\rangle|m\rangle$ ($E_{2,m} = m\hbar\omega_0$), and $|\sigma, m\rangle = D(\sigma\lambda)|\tilde{\sigma}\rangle|m\rangle$ ($E_{\sigma,m} = m\hbar\omega_0 + \tilde{\epsilon}_{d\sigma}$), where $|\tilde{0}\rangle$ (empty), $|\tilde{2}\rangle$ (doubly occupied), and $|\tilde{\sigma}\rangle$ (singly occupied by spin σ) are electronic states of the molecule, $|m\rangle$ is the phonon state, and $D(\alpha) = \exp[\alpha(a^{\dagger} - a)]$ [4, 5, 10].

In the strong coupling regime ($\lambda^2 \gg U_0/2\hbar\omega_0$), the equivalent model has \tilde{U} positively large and $\tilde{\epsilon}_{d\sigma}$ far below the Fermi energy ($\tilde{U} \gg \Gamma$, $\tilde{\epsilon}_{d\sigma} \ll -\Gamma < 0$). The model is thus in the so-called local-moment regime, and

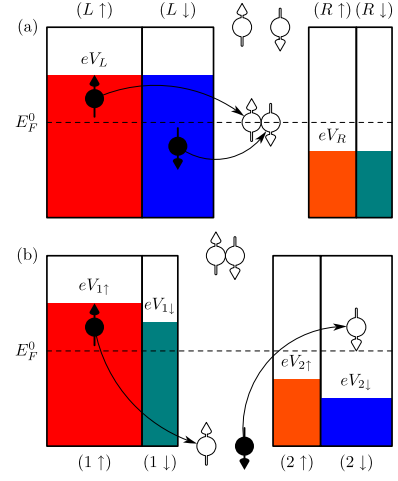


FIG. 1: (color on-line) A resonant pair tunneling in the original model (a) corresponds to a spin-flip cotunneling in the equivalent model (b). The spin-preserving cotunneling process (not shown) remain the same in both models.

hence the transport is only through cotunneling processes (above T_K). The PHT maps the electronic state $|0\rangle$ of the molecule in the original model to $|\tilde{1}\rangle$ in the equivalent model; likewise, $|\uparrow\rangle \mapsto |\tilde{2}\rangle$, $|\downarrow\rangle \mapsto |\tilde{0}\rangle$, and $|2\rangle \mapsto |\tilde{\uparrow}\rangle$. The usual cotunneling processes in the original model thus corresponds to spin-preserving cotunnelings in the equivalent model, and the pair tunnelings [Fig. 2(a)] to spin-flipping cotunneling [Fig. 2(b)]. In other words, whereas the pair tunnelings (in terms of sequential tunneling) and the usual cotunnelings were treated differently in [6], in our picture all the relevant processes are treated on an equal footing, in terms of “cotunneling” processes only. This will allow us to infer further insight into the characteristics of the pair tunneling based on the well-established theory of cotunneling transport [13].

A few further remarks are in order: (i) In most common experiments, the two leads are identical. But the mapping applies to general cases. A particularly interesting case will be the ferromagnetic leads with the anti-parallel polarizations [14]. (ii) The transformed Hamiltonian arises from a mathematical mapping. Yet, the model itself is *physical* in the sense that it is experimentally realizable. Among others, an interesting physical realization will be the capacitively coupled double quantum dot (CCDQD) [Fig. 3 (b)], which is discussed below.

Cotunneling rates— Both the average current and the shot noise characteristics can be obtained from the rate equation

$$\begin{aligned} \frac{dP_{\sigma}(N)}{dt} = & - \sum_{\ell\ell',\sigma'} W_{\sigma'\sigma}^{\ell'\ell} P_{\sigma}(N) + \sum_{\ell} W_{\sigma\sigma}^{\ell\ell} P_{\sigma}(N) \\ & + \sum_{\sigma'} W_{\sigma\sigma'}^{21} P_{\sigma'}(N-1) + \sum_{\sigma'} W_{\sigma\sigma'}^{12} P_{\sigma'}(N+1). \end{aligned} \quad (2)$$

Here $P_{\sigma}(N_2, t)$ is the probability to find the molecule in

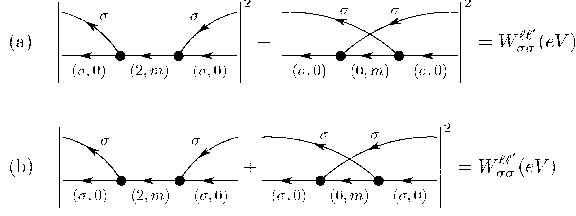


FIG. 2: Cotunneling rates in the equivalent model. (a) Spin-preserving cotunneling, corresponding to the usual single-particle cotunneling in the original model. (b) Spin-flip cotunneling, corresponding to the resonant pair tunneling in the original model.

the electronic state $|\bar{\sigma}\rangle$ and N_2 electrons in the lead 2 at time t . $W_{\sigma\sigma'}^{\ell\ell'}$ is the the rate of cotunneling process where an electron is transferred from lead ℓ' to ℓ and, at the same time, the *molecular state* changes from $|\bar{\sigma}'\rangle$ to $|\bar{\sigma}\rangle$. The cotunneling rates for the spin preserving and spin-flip processes are given respectively by

$$W_{\sigma\sigma}^{\ell\ell'} = \mathcal{F}_+^2(u, \lambda) \left[\frac{\tilde{\Gamma}_{\ell\bar{\sigma}} \tilde{\Gamma}_{\ell'\bar{\sigma}} + \tilde{\Gamma}_{\ell\sigma} \tilde{\Gamma}_{\ell'\sigma}}{2\pi\hbar\tilde{\epsilon}_{d\bar{\sigma}}} \right] F(e\tilde{V}_{\ell\sigma} - e\tilde{V}_{\ell'\sigma})$$

$$W_{\bar{\sigma}\bar{\sigma}}^{\ell\ell'} = \mathcal{F}_-^2(u, \lambda) \tilde{\Gamma}_{\ell\sigma} \tilde{\Gamma}_{\ell'\bar{\sigma}} \left[\frac{1}{\tilde{\epsilon}_{d\bar{\sigma}}} + \frac{1}{\tilde{\epsilon}_{d\sigma}} \right]^2$$

$$\times \frac{F(\tilde{\epsilon}_{d\bar{\sigma}} - \tilde{\epsilon}_{d\sigma} + e\tilde{V}_{\ell\sigma} - e\tilde{V}_{\ell'\bar{\sigma}})}{2\pi\hbar} \quad (3)$$

where $u \equiv -U/2\hbar\omega_0$ and $F(E) \equiv E/(e^{\beta E} - 1)$. One can immediately notice two clear differences between the spin-preserving and spin-flip cotunneling processes. (i) As illustrated diagrammatically in Fig. 2 [15], the spin-preserving cotunneling rate is an *incoherent* (classical) sum of two contributions (because the spins of the conduction electrons are different between the two corresponding diagrams) while the spin-flip cotunneling rate is a *coherent* sum of two *indistinguishable* contributions. The latter gives rise to a constructive interference for the spin-flip cotunneling rate, and hence $W_{\sigma\sigma}^{\ell\ell'}$ becomes exactly twice $W_{\bar{\sigma}\bar{\sigma}}^{\ell\ell'}$ at $eV \approx 0$ and $\Delta_Z \approx 0$. This explains why the pair-tunneling conductance is twice the normal cotunneling contribution. (ii) They have different Franck-Condon (FC) factors $\mathcal{F}_\pm(u, \lambda)$, $\mathcal{F}_\pm(u, \lambda) \equiv e^{-\lambda^2} \sum_{m=0}^{\infty} (\pm\lambda^2)^m u / (m+u)m!$. The FC suppression arises at two different levels. According to the FC principle [16], it is clear that each virtual tunneling amplitude itself has the FC suppression factor: $\langle \bar{\sigma}, 0 | H_T | \bar{\alpha}, m \rangle \sim e^{-\lambda^2/2}$ and $\langle \bar{\alpha}, m | H_T | \bar{\sigma}, 0 \rangle \sim e^{-\lambda^2/2}$ ($\alpha = 0, 2$). When $\hbar\omega_0 \gg -U/2$ ($u \ll 1$), within the second-order perturbation theory, $|\bar{\alpha}, m=0\rangle$ is the only intermediate state contributing to the overall cotunneling amplitude. In this case, the overall FC suppression factor is $e^{-\lambda^2}$ for both $W_{\sigma\sigma}^{\ell\ell'}$ and $W_{\bar{\sigma}\bar{\sigma}}^{\ell\ell'}$. This is the limit considered in Ref. [6] corresponding to the *isotropic* Kondo model (negative-U

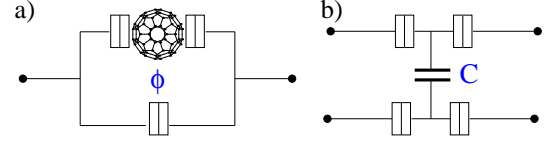


FIG. 3: (a) Aharonov-Bohm interferometer. The interference happens selectively on the usual cotunneling. (b) Capacitively-coupled double quantum dot, which allows pair tunnelings.

Anderson model). However, if $\hbar\omega_0 \ll -U/2$ ($u \gg 1$), all the intermediate states $|\bar{\alpha}, m\rangle$ with higher vibrational energies contribute to the overall cotunneling amplitude. In particular, when the initial and final electronic states are the same ($|\bar{\sigma}'\rangle = |\bar{\sigma}\rangle$), the sum of these contributions just amounts to cancel the FC suppression factor from the *individual* virtual tunneling. This is not the case, for different initial and final states $|\bar{\sigma}'\rangle \neq |\bar{\sigma}\rangle$. Consequently, the spin-flip cotunneling process (i.e., the pair tunneling processes in the original model) is exponentially suppressed compared with the spin-preserving ones. This is the case examined by most authors including [4, 10].

We define the *relative* FC factor $\gamma \equiv \mathcal{F}_-(u, \lambda)/\mathcal{F}_+(u, \lambda)$. In typical experiments [2] with C_{60} molecule, $U_0 \sim 300$ meV and $\hbar\omega_0 \sim 5$ meV. The condition $u \ll 1$ (together with $U \ll -\Gamma$) then requires that $1 \ll \lambda \ll 6$, which cannot be fully satisfied. Therefore, γ can be significantly (even though not exponentially) smaller than 1, and it may be difficult to observe the pair tunneling.

Here we propose two different ways to enhance the visibility of the pair tunneling. First, one can use an interferometer. Consider the Aharonov-Bohm (AB) interferometer in Fig. 3 (a). Within the pair tunneling picture of the original model, it is not clear *a priori* how the pair tunneling is affected by the interference. At least, the sequential tunneling picture (which ignores the coherence between the subsequent pair-tunneling events) cannot account for the interference. In the equivalent model, it is clear that the spin-flip cotunneling (pair tunneling) cannot interfere because the two paths is distinguished by the spin flip. Adjusting the AB flux, one can suppress *selectively* the spin-preserving (normal cotunneling) completely.

Second, we propose the CCDQD [Fig. 3 (b)], which is described by the transformed Hamiltonian and hence it is equivalent to the pair tunneling model. We note that the large capacitive coupling have already been realized experimentally in nanoscale metallic grains [17] and is in a promising progress on semiconducting quantum dots (QDs) [18]. Very recently, they even measured the cross-correlation noise through CCDQD [19].

Current— The average dc current is given by $I = \sum_{\sigma} \langle \hat{I}_{d\sigma} \rangle$ where $\hat{I}_{d\sigma} = (\hat{I}_{R\sigma} - \hat{I}_{L\sigma})/2$, and $\hat{I}_{\ell\sigma} = e d\hat{N}_{\ell\sigma}/dt$ ($\ell = R, L$). For the equivalent model, it reads

$\hat{I}_{d\sigma} = (\tilde{I}_{2\sigma} - \tilde{I}_{1\sigma})/2$, where $\tilde{I}_{\ell\sigma} = e d\tilde{N}_{\ell\sigma}/dt$ ($\ell = 1, 2$). Referring to the mapping depicted in Fig. 1(b), one can easily identify the two contributions to the total current $I = e(J_c + J_p)$, namely, $J_c = (J_{\uparrow\uparrow} + J_{\downarrow\downarrow})/2$ from the “usual” cotunnelings and $J_p = J_{\uparrow\downarrow}P_{\downarrow} + J_{\downarrow\uparrow}P_{\uparrow}$ from the pair tunnelings. Here we have defined $J_{\sigma\sigma'} \equiv W_{\sigma\sigma'}^{21} - W_{\sigma\sigma'}^{12}$, and $P_{\sigma} \equiv \sum_N P_{\sigma}(N, t = \infty)$ is the stationary probability distribution of the molecular state.

Putting the cotunneling rates in Eq. (3) and the mapping Fig.1(b) into J_c and J_p , one can convince oneself that all the results in [6] are reproduced. Here we just clarify the questions raised at the beginning. In the original sequential-tunneling treatment of the pair tunneling[6], it is not clear why and to what extent the coherent between the subsequent tunneling events of pairs can be ignored. In the present picture, the pair tunneling and normal cotunneling are treated on an equal footing, all in the cotunneling picture, the lowest-order perturbation theory. It is thus clear that in order to go beyond the sequential-tunneling treatment of the pair tunneling, viz., to the purely coherent resonant tunneling of pairs, which leads to the Kondo effect[4], one has only to go over the higher orders. Further, pair tunneling contribution is exactly twice (assuming $\gamma = 1$) that from the usual cotunneling because of the interference in the spin-flip cotunneling process (see above and Fig. 2).

Noise— The current noise spectral density is given by (at sufficiently low frequencies $\omega \ll -U/2$) $S(\omega) = \int_{-\infty}^{\infty} d\tau e^{+i\omega\tau} \langle \delta\hat{I}_d(\tau) \delta\hat{I}_d(0) + \hat{I}_d(0) \hat{I}_d(\tau) \rangle$ where $\delta\hat{I}_d \equiv \hat{I}_d - \langle \hat{I}_d \rangle$. The Fano factor, defined by $S(0)/2eI$, is a representative characteristic of the shot noise ($eV \gg k_B T$). It may reveals not only the correlated transport but also the effective charge of the carriers[9]. Resorting to the quantum regression theorem[9, 20, 20, 21], we calculate the current-current correlation function from the rate equation (2), and obtain ($k_B T \ll eV \ll -U/2$, $\Delta_Z \ll -U/2$)

$$\frac{S(0)}{2eI} = 1 - 2 \left[\frac{J_{\uparrow\downarrow} - J_{\downarrow\uparrow}}{W_p} \right] \left[\frac{J_{\uparrow\downarrow}P_{\downarrow}^2 - J_{\downarrow\uparrow}P_{\uparrow}^2}{J_c + J_p} \right] \quad (4)$$

where $W_p = \sum_{\ell\ell'\sigma} W_{\sigma\sigma'}^{\ell\ell'}$.

The shot noise characteristics is summarized in Fig. 4, where the Fano factor is plotted as a function of Δ_Z for different junction asymmetry. The shot noise characteristics show several interesting features: (i) The deviation from the Poissonian shot noise [$S(0)/2eI = 1$] comes entirely from the pair tunneling. This has a clear interpretation in the equivalent model. The spin-preserving cotunneling in the equivalent model is an elastic process, and it is known that elastic cotunneling processes are purely Poissonian[13]. (ii) For the symmetric junctions ($\Gamma_L = \Gamma_R$), the Fano factor is exactly 1 at the resonance ($\Delta_Z = 0$) for pair tunneling, and it increases rapidly as Δ_Z approaches either eV or $-eV$. We recall that the

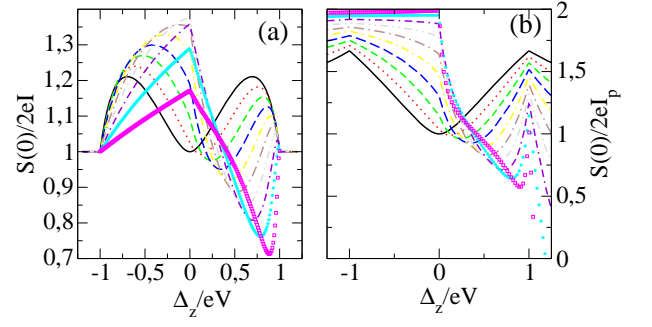


FIG. 4: (a) Fano factor as a function of Δ_Z/eV for different values of α from 0 (solid line) to 0.9 in steps of 0.1. $\alpha \equiv (\Gamma_L - \Gamma_R)/\Gamma$ is the junction asymmetry parameter. Here $eV = 500k_B T$. (b) Fano factor with respect to I_p . All the parameters are the same as in (a).

usual sequential tunneling at resonance across symmetric junctions gives a Fano factor of 0.5. One may attempt to interpret our result as 0.5×2 , ascribing the factor of 2 to two effective charges of the pair tunneling. However, this cannot be justified since the Fano factor is relative to the total current $I = e(J_c + J_p)$, but not to the pair-tunneling contribution. For definiteness, let us examine the pair Fano factor, $S(0)/2eI_p$ ($I_p = eJ_p$), as shown in Fig. 4 (b). We emphasize that this is not merely theoretical quantity. It is relevant physically for the interferometer in Fig. 3 (a). The result in Fig. 4 (b) shows that the pair tunneling in the system cannot be interpreted as a tunneling of tightly bound pair objects. [In Figs. 4 (a) and (b), the noise in the region $|\Delta_Z| \gg eV$ is governed by the thermal-assistant tunneling, and is not “shot” noise.] Instead, we interpret the result again in terms of the cotunneling picture in the equivalent model. The spin-flip cotunneling is an inelastic process. At Δ_Z , the two channels for the inelastic cotunneling processes are equal, and cannot give additional fluctuations; and hence the Fano factor of 1. As Δ_Z increases, one channel carries larger current than the other, which gives additional fluctuations[13]. (iii) The shot noise characteristics turns out to be very sensitive to the junction asymmetry. Further, unlike the usual sequential tunneling in QDs, the shot noise characteristics due to pair tunneling even becomes sub-Poissonian. This is different also from the noise characteristics of the inelastic cotunneling in usual QDs[13]. This difference between the behaviors of the inelastic cotunneling processes in our equivalent model and in the usual QD is due to the exchange of the lead indices in the mapping.

Conclusion— By exploiting the PHT, we studied the pair tunneling through a single-molecule transistor on an equal footing to the normal cotunneling. We have clarified the nature of the pair tunneling by revealing new features of the shot noise characteristics as well as re-investigating the average current. Due to the pair tunneling, the shot noise deviates from the Poissonian char-

acteristics and can even be sub-Poissonian for certain values of Δ_Z and asymmetric junctions. We have also respected the general observation that the pair tunneling is subject to stronger FC suppression than the normal cotunnelings, and proposed two experimental setups to enhance the visibility of the pair tunneling.

This work was supported by the SRC program (R11-2000-071), the KRF Grant (KRF-2005-070-C00055), the Second BK21, the Grant FIS2005 02796 (MEC), and the “Ramón y Cajal” program. We thank F. von Oppen for sending his presentation slides.

* Electronic address: choims@korea.ac.kr

- [1] G. Cuniberti, G. Fagas, and K. Richter, Eds., *Introducing Molecular Electronics* (Springer, Berlin, 2005).
- [2] H. Park, *et al.*, Nature (London) **407**, 57 (2000).
- [3] A.S. Alexandrov, A.M. Bratkovsky, and R.S. Williams, Phys. Rev. B **67**, 075301 (2003). A.S. Alexandrov and A.M. Bratkovsky, Phys. Rev. B **67**, 235312 (2003). L. Arachea and M.J. Rozenberg, Phys. Rev. B **72**, 042402(R) (2005). J. Mravlje, A. Ramšak and T. Rejec, Phys. Rev. B **72**, 121403(R) (2005).
- [4] P. S. Cornaglia, H. Ness, and D. R. Grempel, Phys. Rev. Lett. **93**, 147201 (2004).
- [5] P. S. Cornaglia and D. R. Grempel, Phys. Rev. B **71**, 245326 (2005).
- [6] J. Koch, M. E. Raikh, and F. von Oppen, Phys. Rev. Lett. **96**, 056803 (2006).
- [7] M. Büttiker, Phys. Rev. B **33**, 3020 (1986). M. Büttiker, IBM J. Res. Develop. **32**, 63 (1988).
- [8] Y. M. Blanter and M. Büttiker, Phys. Rep. **336**, 1 (2000).
- [9] M.-S. Choi, F. Plastina, and R. Fazio, Phys. Rev. B **67**, 045105 (2003); M.-S. Choi, F. Plastina, and R. Fazio, Phys. Rev. Lett. **87**, 116601 (2001).
- [10] H.-B. Schüttler and A. J. Fedro, Phys. Rev. B **38**, 9063 (1988).
- [11] A. Taraphder and C. P., Phys. Rev. Lett. **66**, 2814 (1991). V. J. Emery, Phys. Rev. B **14**, 2989 (1976). G. Iche and A. Zawadowski, Solid State Commun. **10**, 1001 (1972). H. Shiba, Prog. Theor. Phys. **48**, 2171 (1972).
- [12] We could go further to remove the phonons by the SW transformation, which will give the anisotropic Kondo model as in [10]. While finishing this work, we learned that F. von Oppen and coworkers used the same mapping in the isotropic Kondo regime.
- [13] E. V. Sukhorukov, G. Burkard, and D. Loss, Phys. Rev. B **63**, 125 315 (2001).
- [14] R. López and M.-S. Choi, in preparation (unpublished).
- [15] A. C. Hewson, *The Kondo Problem to Heavy Fermions* (Cambridge University Press, Cambridge, 1993).
- [16] J. Franck, Transactions of the Faraday Society **21**, 536 (1926); E. Condon, Phys. Rev. **28**, 1182 (1926).
- [17] P. Delsing, D. B. Haviland, and P. Davidsson, Czech. J. Phys. **46**, 2359 (1996); H. Shimada and P. Delsing, Phys. Rev. Lett. **85**, 3253 (2000); M.-S. Choi *et al.*, Phys. Rev. Lett. **81**, 4240 (1998).
- [18] I. Chan *et al.*, Appl. Phys. Lett. . Chan *et al.*, Physica E **17**, 584 (2003).
- [19] D. T. McClure *et al.*, cond-mat/0607280.
- [20] C. W. Gardiner and P. Zoller, *Quantum Noise* (Springer-Verlag, Berlin, 2000), 2nd ed.
- [21] S. Hershfield *et al.*, Phys. Rev. B **47**, 1967 (1993); A. N. Korotkov, Phys. Rev. B **49**, 10 381 (1994); R. Aguado and T. Brandes, Phys. Rev. Lett. **92**, 206601 (2004).
- [22] The associated Kondo effect is out of scope of this work. The temperature is well above the Kondo temperature (yet well below Coulomb blockade temperature)