

NNLO ϵ expansion for a Fermi gas at infinite scattering length

Peter Arnold

*Department of Physics, University of Virginia,
Box 400714, Charlottesville, Virginia 22904-4714, USA*

Joaquín E. Drut and Dam Thanh Son

*Institute for Nuclear Theory, University of Washington,
Seattle, Washington 98195-1550, USA*

(Dated: August 2006)

Abstract

We extend previous work on applying the ϵ -expansion to universal properties of a cold, dilute Fermi gas in the unitary regime of infinite scattering length. We compute the ratio $\xi = \mu/\epsilon_F$ of chemical potential to ideal gas Fermi energy to next-to-next-to-leading order (NNLO) in $\epsilon = 4 - d$, where d is the number of spatial dimensions. We also explore the nature of corrections from the order after NNLO.

I. INTRODUCTION AND RESULTS

For a number of years, it has been a challenge to compute the properties of a dilute Fermi gas with infinite scattering length [1]. This is known as the unitary regime and is relevant to cold systems for which the inter-particle separation is very small compared to the two-particle scattering length a but very large compared to any other distance scales r characterizing two-body interactions: $a \gg n^{-1/3} \gg r$, where n is the density. In the unitary regime, the only dimensionful parameter is the number density n , and so all physical quantities in this limit should be determined by dimensional analysis and universal constants of proportionality. Dimensionless ratios will be universal [2]. There has been much interest in recent years in attempting to compute such universal constants of the unitary regime (see *e.g.* Refs. [3, 4] and references therein).

The problem is non-perturbative in three spatial dimensions. However, inspired by earlier work of Nussinov and Nussinov [5] on the behavior of the unitary regime as a function of spatial dimension d , it was recently realized [6] that, with an appropriately formulated perturbation theory, a perturbative solution is possible in $d=4-\epsilon$ spatial dimensions when $\epsilon \ll 1$. Results can be expressed as an asymptotic series in ϵ , analogous to the ϵ expansion methods that have been used with great success for 30 years to determine critical exponents in a variety of second-order phase transitions. One may then extrapolate to the case of three dimensions, $\epsilon = 1$. For the case of cold, dilute Fermi gases at infinite scattering length, it is found [6] that

$$\begin{aligned} \xi \equiv \frac{\mu}{\epsilon_F} &= \frac{1}{2}\epsilon^{\epsilon/2d} [\epsilon^{3/2} - 0.0492 \epsilon^{5/2} + O(\epsilon^{7/2})] \\ &= \frac{1}{2}\epsilon^{3/2} + \frac{1}{16}\epsilon^{5/2} \ln \epsilon - 0.0246 \epsilon^{5/2} + \dots, \end{aligned} \quad (1.1)$$

$$\frac{\epsilon_0}{\mu} = 2 + O(\epsilon), \quad (1.2)$$

$$\frac{\Delta}{\mu} = \frac{2}{\epsilon} - 0.691 + O(\epsilon), \quad (1.3)$$

where μ is the chemical potential, Δ is the gap for fermionic excitations, and ϵ_0 is the value of $p^2/2m$ for fermionic excitations with the minimum energy Δ . The Fermi energy ϵ_F is defined as the Fermi energy of an ideal Fermi gas with the same density n as the strongly-interacting gas under consideration.

The ratio ξ can be equivalently expressed as an energy density ratio¹

$$\xi = \frac{\mathcal{E}}{\mathcal{E}_0}, \quad (1.4)$$

where \mathcal{E} and \mathcal{E}_0 are the energy densities in the interacting and non-interacting cases, respectively, at equal number density n . For experimental relevance, ξ can also be expressed as [7, 8]

$$\xi = \left(\frac{E^{\text{rel}}}{E_0^{\text{rel}}} \right)^2 \quad (\text{harmonic trap}) \quad (1.5)$$

¹ This can be proven simply by using thermodynamics and scaling at unitarity [2].

for a system in a harmonic trap (in the limit of an arbitrarily wide trap), where the “release” energies E^{rel} and E_0^{rel} are the total system energies in the interacting and non-interacting cases at equal total particle number N .

Historically, in the simplest application of the ϵ expansion, one computes the first two or three terms in the ϵ expansion and sees if they are reasonably well behaved for $\epsilon=1$, which corresponds to three spatial dimensions. Using this method, the above expansions would give the estimates [6]

$$\xi \simeq 0.475, \quad \frac{\epsilon_0}{\mu} \simeq 2, \quad \frac{\Delta}{\mu} \simeq 1.31. \quad (1.6)$$

In this method, it is important to quit when one is ahead: Because the ϵ expansion is asymptotic, higher-order terms eventually grow. The simple procedure is to stop including higher-order terms when this happens. In more sophisticated applications of the ϵ expansion, however, critical exponents have been determined fairly precisely for some phase transitions by combining high-order ϵ expansions, information about the large-order asymptotic behavior, and knowledge of the behavior at or near lower dimensions such as $d=2$, to fit results as a function of dimension using Borel-Padé approximations [9–12].² A similar procedure has recently been carried out for the ratio $\xi = \mu/\epsilon_F$ in Ref. [14] using next-to-leading order results for the ϵ expansion about both four and two spatial dimensions (except that the high-order asymptotic behavior of the ϵ expansion about 4 dimensions is currently unknown).

The goal of the current paper is to take the step of computing the next term in the ϵ expansion about four spatial dimensions for ξ at zero temperature, and to learn something about the analytic structure in ϵ by showing that new, non-trivial logarithms of ϵ appear at yet higher orders. We find

$$\xi = \frac{1}{2}\epsilon^{\epsilon/2d} [\epsilon^{3/2} - 0.04916 \epsilon^{5/2} - 0.95961 \epsilon^{7/2} - \frac{3}{8} \epsilon^{9/2} \ln \epsilon + O(\epsilon^{9/2})] \quad (1.7)$$

One may expand

$$\epsilon^{\epsilon/2d} = 1 + \frac{1}{8} \epsilon \ln \epsilon + \epsilon^2 \left(\frac{1}{128} \ln^2 \epsilon + \frac{1}{32} \ln \epsilon \right) + O(\epsilon^3 \ln^3 \epsilon) \quad (1.8)$$

if desired, as in Eq. (1.1). If one intends to naively set $\epsilon=1$, this expansion is unnecessary since $\ln \epsilon$ then vanishes and $\epsilon^{\epsilon/2d} = 1$ order by order in ϵ . We will comment on the large relative size of the NNLO correction at the end of the paper and discuss there the implications of our result for Borel-Padé extrapolations to $d=3$.

In the remainder of this paper, we explain our calculation of ξ to NNLO in the ϵ expansion. In the next section, we briefly review the formalism and diagrammatic rules developed in Ref. [6] for applying the ϵ expansion to this problem. At the beginning of Sec. III, we display the diagrams that need to be evaluated to push the calculation of the effective potential (which is later used to determine ξ) to NNLO in ϵ . Because the efficient evaluation of some diagrams is challenging, we will then take the time to explain our methods in detail. Results for all the diagrams are summarized in Appendix A. In Sec. IV, we put everything together to determine ξ as in Eq. (1.7). Finally, in Sec. V, we explain how the diagrammatic ϵ power counting of Ref. [6] would break down, due to infrared issues, if we proceeded to yet one higher order in ϵ than the calculation reported in this paper. We then show how the proper power counting of ϵ can be restored. Finally, we discuss the implications of our result to extrapolating the value of ξ to $d=3$ in Sec. VI.

² For a textbook overview, see Chapters 28 and 41 of Ref. [13].

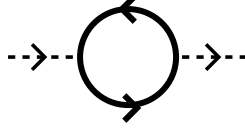


FIG. 1: The one-loop scalar self-energy Π , where solid lines represent Nambu-Gor'kov fermion fields Ψ and dashed lines represent the scalar field variation φ . (There is a similar diagram where one of the external scalar arrows is reversed, mixing φ with φ^* , which we will discuss later and denote $\tilde{\Pi}$.)

II. REVIEW

We will generally follow the conventions and diagrammatic methods of Ref. [6], which we review here. One starts with the Lagrangian

$$\mathcal{L} = \Psi^\dagger \left(i\partial_t + \frac{\nabla^2}{2m} \sigma_3 \right) \Psi + \mu \Psi^\dagger \sigma_3 \Psi - \frac{1}{c_0} \phi^* \phi + \Psi^\dagger \sigma_+ \Psi \phi + \Psi^\dagger \sigma_- \Psi \phi^*, \quad (2.1)$$

where ϕ is a Hubbard-Stratonovich field, $\Psi = (\psi_\uparrow, \psi_\downarrow)^\top$ is a two-component Nambu-Gor'kov field, $\sigma_\pm = \frac{1}{2}(\sigma_1 \pm i\sigma_2)$, and $\sigma_{1,2,3}$ are the Pauli matrices. The constant c_0 determines the scattering length. We will use dimensional regularization, for which infinite scattering length corresponds to $c_0 = \infty$. Following Ref. [6], we expand ϕ about its superfluid expectation value $\langle \phi \rangle \equiv \phi_0$ as

$$\phi = \phi_0 + g\varphi, \quad (2.2)$$

where g is chosen to give the dynamics of φ a conventional normalization at leading-order in ϵ . In particular, if one computes the small-momentum expansion of the φ self-energy Π of Fig. 1 to leading-order in ϵ , one finds

$$\Pi(p_0, \mathbf{p}) = \Pi(0) + \frac{g^2 m^2}{8\pi^2 \epsilon} \left(-p_0 + \frac{p^2}{4m} \right) [1 + O(\epsilon)] + O(p_0^2, p^4). \quad (2.3)$$

The choice $g^2 m^2 = 8\pi^2 \epsilon [1 + O(\epsilon)]$ will then make the momentum dependence above into a conventionally normalized kinetic term for a non-relativistic particle of mass $M_\varphi = 2m$ for $d = 4$. Ref. [6] found it convenient to define

$$g^2 \equiv \frac{8\pi^2 \epsilon}{m^2} \left(\frac{m\phi_0}{2\pi} \right)^{\epsilon/2}. \quad (2.4)$$

Ref. [6] then reorganized the Lagrangian in the case of infinite scattering length as a sum $\mathcal{L} = \mathcal{L}_0 + \mathcal{L}_1 + \mathcal{L}_2$ corresponding to an unperturbed Lagrangian \mathcal{L}_0 of a free fermion field Ψ and a free scalar field φ , plus perturbations $\mathcal{L}_1 + \mathcal{L}_2$:

$$\mathcal{L}_0 = \Psi^\dagger \left(i\partial_t + \frac{\sigma_3 \nabla^2}{2m} + \sigma_+ \phi_0 + \sigma_- \phi_0 \right) \Psi + \varphi^* \left(i\partial_t + \frac{\nabla^2}{4m} \right) \varphi, \quad (2.5a)$$

$$\mathcal{L}_1 = g \Psi^\dagger \sigma_+ \Psi \varphi + g \Psi^\dagger \sigma_- \Psi \varphi^* + \mu \Psi^\dagger \sigma_3 \Psi + 2\mu \varphi^* \varphi, \quad (2.5b)$$

$$\mathcal{L}_2 = -\varphi^* \left(i\partial_t + \frac{\nabla^2}{4m} \right) \varphi - 2\mu \varphi^* \varphi. \quad (2.5c)$$

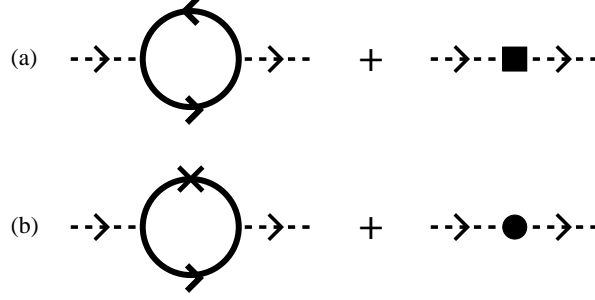


FIG. 2: The rule for using combining divergent sub-diagrams with counter-terms from \mathcal{L}_2 to achieve a simple perturbative expansion in ϵ [6].

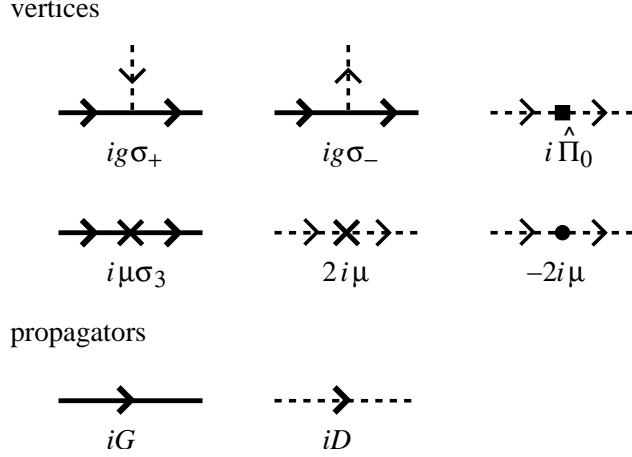


FIG. 3: Feynman rules from Eqs. (2.5) [6].

Here, \mathcal{L}_1 can be thought of as the interaction terms. As explained in Ref. [6], \mathcal{L}_2 should be employed as counter-terms to the 1-loop diagrams shown in Fig. 2. Feynman rules are shown in Fig. 3, where

$$\hat{\Pi}_0 \equiv -p_0 + \frac{p^2}{4m}. \quad (2.6)$$

(This is our one deviation from the notation of Ref. [6]. We find it convenient to define our $\hat{\Pi}_0$ as the negative of their Π_0 . We have added the hat over Π to distinguish it and avoid notational confusion on this point.) The unperturbed propagators generated by \mathcal{L}_0 are

$$G(p_0, \mathbf{p}) = \begin{pmatrix} p_0 - \epsilon_{\mathbf{p}} + i\varepsilon & \phi_0 \\ \phi_0 & p_0 + \epsilon_{\mathbf{p}} - i\varepsilon \end{pmatrix}^{-1} = \frac{1}{p_0^2 - E_{\mathbf{p}}^2 + i\varepsilon} \begin{pmatrix} p_0 + \epsilon_{\mathbf{p}} & -\phi_0 \\ -\phi_0 & p_0 - \epsilon_{\mathbf{p}} \end{pmatrix} \quad (2.7)$$

and

$$D(p_0, \mathbf{p}) = \frac{1}{p_0 - \frac{1}{2}\epsilon_{\mathbf{p}} + i\varepsilon}, \quad (2.8)$$

where

$$\epsilon_{\mathbf{p}} \equiv \frac{p^2}{2m}, \quad E_{\mathbf{p}} \equiv (\epsilon_{\mathbf{p}}^2 + \phi_0^2)^{1/2}. \quad (2.9)$$

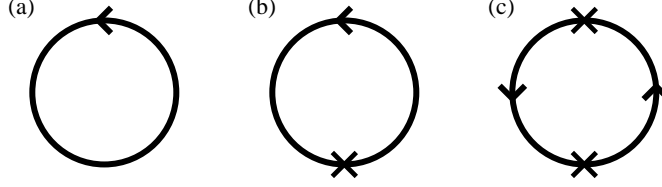


FIG. 4: One-loop diagrams through $O(\epsilon^2)$. Scalar loops are not shown since these vanish due to the retarded nature of the propagators. We will use the notation (a) $V_1^{(0)}$, (b) $V_1^{(\mu)}$, and (c) $V_1^{(\mu\mu)}$.

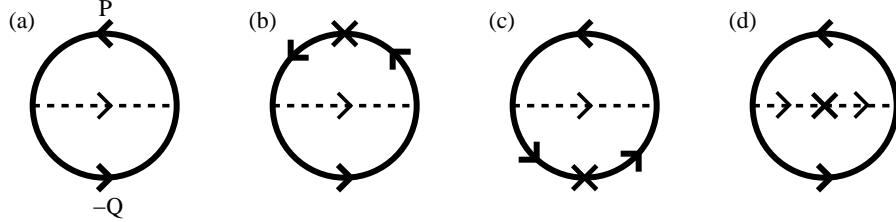


FIG. 5: Two-loop diagrams. The counter-term diagrams for (a–c)—a single scalar loop with an appropriate \mathcal{L}_2 counter-term—are not shown because they vanish due to the retarded nature of the scalar propagator. Our notation is (a) $V_2^{(0)}$, and (b–d) $V_2^{(\mu)}$.

By analyzing the effective potential $V(\phi_0)$ for the expectation ϕ_0 , the minimum is found at $\phi_0 \sim \mu/\epsilon$, or equivalently $\mu \sim \epsilon\phi_0$. The correspondence between the diagrammatic expansion and the ϵ expansion can then be codified by treating ϕ_0 as $O(\epsilon^0)$ and each insertion of μ or g^2 [see Eq. (2.4)] as $O(\epsilon)$. With one exception, this identification gives the relative importance of each diagram of the effective potential to NNLO in the ϵ expansion (the order relevant for the current calculation), provided one uses counter-terms according to Fig. 2. The one exception is the one-loop fermion diagram with a single μ insertion, shown in Fig. 4(b), which produces a $1/\epsilon$ that compensates for the μ and which is not canceled by any counter-term diagram.

III. EVALUATING THE NNLO POTENTIAL

A. The diagrams

Figs. 4–6 show the non-trivial diagrams that determine the effective potential $V(\phi_0)$ through NNLO in ϵ , together with our conventions for labeling momenta. In the figure captions, we explain the notation we will use for the contribution of various classes of these diagrams to the effective potential. We have generally not included various 1-loop scalar diagrams which vanish simply because of the retarded nature of the scalar propagator D of Eq. (2.8), such as those shown in Fig. 7.³

³ Naively, these diagrams can be seen to vanish by closing the loop frequency integration in the upper half-plane, which contains no poles. There is a technical caveat, however, in that the contribution from the semi-circle at infinity cannot be ignored in all cases. This can give ϕ_0 -independent contributions to the effective potential which vanish in dimensional regularization and which in other schemes correspond to

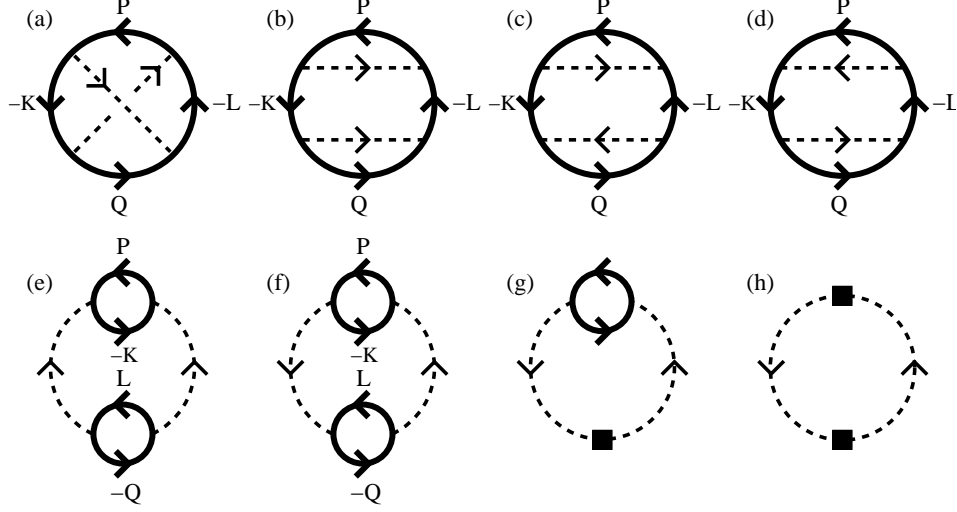


FIG. 6: Three-loop diagrams (including counter-terms to bosonic self energies). (h) vanishes due to the retarded nature of the scalar propagator, but we find it useful to include to make more obvious the cancellation of UV divergences. Our notation is (a) $V_3^{(\otimes)}$, (b–d) $V_3^{(\Sigma\Sigma)}$, (e) $V_3^{(\tilde{\Pi}\tilde{\Pi})}$, and (f–h) $V_2^{(\text{III})}$.

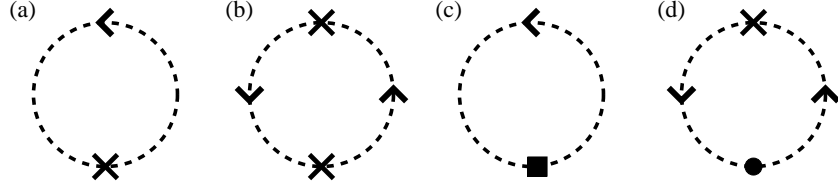


FIG. 7: Examples of diagrams which vanish because of the purely retarded nature of the scalar propagator $D(P)$.

B. Cross diagram

As our first example, we will begin by discussing how to efficiently evaluate the contribution $V_3^{(\otimes)}(\phi_0)$ of the cross diagram of Fig. 6(a) to the full effective potential $V(\phi_0)$ at $O(\epsilon^2)$. This is a 3-loop diagram and its leading contribution is already $O(\epsilon^2)$ because of the four explicit factors of the coupling g . We may therefore ignore any other ϵ dependence at the order of interest and so can evaluate the loop integrals for exactly $d=4$. (For this diagram, the loop integrals converge for $d=4$, which we will see explicitly.) Our basic approach will be to evaluate all of the frequency integrals. One can then scale all dimensionful parameters out of the remaining momentum integrals. We then perform the dimensionless momentum integrals numerically.

operator ordering issues, such as whether μ multiplies the Wigner-ordered number operator $\frac{1}{2}(a^\dagger a + a a^\dagger)$ (corresponding to a naive application of the Feynman rules) or the correct normal-ordered operator $a^\dagger a$.

Fig. 6(a) gives

$$-iV_3^{(\otimes)} = -(ig)^4 \int_{PQK} iG_{11}(P) iG_{22}(Q) iG_{21}(-K) iG_{12}(P+Q+K) iD(P+K) iD(-Q-K), \quad (3.1)$$

where the overall minus sign on the right-hand side is for the fermion loop. We will use capital letters P to stand for (p_0, \mathbf{p}) , where p_0 is frequency and \mathbf{p} is spatial momentum, and we will use the short-hand notations

$$\int_P \cdots \equiv \int \frac{dp_0}{2\pi} \frac{d^d p}{(2\pi)^d} \cdots, \quad \int_{\mathbf{p}} \cdots \equiv \int \frac{d^d p}{(2\pi)^d} \cdots. \quad (3.2)$$

Since $G_{21} = G_{12}$, this is the same as

$$V_3^{(\otimes)} = \frac{g^4}{i^3} \int_{PQK} G_{11}(P) G_{22}(Q) G_{12}(-K) G_{12}(P+Q+K) D(P+K) D(-Q-K). \quad (3.3)$$

1. The frequency integrals

One could simply use the expressions (2.7) and (2.8) for the propagators and now do the three frequency integrals (p_0, q_0, k_0) by brute force. This approach is tedious and yields complicated expressions with many terms requiring significant effort to simplify. It also naturally produces terms with energy denominators such as $(E_{\mathbf{q}} - E_{\mathbf{k}} + \frac{1}{2}\epsilon_{\mathbf{q}+\mathbf{k}})^{-1}$ which look like they produce singularities for certain momenta (*e.g.* $\mathbf{q} = -\mathbf{k}$ in this example), but all such singularities turn out to cancel between different terms in the final result.

There is, however, a method for carrying out the frequency integration which directly produces much tidier results. The first step is to rewrite

$$G_{11}(P) = \frac{p_0 + \epsilon_{\mathbf{p}}}{p_0^2 - E_{\mathbf{p}}^2 + i\varepsilon} = \frac{1}{2E_{\mathbf{p}}} \left[\frac{E_{\mathbf{p}} + \epsilon_{\mathbf{p}}}{(p_0 - E_{\mathbf{p}} + i\varepsilon)} + \frac{E_{\mathbf{p}} - \epsilon_{\mathbf{p}}}{(p_0 + E_{\mathbf{p}} - i\varepsilon)} \right], \quad (3.4a)$$

$$G_{22}(Q) = \frac{q_0 - \epsilon_{\mathbf{q}}}{q_0^2 - E_{\mathbf{q}}^2 + i\varepsilon} = \frac{1}{2E_{\mathbf{q}}} \left[\frac{E_{\mathbf{q}} - \epsilon_{\mathbf{q}}}{(q_0 - E_{\mathbf{q}} + i\varepsilon)} + \frac{E_{\mathbf{q}} + \epsilon_{\mathbf{q}}}{(q_0 + E_{\mathbf{q}} - i\varepsilon)} \right], \quad (3.4b)$$

$$G_{12}(S) = \frac{-\phi_0}{s_0^2 - E_{\mathbf{s}}^2 + i\varepsilon} = \frac{-\phi_0}{2E_{\mathbf{s}}} \left[\frac{1}{(s_0 - E_{\mathbf{s}} + i\varepsilon)} - \frac{1}{(s_0 + E_{\mathbf{s}} - i\varepsilon)} \right], \quad (3.4c)$$

i.e., to decompose the propagators into retarded and advanced parts. The integrand in Eq. (3.3) then splits into $2^4 = 16$ different terms. We shall see that many of these terms trivially vanish, and others are related by symmetry. It's useful to give a graphical depiction of these different terms by schematically rewriting Eqs. (3.4) as in Fig. 8. The first and second terms on the right of this figure denotes the $(p_0 - E_{\mathbf{p}} + i\varepsilon)^{-1}$ and $(p_0 - E_{\mathbf{p}} - i\varepsilon)^{-1}$ terms on the right-hand side of Eqs. (3.4). The $+$ and $-$ signs in Fig. 8 denote the sign of $i\varepsilon$, and the direction of the arrows on the right-hand side of Fig. 8 correspondingly represent the flow of time (forward for a retarded propagator, backward for an advanced one).

In this new notation, Fig. 9(a) shows an example of one of the 2^{16} terms contained in the original diagram of Fig. 6(a). It is easy to see that this term vanishes, because there exists a loop, Fig. 9(b), where all the arrows have the same orientation. If we do that loop integration first, then we can close it in a half-plane where there are no poles, and we get

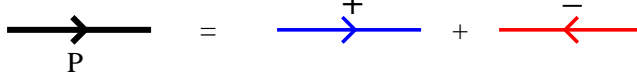


FIG. 8: Split of fermion propagators into retarded and advanced terms according to (3.4).

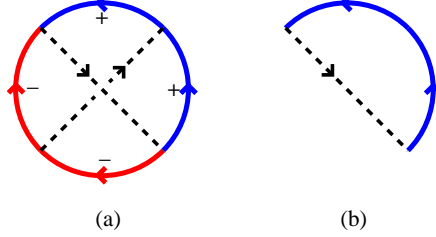


FIG. 9: (a) One of the 16 terms generated from Fig. 6a by the expansions (3.4). (b) A vanishing loop in this diagram.

zero. There are only six terms that do not contain a similar vanishing loop, and they are shown in Fig. 10. The terms represented by the bottom row are related to those of the top row by the change of variables

$$(P, Q, K) \rightarrow -(Q, P, K), \quad (3.5)$$

which is a symmetry of the original integrand (3.3).⁴ This just represents a change of integration variables, and so the contribution of the second row to the potential will equal that of the first row. We therefore need only evaluate three terms, corresponding to Figs. 10(a–c). Graphically, the operation (3.5) corresponds to flipping the diagrams of Fig. 10 around the horizontal axis and changing the designations $+$ \leftrightarrow $-$ on the fermion lines.

The next step is to choose combinations of the three frequency integration variables that make the integrals as simple as possible. For each of the terms in Fig. 10, one can find three independent loops that have all arrows but one going around the loop in the same direction. Choose the frequency of the single oppositely-oriented line of each such loop to be an integration variable. In Fig. 10, these three frequencies are shown explicitly for each term in the first row, where $l_0 \equiv -(p_0 + q_0 + k_0)$, $u_0 \equiv -(q_0 + k_0)$, and $v_0 \equiv p_0 + k_0$. By closing the frequency integration contours in the appropriate half-plane, one can pick up a single pole for each corresponding to the labeled lines in the figure. For instance, from Fig. 10(a), one gets the term

$$\begin{aligned} g^4 \phi_0^2 \int_{\mathbf{p}\mathbf{q}\mathbf{k}} \frac{(E_{\mathbf{p}} - \epsilon_{\mathbf{p}})(E_{\mathbf{q}} + \epsilon_{\mathbf{q}})}{2E_{\mathbf{p}} 2E_{\mathbf{q}} 2E_{\mathbf{k}} 2E_{\mathbf{p}+\mathbf{q}+\mathbf{k}}} \int \frac{dp_0}{2\pi i} \frac{dq_0}{2\pi i} \frac{dl_0}{2\pi i} (p_0 + E_{\mathbf{p}} - i\varepsilon)^{-1} \\ \times (-k_0 - E_{\mathbf{k}} + i\varepsilon)^{-1} (-l_0 - p_0 - k_0 + E_{\mathbf{q}} - i\varepsilon)^{-1} (-l_0 - E_{\mathbf{p}+\mathbf{q}+\mathbf{k}} + i\varepsilon)^{-1} \\ \times (p_0 + k_0 - \tfrac{1}{2}\epsilon_{\mathbf{p}+\mathbf{k}} + i\varepsilon)^{-1} (p_0 + l_0 - \tfrac{1}{2}\epsilon_{\mathbf{q}+\mathbf{k}} + i\varepsilon)^{-1}, \end{aligned} \quad (3.6)$$

⁴ Another such symmetry is $K \rightarrow -(P+Q+K)$ with P and Q unchanged.

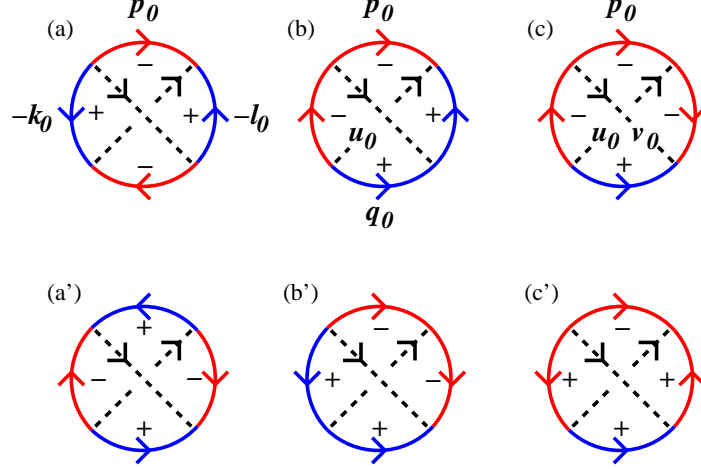


FIG. 10: The six non-zero terms of Fig. 6a arising from the decomposition (3.4) represented by Fig. 8. The conventions for defining the direction of frequency flow are not given by the arrows here for the fermion lines but by the original diagram of Fig. 6a for p_0 , q_0 , and k_0 and by the definition $l_0 = -(p_0 + q_0 + k_0)$ for l_0 .

which integrates to

$$g^4 \phi_0^2 \int_{\mathbf{p}\mathbf{q}\mathbf{k}} \frac{(E_{\mathbf{p}} - \epsilon_{\mathbf{p}})(E_{\mathbf{q}} + \epsilon_{\mathbf{q}})}{2E_{\mathbf{p}} 2E_{\mathbf{q}} 2E_{\mathbf{k}} 2E_{\mathbf{p}+\mathbf{q}+\mathbf{k}}} (E_{\mathbf{p}} + E_{\mathbf{q}} + E_{\mathbf{k}} + E_{\mathbf{p}+\mathbf{q}+\mathbf{k}})^{-1} \\ \times (E_{\mathbf{p}} + E_{\mathbf{k}} + \frac{1}{2}\epsilon_{\mathbf{p}+\mathbf{k}})^{-1} (E_{\mathbf{p}} + E_{\mathbf{p}+\mathbf{q}+\mathbf{k}} + \frac{1}{2}\epsilon_{\mathbf{q}+\mathbf{k}})^{-1}. \quad (3.7)$$

Doing all the terms of Fig. 10 similarly, we obtain the following result for the contribution of the cross diagram to the effective potential:

$$V_3^{(\otimes)} = g^4 \phi_0^2 \int_{\mathbf{p}\mathbf{q}\mathbf{k}} \left\{ \frac{(E_{\mathbf{p}} - \epsilon_{\mathbf{p}})}{2E_{\mathbf{p}} 2E_{\mathbf{q}} 2E_{\mathbf{k}} 2E_{\mathbf{l}} S_{\mathbf{pl}}} \left[\frac{(E_{\mathbf{q}} + \epsilon_{\mathbf{q}})}{\mathcal{S}_{\mathbf{pk}} \mathcal{E}_{\mathbf{pqkl}}} - \frac{(E_{\mathbf{q}} - \epsilon_{\mathbf{q}})}{\mathcal{T}_{\mathbf{pq},\mathbf{k}}} \left(\frac{1}{\mathcal{S}_{\mathbf{pk}}} + \frac{1}{\mathcal{S}_{\mathbf{qk}}} \right) \right] \right. \\ \left. + (\mathbf{p} \leftrightarrow \mathbf{q}) \right\}, \quad (3.8)$$

where we introduce short-hand notation which will also be convenient for other diagrams:

$$\mathbf{l} \equiv -(\mathbf{p} + \mathbf{q} + \mathbf{k}), \quad (3.9a)$$

$$\mathcal{S}_{\mathbf{pk}} \equiv E_{\mathbf{p}} + E_{\mathbf{k}} + \frac{1}{2}\epsilon_{\mathbf{p}+\mathbf{k}}, \quad (3.9b)$$

$$\mathcal{T}_{\mathbf{pq},\mathbf{k}} \equiv E_{\mathbf{p}} + E_{\mathbf{q}} + \frac{1}{2}\epsilon_{\mathbf{p}+\mathbf{k}} + \frac{1}{2}\epsilon_{\mathbf{q}+\mathbf{k}}, \quad (3.9c)$$

$$\mathcal{E}_{\mathbf{pqkl}} \equiv E_{\mathbf{p}} + E_{\mathbf{q}} + E_{\mathbf{k}} + E_{\mathbf{l}}. \quad (3.9d)$$

The $(\mathbf{p} \leftrightarrow \mathbf{q})$ term at the end of Eq. (3.8) represents the second row of Fig. 10 [using the $(P, Q, K) \rightarrow -(Q, P, K)$ symmetry discussed earlier combined with parity $(\mathbf{p}, \mathbf{q}, \mathbf{k}) \rightarrow -(\mathbf{p}, \mathbf{q}, \mathbf{k})$]. One may drop the $(\mathbf{p} \leftrightarrow \mathbf{q})$ in favor of multiplying the rest of the expression by a factor of 2.

2. The momentum integrals

The remaining integrals (3.8) that we need to do can be made dimensionless by rescaling momenta as

$$\mathbf{p} \rightarrow (2m\phi_0)^{1/2} \mathbf{p}, \quad (3.10)$$

which has the effect of replacing $g^4 \phi_0^2$ by $g^4 \phi_0^{-3} (2m\phi_0)^{3d/2}$ outside the integral and replacing $\epsilon_{\mathbf{p}}$ and $E_{\mathbf{p}}$ by the dimensionless versions

$$\bar{\epsilon}_{\mathbf{p}} \equiv p^2, \quad \bar{E}_{\mathbf{p}} \equiv (p^4 + 1)^{1/2} \quad (3.11)$$

everywhere inside the integral. Using the formula (2.4) for g^2 , this can be written as

$$V_3^{(\otimes)} = \phi_0 \left(\frac{m\phi_0}{2\pi} \right)^{d/2} \epsilon^2 \mathcal{K}_3^{(\otimes)}(\epsilon), \quad (3.12)$$

where

$$\mathcal{K}_3^{(\otimes)}(\epsilon) \equiv 4(4\pi)^{3d/2} \int_{\mathbf{p}\mathbf{q}\mathbf{k}} \frac{2(\bar{E}_{\mathbf{p}} - \bar{\epsilon}_{\mathbf{p}})}{2\bar{E}_{\mathbf{p}} 2\bar{E}_{\mathbf{q}} 2\bar{E}_{\mathbf{k}} 2\bar{E}_l \bar{S}_{pl}} \left[\frac{(\bar{E}_{\mathbf{q}} + \bar{\epsilon}_{\mathbf{q}})}{\bar{S}_{pk} \bar{\mathcal{E}}_{pqkl}} - \frac{(\bar{E}_{\mathbf{q}} - \bar{\epsilon}_{\mathbf{q}})}{\bar{\mathcal{T}}_{pq,k}} \left(\frac{1}{\bar{S}_{pk}} + \frac{1}{\bar{S}_{qk}} \right) \right] \quad (3.13)$$

is a dimensionless function of ϵ . For a NNLO evaluation of the potential, we may evaluate $\mathcal{K}_3^{(\otimes)}$ at $\epsilon = 0$, so that

$$V_3^{(\otimes)} = \phi_0 \left(\frac{m\phi_0}{2\pi} \right)^{d/2} \epsilon^2 [K_3^{(\otimes)} + O(\epsilon)], \quad (3.14)$$

where the numerical constant $K_3^{(\otimes)}$ is the result of the integral (3.13) evaluated in exactly four dimensions.

For numerical evaluation, we use rotational invariance to rewrite the momentum integrals as a six-dimensional integral over the magnitudes of and angles between the momenta:

$$\int \frac{d^4 p}{(2\pi)^4} \frac{d^4 q}{(2\pi)^4} \frac{d^4 k}{(2\pi)^4} = \frac{1}{(2\pi)^8} \int_0^\infty p^3 q^3 k^3 dp dq dk \int_0^\pi \sin^2 \theta_{\mathbf{p}} \sin^2 \theta_{\mathbf{q}} \sin \xi_{\mathbf{q}} d\theta_{\mathbf{p}} d\theta_{\mathbf{q}} d\xi_{\mathbf{q}}, \quad (3.15)$$

corresponding to a choice of Cartesian coordinates aligned so that

$$\mathbf{k} = k(1, 0, 0, 0), \quad (3.16a)$$

$$\mathbf{p} = p(\cos \theta_{\mathbf{p}}, \sin \theta_{\mathbf{p}}, 0, 0), \quad (3.16b)$$

$$\mathbf{q} = q(\cos \theta_{\mathbf{q}}, \sin \theta_{\mathbf{q}} \cos \xi_{\mathbf{q}}, \sin \theta_{\mathbf{q}} \sin \xi_{\mathbf{q}}, 0). \quad (3.16c)$$

We then perform the integral (3.13) numerically using adaptive Monte Carlo integration. The result is

$$K_3^{(\otimes)} \simeq 0.15101, \quad (3.17)$$

where \simeq in this paper will mean that the result has an estimated error of at most ± 1 in the last digit. Eqs. (3.14) and (3.17) represent our final result for the cross diagram of Fig. 6(a).

C. Basic two-loop diagram through $O(\epsilon^2)$

The basic two-loop diagram of Fig. 5(a) is given by

$$-iV_2^{(0)} = -(ig)^2 \int_{PQ} iG_{11}(P) iG_{22}(-Q) iD(P+Q). \quad (3.18)$$

Doing the frequency integrals,

$$V_2^{(0)} = -g^2 \int_{pq} \frac{(E_{\mathbf{p}} - \epsilon_{\mathbf{p}})(E_{\mathbf{q}} - \epsilon_{\mathbf{q}})}{2E_{\mathbf{p}} 2E_{\mathbf{q}} \mathcal{S}_{pq}}. \quad (3.19)$$

Rescaling momenta as in (3.10),

$$V_2^{(0)} = \phi_0 \left(\frac{m\phi_0}{2\pi} \right)^{d/2} \epsilon \mathcal{K}_2(\epsilon) \quad (3.20)$$

with

$$\mathcal{K}_2(\epsilon) = -2(4\pi)^d \int_{pq} \frac{(\bar{E}_{\mathbf{p}} - \bar{\epsilon}_{\mathbf{p}})(\bar{E}_{\mathbf{q}} - \bar{\epsilon}_{\mathbf{q}})}{2\bar{E}_{\mathbf{p}} 2\bar{E}_{\mathbf{q}} \bar{\mathcal{S}}_{pq}}. \quad (3.21)$$

If one sets $d=4$, one has $\mathcal{K}_2(0) = -C_2$ where

$$C_2 \equiv 2(4\pi)^4 \int \frac{d^4 p}{(2\pi)^4} \frac{d^4 q}{(2\pi)^4} \frac{(\bar{E}_{\mathbf{p}} - \bar{\epsilon}_{\mathbf{p}})(\bar{E}_{\mathbf{q}} - \bar{\epsilon}_{\mathbf{q}})}{2\bar{E}_{\mathbf{p}} 2\bar{E}_{\mathbf{q}} \bar{\mathcal{S}}_{pq}}, \quad (3.22)$$

which gives

$$C_2 \simeq 0.14424 \quad (3.23)$$

upon numerical integration, all just as in Ref. [6]. For a NNLO calculation of the potential, however, we need the next term in the expansion of $\mathcal{K}_2(\epsilon)$ in ϵ . We can get this by rewriting the d dimensional integration as

$$\int \frac{d^d p}{(2\pi)^d} \frac{d^d q}{(2\pi)^d} = \frac{8}{(4\pi)^{d+\frac{1}{2}} \Gamma(\frac{d}{2}) \Gamma(\frac{d-1}{2})} \int_0^\infty p^{d-1} q^{d-1} dp dq \int_0^\pi \sin^{d-2} \theta_{pq} d\theta_{pq}, \quad (3.24)$$

where θ_{pq} is the angle between \mathbf{p} and \mathbf{q} , and then expanding in ϵ . The result is

$$\mathcal{K}_2(\epsilon) = -\left[1 + \left(\frac{3}{2} - \gamma - \ln 2\right)\epsilon\right] C_2 + \epsilon C_2^{(\log)} + O(\epsilon^2) \quad (3.25)$$

where

$$C_2^{(\log)} = 2(4\pi)^4 \int \frac{d^4 p}{(2\pi)^4} \frac{d^4 q}{(2\pi)^4} \frac{(\bar{E}_{\mathbf{p}} - \bar{\epsilon}_{\mathbf{p}})(\bar{E}_{\mathbf{q}} - \bar{\epsilon}_{\mathbf{q}})}{2\bar{E}_{\mathbf{p}} 2\bar{E}_{\mathbf{q}} \bar{\mathcal{S}}_{pq}} \ln(|\mathbf{p}||\mathbf{q}| \sin \theta_{pq}), \quad (3.26a)$$

with numerical value

$$C_2^{(\log)} \simeq 0.14238. \quad (3.26b)$$

D. Scalar loop with two self-energy insertions

The next diagrams we consider are those of Fig. 6(f-h), which correspond to a scalar loop with two self-energy insertions Π and the corresponding counter-term diagrams. Individually, the diagrams of Fig. 6(f) and (g) are ultraviolet (UV) divergent; it is only in their combination that the divergences are eliminated. So we must be careful not to set $d=4$ in integrations until we have organized the terms into absolutely convergent integrals. We will keep d general in what follows until near the end.

Together, Figs. 6(f-h) give

$$-iV_3^{(\Pi\Pi)} = \frac{1}{2} \int_V [iD(V)]^2 [-i(\Pi(V) - \hat{\Pi}_0(V))]^2, \quad (3.27)$$

where $V = (v_0, \mathbf{v})$ is the frequency and momentum of the scalar line, Π is the one-loop scalar self-energy given by

$$-i\Pi(V) = -(ig)^2 \int_P iG_{11}(P) iG_{22}(P - V), \quad (3.28)$$

and the corresponding counter-term $\hat{\Pi}_0$ is given by (2.6).

The frequency integral in Eq. (3.28) is straightforward, especially using (3.4), yielding

$$\Pi(V) = g^2 \int_{\mathbf{p}} \frac{1}{2E_{\mathbf{p}} 2E_{\mathbf{p}-\mathbf{v}}} \left[\frac{(E_{\mathbf{p}} + \epsilon_{\mathbf{p}})(E_{\mathbf{p}-\mathbf{v}} + \epsilon_{\mathbf{p}-\mathbf{v}})}{v_0 - E_{\mathbf{p}} - E_{\mathbf{p}-\mathbf{v}} + i\varepsilon} - \frac{(E_{\mathbf{p}} - \epsilon_{\mathbf{p}})(E_{\mathbf{p}-\mathbf{v}} - \epsilon_{\mathbf{p}-\mathbf{v}})}{v_0 + E_{\mathbf{p}} + E_{\mathbf{p}-\mathbf{v}} - i\varepsilon} \right]. \quad (3.29)$$

The momentum integral would be UV divergent if we set $d=4$. We will isolate this divergence by isolating the large \mathbf{p} behavior of the integrand by writing

$$\Pi(V) = \Pi_{\text{div}}(V) + \Pi_{\text{reg}}(V), \quad (3.30)$$

where the divergent piece of the momentum integral is

$$\Pi_{\text{div}}(V) \equiv g^2 \int_{\mathbf{p}} \frac{1}{v_0 - \epsilon_{\mathbf{p}} - \epsilon_{\mathbf{p}-\mathbf{v}} + i\varepsilon}, \quad (3.31)$$

and the remainder is

$$\begin{aligned} \Pi_{\text{reg}}(V) = g^2 \int_{\mathbf{p}} \left\{ \frac{1}{2E_{\mathbf{p}} 2E_{\mathbf{p}-\mathbf{v}}} \left[\frac{(E_{\mathbf{p}} + \epsilon_{\mathbf{p}})(E_{\mathbf{p}-\mathbf{v}} + \epsilon_{\mathbf{p}-\mathbf{v}})}{v_0 - E_{\mathbf{p}} - E_{\mathbf{p}-\mathbf{v}} + i\varepsilon} - \frac{(E_{\mathbf{p}} - \epsilon_{\mathbf{p}})(E_{\mathbf{p}-\mathbf{v}} - \epsilon_{\mathbf{p}-\mathbf{v}})}{v_0 + E_{\mathbf{p}} + E_{\mathbf{p}-\mathbf{v}} - i\varepsilon} \right] \right. \\ \left. - \frac{1}{v_0 - \epsilon_{\mathbf{p}} - \epsilon_{\mathbf{p}-\mathbf{v}} + i\varepsilon} \right\}. \end{aligned} \quad (3.32)$$

The strategy here is to have chosen the form of Π_{div} to be simple enough that we can manage to evaluate the integral in general dimension d . The result of evaluating (3.31) is⁵

$$\begin{aligned} \Pi_{\text{div}}(V) &= -g^2 \Gamma(1 - \frac{d}{2}) \left(\frac{m}{4\pi} \right)^{\frac{d}{2}} (-v_0 + \frac{1}{2}\epsilon_{\mathbf{v}} - i\varepsilon)^{\frac{d}{2}-1} \\ &= -\frac{\epsilon}{2} \Gamma(1 - \frac{d}{2}) (-v_0 + \frac{1}{2}\epsilon_{\mathbf{v}}) \left(\frac{-v_0 + \frac{1}{2}\epsilon_{\mathbf{v}} - i\varepsilon}{2\phi_0} \right)^{-\epsilon/2}, \end{aligned} \quad (3.33)$$

⁵ The dependence of (3.33) only on the combination $-v_0 + \frac{1}{2}\epsilon_{\mathbf{v}}$ is a result of Galilean invariance. Galilean invariance is broken by the condensate ϕ_0 , but ϕ_0 does not appear in our definition of Π_{div} .

where (2.4) has been used for g^2 . Now use our split (3.30) of Π to rewrite the contribution to the potential given by Eq. (3.27) as

$$V_3^{(\text{III})} = -\frac{1}{2i} \int_V [D(V)]^2 \left\{ [\Pi_{\text{reg}}(V)]^2 + 2\Pi_{\text{reg}}(V) [\Pi_{\text{div}}(V) - \hat{\Pi}_0(V)] + [\Pi_{\text{div}}(V) - \hat{\Pi}_0(V)]^2 \right\}. \quad (3.34)$$

In dimensional regularization, the terms which do not involve Π_{reg} integrate to zero because of their scaling properties. For example, changing integration variables $(v_0, \mathbf{v}) \rightarrow (\lambda^2 v_0, \lambda \mathbf{v})$ for an arbitrary constant λ ,

$$\int \frac{dv_0}{2\pi} \frac{d^d v}{(2\pi)^d} [D(V)]^2 [\Pi_{\text{div}}(V)]^2 = \int \frac{\lambda^2 dv_0}{2\pi} \frac{\lambda^d d^d v}{(2\pi)^d} [\lambda^{-2} D(V)]^2 [\lambda^{d-2} \Pi_{\text{div}}(V)]^2 \quad (3.35)$$

So this integral must equal itself times $\lambda^{3(d-2)}$ and so must vanish. For similar reasons, we may dispense with each term generated by expanding the square in

$$-\frac{1}{2i} \int_V [D(V)]^2 [\Pi_{\text{div}}(V) - \hat{\Pi}_0(V)]^2 = 0. \quad (3.36)$$

For the first term in Eq. (3.34), we continue by performing the v_0 integration, using Eq. (3.32) for Π_{reg} . One may avoid the bother of dealing with the double pole from $D(K)$ by closing in the upper-half plane. The result is

$$-\frac{1}{2i} \int_V [D(V)]^2 [\Pi_{\text{reg}}(V)]^2 = -\frac{g^4}{2} \int_{\mathbf{p}\mathbf{q}\mathbf{k}} \left\{ \frac{(E_{\mathbf{p}} - \epsilon_{\mathbf{p}})(E_{\mathbf{k}} - \epsilon_{\mathbf{k}})}{2E_{\mathbf{p}} 2E_{\mathbf{q}} 2E_{\mathbf{k}} 2E_{\mathbf{l}} \mathcal{S}_{\mathbf{p}\mathbf{k}}^2} \left[\frac{(E_{\mathbf{q}} - \epsilon_{\mathbf{q}})(E_{\mathbf{l}} - \epsilon_{\mathbf{l}})}{\mathcal{S}_{\mathbf{q}\mathbf{l}}} + \frac{(E_{\mathbf{q}} + \epsilon_{\mathbf{q}})(E_{\mathbf{l}} + \epsilon_{\mathbf{l}})}{\mathcal{E}_{\mathbf{p}\mathbf{q}\mathbf{k}\mathbf{l}}} - \frac{2E_{\mathbf{q}} 2E_{\mathbf{l}}}{(E_{\mathbf{p}} + \epsilon_{\mathbf{q}} + E_{\mathbf{k}} + \epsilon_{\mathbf{l}})} \right] + (\mathbf{p}\mathbf{k} \leftrightarrow \mathbf{q}\mathbf{l}) \right\}, \quad (3.37)$$

where we have used the notation of Eqs. (3.9) and the momentum naming conventions shown in Fig. 6(f) (so $\mathbf{v} = \mathbf{p} + \mathbf{k}$). This integral is absolutely convergent in $d=4$, and so we may evaluate it numerically just as we did for the cross diagram in Sec. III B 2, giving

$$-\frac{1}{2i} \int_V [D(V)]^2 [\Pi_{\text{reg}}(V)]^2 = \phi_0 \left(\frac{m\phi_0}{2\pi} \right)^{d/2} \epsilon^2 [K_3^{(\text{III},1)} + O(\epsilon)] \quad (3.38)$$

with

$$K_3^{(\text{III},1)} \simeq 0.006753. \quad (3.39)$$

Finally, we need the second term from the right-hand side of Eq. (3.34). Taking Π_{reg} and Π_{div} from Eqs. (3.32) and (3.33), and closing the v_0 integration in the upper half plane to

avoid the branch cut in Π_{div} , one finds

$$\begin{aligned}
& -\frac{1}{i} \int_V [D(V)]^2 \Pi_{\text{reg}}(V) [\Pi_{\text{div}}(V) - \hat{\Pi}_0(V)] \\
& = g^2 \int_{\mathbf{pk}} \frac{(E_{\mathbf{p}} - \epsilon_{\mathbf{p}})(E_{\mathbf{k}} - \epsilon_{\mathbf{k}})}{2E_{\mathbf{p}} 2E_{\mathbf{k}} \mathcal{S}_{\mathbf{pk}}} [\Pi_{\text{div}}(V) - \hat{\Pi}_0(V)] \Big|_{-v_0 + \frac{1}{2}\epsilon_v = \mathcal{S}_{\mathbf{pk}}} \\
& = g^2 \int_{\mathbf{pk}} \frac{(E_{\mathbf{p}} - \epsilon_{\mathbf{p}})(E_{\mathbf{k}} - \epsilon_{\mathbf{k}})}{2E_{\mathbf{p}} 2E_{\mathbf{k}} \mathcal{S}_{\mathbf{pk}}} \left[-\frac{\epsilon}{2} \Gamma(1 - \frac{d}{2}) \left(\frac{\mathcal{S}_{\mathbf{pk}}}{2\phi_0} \right)^{-\epsilon/2} - 1 \right]. \quad (3.40)
\end{aligned}$$

If we expand about four dimensions, we get absolutely convergent integrals at every order in ϵ . We are therefore free to expand the integrand in ϵ to get

$$[1 + O(\epsilon)] \frac{\epsilon g^2}{2} \int_{\mathbf{pk}} \frac{(E_{\mathbf{p}} - \epsilon_{\mathbf{p}})(E_{\mathbf{k}} - \epsilon_{\mathbf{k}})}{2E_{\mathbf{p}} 2E_{\mathbf{k}} \mathcal{S}_{\mathbf{pk}}} \left[1 - \gamma - \ln \left(\frac{\mathcal{S}_{\mathbf{pk}}}{2\phi_0} \right) \right]. \quad (3.41)$$

Rescaling momenta in the usual way then gives

$$\begin{aligned}
& -\frac{1}{i} \int_V [D(V)]^2 \Pi_{\text{reg}}(V) [\Pi_{\text{div}}(V) - \hat{\Pi}_0(V)] = \\
& \phi_0 \left(\frac{m\phi_0}{2\pi} \right)^{d/2} \left\{ \left[\frac{1}{2}(1 - \gamma + \ln 2) C_2 - C_2^{(\log, \mathcal{S})} \right] \epsilon^2 + O(\epsilon^3) \right\} \quad (3.42)
\end{aligned}$$

with C_2 given by Eqs. (3.26) and

$$C_2^{(\log, \mathcal{S})} \equiv 2(4\pi)^4 \int \frac{d^4 p}{(2\pi)^4} \frac{d^4 q}{(2\pi)^4} \frac{(\bar{E}_{\mathbf{p}} - \bar{\epsilon}_{\mathbf{p}})(\bar{E}_{\mathbf{q}} - \bar{\epsilon}_{\mathbf{q}})}{2\bar{E}_{\mathbf{p}} 2\bar{E}_{\mathbf{q}} \bar{\mathcal{S}}_{\mathbf{pq}}} \frac{1}{2} \ln(\bar{\mathcal{S}}_{\mathbf{pq}}) \quad (3.43a)$$

giving

$$C_2^{(\log, \mathcal{S})} \simeq 0.19408. \quad (3.43b)$$

Our final result for the contribution of Figs. 6(f-h) to the effective potential is the sum of (3.38) and (3.42):

$$V_3^{(\text{III})} = \phi_0 \left(\frac{m\phi_0}{2\pi} \right)^{d/2} \left\{ [K_3^{(\text{III}, 1)} + \frac{1}{2}(1 - \gamma + \ln 2) C_2 - C_2^{(\log, \mathcal{S})}] \epsilon^2 + O(\epsilon^3) \right\}. \quad (3.44)$$

E. Remaining diagrams

The remaining diagrams are relatively easy, and we summarize results in Appendix A. Here, we will just make a few comments on method.

A simple way to handle diagrams with self-energy insertions is to consider the diagram without any such insertions, and then replace $\epsilon_{\mathbf{p}}$ by $\epsilon_{\mathbf{p}}^{\mu} \equiv \epsilon_{\mathbf{p}} - \mu$ in both $\epsilon_{\mathbf{p}}$ and $E_{\mathbf{p}} = (\epsilon_{\mathbf{p}}^2 + \phi_0^2)^{1/2}$ for fermion energies, and replace $\frac{1}{2}\epsilon_v$ by $\frac{1}{2}\epsilon_v - 2\mu$ for boson energies. For instance, to simultaneously evaluate all of the two-loop diagrams of Fig. 5(b-d) with chemical potential insertions, replace Eq. (3.19) for the basic two-loop result $V_2^{(0)}$ by

$$-g^2 \int_{\mathbf{pq}} \frac{(E_{\mathbf{p}}^{\mu} - \epsilon_{\mathbf{p}}^{\mu})(E_{\mathbf{q}}^{\mu} - \epsilon_{\mathbf{q}}^{\mu})}{2E_{\mathbf{p}}^{\mu} 2E_{\mathbf{q}}^{\mu} (E_{\mathbf{p}}^{\mu} + E_{\mathbf{q}}^{\mu} + \frac{1}{2}\epsilon_{\mathbf{p}+\mathbf{q}} - 2\mu)}, \quad (3.45)$$

where $E_{\mathbf{p}}^{\mu} \equiv [(\epsilon_p - \mu)^2 + \phi_0^2]^{1/2}$. Then Taylor expand the integrand to the desired order in μ , which in this case is first order. The same method can be used on the 1-loop integrals of Fig. 4 starting from the basic one-loop integral of Fig. 4a,⁶

$$V_1^{(0)} = i \int_P \ln \det[-iG^{-1}(P)] = - \int_p E_{\mathbf{p}}. \quad (3.46)$$

IV. RESULT FOR ξ

Combining the results given previously and in Appendix A, the full effective potential at NNLO in ϵ is

$$V(\phi_0) = \left(\frac{m\phi_0}{2\pi} \right)^{d/2} \left[\frac{\phi_0}{3} (1 + a_1\epsilon + a_2\epsilon^2) - \frac{\mu}{\epsilon} (1 + b_1\epsilon + b_2\epsilon^2) - \frac{\mu^2}{2\phi_0} \right] + O(\epsilon^3), \quad (4.1)$$

where ϕ_0 is treated as $O(1)$ and μ as $O(\epsilon)$. The various numerical coefficients are

$$a_1 = \frac{1}{2} \left(\frac{7}{3} - \gamma - \ln 2 \right) - 3C_2 \simeq 0.09877, \quad (4.2)$$

$$a_2 = \frac{1}{8} \left(\frac{7}{3} - \gamma - \ln 2 \right)^2 + \frac{19}{72} + 3 \left[\left(-1 + \frac{1}{2}\gamma + \frac{3}{2}\ln 2 \right) C_2 + C_2^{(\log)} - C_2^{(\log, S)} + K_3 \right] \\ \simeq -0.15840, \quad (4.3)$$

$$b_1 = \frac{1}{2} \left(\frac{1}{2} - \gamma + \ln 2 \right) \simeq 0.30797, \quad (4.4)$$

$$b_2 = \frac{1}{8} \left(\frac{1}{2} - \gamma + \ln 2 \right)^2 + \frac{1}{32} - K_2^{(\mu)} \simeq 0.33703, \quad (4.5)$$

where

$$K_3 \equiv K_3^{(\otimes)} + K_3^{(\Pi\Pi,1)} + K_3^{(\Sigma\Sigma)} + K_3^{(\tilde{\Pi}\tilde{\Pi})} \simeq -0.18348. \quad (4.6)$$

The ratio ξ can be computed from $V(\phi_0, \mu)$ by the procedure used in Ref. [6]. First, we determine the expectation ϕ_0 which minimizes the potential:

$$\phi_0 = \frac{2\mu}{\epsilon} [1 + 0.12586\epsilon + 0.56845\epsilon^2 + O(\epsilon^3)]. \quad (4.7)$$

Then we determine the fermion number density n from the pressure $P = -V(\phi_0)$, giving

$$n = \frac{\partial P}{\partial \mu} = -\frac{\partial V}{\partial \mu} = \frac{1}{\epsilon} \left(\frac{m\phi_0}{2\pi} \right)^{d/2} \left[1 + b_1\epsilon + b_2\epsilon^2 + \frac{\epsilon\mu}{\phi_0} + O(\epsilon^3) \right]. \quad (4.8)$$

Next, we take the formula for the Fermi energy $\epsilon_F(n)$ of a d -dimensional ideal Fermi gas with the same density:

$$\epsilon_F = \frac{2\pi}{m} \left[\frac{1}{2} \Gamma\left(\frac{d}{2} + 1\right) n \right]^{2/d}. \quad (4.9)$$

⁶ There are similar issues as footnote 3 concerning the frequency integral and the behavior of its integrand at infinity. In general regularization schemes, this could be avoided by defining the integrals here with ϕ_0 (and μ) independent subtractions, which will not affect the determination of ξ from the effective potential: $i \int_P \{ \ln \det[-iG^{-1}(P; \phi_0)] - \ln \det[-iG^{-1}(P; 0)] \} = - \int_{\mathbf{p}} (E_{\mathbf{p}} - \epsilon_{\mathbf{p}})$. But, in dimensional regularization, the subtracted term vanishes anyway by scaling arguments similar to those reviewed in Sec. III D.

For the density (4.8), this then gives

$$\xi \equiv \frac{\mu}{\epsilon_F} = \frac{\epsilon^{2/d}\mu}{\phi_0} \left\{ \frac{1}{2} \Gamma\left(\frac{d}{2} + 1\right) \left[1 + b_1\epsilon + b_2\epsilon^2 + \frac{\epsilon\mu}{\phi_0} + O(\epsilon^3) \right] \right\}^{-2/d}. \quad (4.10)$$

Substituting in the expectation (4.7) for ϕ_0 , and rewriting $\epsilon^{2/d} = \epsilon^{\epsilon/2d}\epsilon^{1/2}$, produces the final result (1.7) through NNLO. The additional logarithmic term shown in Eq. (1.7) at the order beyond NNLO is the subject of the next section.

V. THE ϵ EXPANSION BEYOND NNLO

A. General

In this Section, we discuss a difficulty that arises in applying the diagrammatic expansion of Sec. II if one were to proceed to yet one higher order in ϵ , attempting to evaluate the effective potential through $O(\epsilon^3)$ [and so ξ through $O(\epsilon^{9/2})$]. The problem is an infrared problem arising from the fact that the scalar excitations, unlike the fermionic excitations, are not gapped.

For the sake of specificity, consider the $O(\epsilon^3)$ contribution to the effective potential made by the diagram of Fig. 11(a). Together with the corresponding counter-term diagram, this gives a contribution to the effective potential

$$V_4^{(\text{example})} = -\frac{1}{i} \int_V [D(V)]^2 D(-V) [\Pi(V) - \hat{\Pi}_0(V)] [\tilde{\Pi}(V)]^2, \quad (5.1)$$

where the one-loop self energy Π is given by Fig. 1 and $\tilde{\Pi}$ by Fig. 12. Let's now explore the contribution to this integral from small scalar frequency and momentum: $|v_0| \ll \phi_0$ and $\frac{1}{2}\epsilon_v \ll \phi_0$. At small V , we approximate V as zero inside the self-energies, and this region of integration contributes

$$V_4^{(\text{ex, small } V)} \sim -\Pi(0) [\tilde{\Pi}(0)]^2 \frac{1}{i} \int_V [D(V)]^2 D(-V), \quad (5.2)$$

where the integration is restricted to small V . [Note that $\hat{\Pi}_0(0) = 0$.] The frequency integral is simple, giving

$$V_4^{(\text{ex, small } V)} \sim \Pi(0) [\tilde{\Pi}(0)]^2 \int_v \frac{1}{\epsilon_v^2}. \quad (5.3)$$

The momentum integral is IR divergent in $d \leq 4$. So our evaluation of diagrams has broken down in the infrared if $\Pi(0)$ and $\tilde{\Pi}(0)$ are non-zero.⁷

⁷ If one blindly tried to regulate the IR divergences using dimensional regularization (which we've previously used only to regulate the UV), then the IR momentum integral in (5.3) would generate a factor of $1/\epsilon$, which would in any case destroy the ϵ counting of Sec. II. The integral does not generate zero (by scaling arguments like those of Sec. III D) because the $1/\epsilon_v^2$ integrand is an approximation valid only for $|\mathbf{v}| \ll \phi_0$. The behavior of the full result changes for $|\mathbf{v}| \gtrsim \phi_0$, and so ϕ_0 provides a scale. (We say “blindly tried to regulate” because dimensional regularization throws away non-logarithmic divergences, and it doesn't distinguish between IR and UV logarithmic divergences. This means it can be a dangerous procedure unless you already know that all divergences will cancel in the final result.)

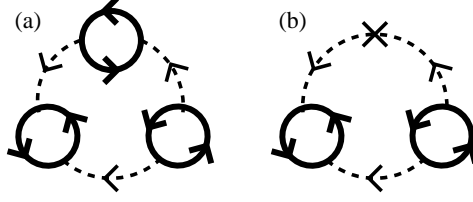


FIG. 11: Two examples of diagrams that produce logarithmic infrared divergences.

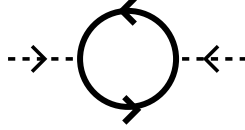


FIG. 12: The self-energy $\tilde{\Pi}$ that mixes φ with φ^* .

Another example of a diagram producing similar problems is shown in Fig. 11(b). Adding one or more additional self-energy or chemical potential insertions to the scalar loop in either diagram would generate even more severe (power-law) infrared divergences.

We shall see in a moment that $\Pi(0)$ and $\tilde{\Pi}(0)$ are both $O(\mu)$. The problem, then, is that when \mathbf{v} is small enough that $\epsilon_{\mathbf{v}}$ is of order $\mu \ll \phi_0$, it is no longer a good approximation to treat the scalar self-energies, or the chemical potential 2μ , as perturbations to $D^{-1} = -v_0 + \frac{1}{2}\epsilon_{\mathbf{v}}$. One must therefore resum $\Pi(0)$, $\tilde{\Pi}(0)$, and 2μ into scalar propagators in order to recover a well-behaved perturbation theory. Equivalently, one must use the appropriate low-energy scalar effective theory when evaluating the contribution of low-energy scalars ($|v_0| \ll \phi_0$) to the effective potential. At low energy, the effective scalar propagator would be generated by the effective interactions

$$\begin{aligned} \mathcal{L}_{\text{eff}} &\simeq \varphi^* \left(i\partial_t + \frac{\nabla^2}{4m} \right) \varphi + 2\mu\varphi^*\varphi - \Pi(0)\varphi^*\varphi - \tilde{\Pi}(0)\frac{1}{2}(\varphi\varphi + \varphi^*\varphi^*) \\ &\equiv \frac{1}{2} \begin{pmatrix} \varphi \\ \varphi^* \end{pmatrix}^\dagger \mathcal{D}^{-1} \begin{pmatrix} \varphi \\ \varphi^* \end{pmatrix} \end{aligned} \quad (5.4)$$

with corresponding propagator

$$\mathcal{D}(P) = \begin{pmatrix} p_0 - \frac{1}{2}\epsilon_{\mathbf{p}} + 2\mu - \Pi(0) + i\varepsilon & -\tilde{\Pi}(0) \\ -\tilde{\Pi}(0) & -p_0 - \frac{1}{2}\epsilon_{\mathbf{p}} + 2\mu - \Pi(0) + i\varepsilon \end{pmatrix}^{-1}. \quad (5.5)$$

To better understand the structure of this propagator, we now evaluate $\Pi(0)$ and $\tilde{\Pi}(0)$. From (3.29),

$$\Pi(0) = -g^2 \int_{\mathbf{p}} \frac{E_{\mathbf{p}}^2 + \epsilon_{\mathbf{p}}^2}{4E_{\mathbf{p}}^3}. \quad (5.6)$$

$\tilde{\Pi}(0)$ is given by

$$\tilde{\Pi}(0) = \frac{g^2}{i} \int_P [G_{12}(P)]^2 = g^2 \int_{\mathbf{p}} \frac{\phi_0^2}{4E_{\mathbf{p}}^3}. \quad (5.7)$$

In dimensional regularization, the momentum integrals give

$$\Pi(0) = -\frac{g^2}{\phi_0} \left(\frac{m\phi_0}{4\pi} \right)^{d/2} \frac{(1 + \frac{d}{2}) \Gamma(\frac{1}{2} - \frac{d}{4})}{4 \Gamma(\frac{1}{2} + \frac{d}{4})} = 3\mu [1 + O(\epsilon)] \quad (5.8)$$

and

$$\tilde{\Pi}(0) = \frac{(d-2)}{(d+2)} \Pi(0) = \mu [1 + O(\epsilon)], \quad (5.9)$$

where we have used (2.4) and (4.7) for g^2 and ϕ_0 . To leading order in ϵ for scalars with energy of order μ , the effective low-energy interactions (5.4) are then

$$\mathcal{L}_{\text{eff}} \simeq \varphi^* \left(i\partial_t + \frac{\nabla^2}{4m} \right) \varphi - \frac{1}{2}\mu(\varphi + \varphi^*)^2 \quad (5.10)$$

with

$$\mathcal{D}(P) = \begin{pmatrix} p_0 - \frac{1}{2}\epsilon_{\mathbf{p}} - \mu + i\varepsilon & -\mu \\ -\mu & -p_0 - \frac{1}{2}\epsilon_{\mathbf{p}} - \mu + i\varepsilon \end{pmatrix}^{-1}. \quad (5.11)$$

The imaginary part of φ remains gapless, which must occur in any consistent approximation since it corresponds to a Goldstone boson.

With this formula, we can now compute the leading contribution to the effective potential from low-energy scalars and see that all is well. Analogous to the fermionic result (3.46), it is

$$\begin{aligned} V^{(\text{soft } \varphi)} &\simeq -\frac{i}{2} \int_P \ln \det[-i\mathcal{D}^{-1}(P)] = -\frac{i}{2} \int_P \ln \left[p_0^2 - \frac{1}{2}\epsilon_{\mathbf{p}}(\frac{1}{2}\epsilon_{\mathbf{p}} + 2\mu) + i\varepsilon \right] \\ &= \frac{1}{2} \int_{\mathbf{p}} \left[\frac{1}{2}\epsilon_{\mathbf{p}}(\frac{1}{2}\epsilon_{\mathbf{p}} + 2\mu) \right]^{1/2}. \end{aligned} \quad (5.12)$$

This integral has no infrared divergences. If we naively expanded the integrand in powers of μ , we would get infrared divergences starting at third order $\sim \mu^3 \int_{\mathbf{p}} \epsilon_{\mathbf{p}}^{-2}$. This is the same order as the result (5.3) for Fig. 11 that started this discussion. If we instead integrate (5.12) up to a UV momentum cut-off $(4m\Lambda)^{1/2}$ for the effective theory, we find an expansion in μ of the form

$$V^{(\text{soft } \varphi)} \simeq m^2 \left[\#\Lambda^3 + \#\mu\Lambda^2 + \#\mu^2\Lambda + \#\mu^3 \ln \left(\frac{\mu}{\Lambda} \right) + \#\mu^3 + \dots \right]. \quad (5.13)$$

The soft effective scalar theory breaks down at $\epsilon_{\mathbf{p}} \gtrsim \phi_0$, so one should very roughly think of the energy scale Λ as of order ϕ_0 .

The moral of this story is that one will have to make a proper treatment of low-energy scalar fields in order to go to higher orders in ϵ than the NNLO calculation performed in the bulk of this paper. In particular, the approach of Sec. II would lead to logarithmic divergences in the effective potential at $O(\epsilon^3)$ and worse divergences at higher order, but a proper resummation of soft scalar physics will resolve these divergences into $O(\mu^3 \ln(\mu/\phi_0)) = O(\epsilon^3 \ln \epsilon)$. This corresponds to a correction to ξ of order $\epsilon^{\epsilon/2d} \epsilon^{9/2} \ln \epsilon$.

B. The coefficient of the logarithm

Though we are not prepared to make a full calculation of the order beyond NNLO in the ϵ expansion, it is simple to extract the coefficient of the logarithm at that order from the preceding discussion. Naively expand the integrand in the formula (5.12) for the soft contribution $V^{(\text{soft } \varphi)}$ to third order in μ . The third-order term is

$$V^{(\mu^3)} = \mu^3 \int_{\mathbf{p}} \frac{1}{\epsilon_{\mathbf{p}}^2}. \quad (5.14)$$

In four dimensions, this is the logarithmically divergent integral

$$V^{(\mu^3)} = \frac{\mu^3}{8\pi^2} \int_0^\infty \frac{p^3 dp}{\epsilon_{\mathbf{p}}^2} = \frac{m^2 \mu^3}{4\pi^2} \int_0^\infty \frac{d\epsilon_{\mathbf{p}}}{\epsilon_{\mathbf{p}}}. \quad (5.15)$$

But, from the discussion surrounding Eq. (5.13), we know that this logarithm is cut off in the infrared by the energy scale μ , due to the necessity of resummation, and in the ultraviolet by the energy scale ϕ_0 , the energy scale where the self-energies are no longer well approximated by their zero-momentum values. Thus, even though we cannot easily compute the constant under the logarithm, we can write⁸

$$V^{(\mu^3)} = \frac{m^2 \mu^3}{4\pi^2} \left[\ln \left(\frac{\phi_0}{\mu} \right) + O(1) \right]. \quad (5.16)$$

We can now use this to obtain the explicit logarithm shown in our final result (1.7) for ξ beyond NNLO by including (5.16) in the analysis of section IV. Because $\partial V^{(\mu^3)}/\partial \phi_0$ does not have a logarithm, there is no logarithm in the NNNLO result for the location ϕ_0 of the minimum of the effective potential. The logarithm appears in ξ only through its effect on the density $n = -\partial V/\partial \mu$. Eq. (4.8) for n is modified to

$$n = \frac{1}{\epsilon} \left(\frac{m\phi_0}{2\pi} \right)^{d/2} \left[1 + b_1 \epsilon + b_2 \epsilon^2 + \frac{\epsilon \mu}{\phi_0} - \frac{3\epsilon \mu^2}{\phi_0^2} \ln \frac{\phi_0}{\mu} + O(\epsilon^3) \right], \quad (5.17)$$

giving

$$\xi \equiv \frac{\mu}{\epsilon_F} = \frac{\epsilon^{2/d} \mu}{\phi_0} \left\{ \frac{1}{2} \Gamma\left(\frac{d}{2} + 1\right) \left[1 + b_1 \epsilon + b_2 \epsilon^2 + \frac{\epsilon \mu}{\phi_0} - \frac{3\epsilon \mu^2}{\phi_0^2} \ln \frac{\phi_0}{\mu} + O(\epsilon^3) \right] \right\}^{-2/d}. \quad (5.18)$$

Substituting the expectation (4.7) for ϕ_0 then produces the NNNLO logarithm shown in the final result (1.7) for ξ .

VI. EXTRAPOLATION OF ξ AT $d=3$

Because of the large relative size of the $O(\epsilon^{7/2})$ term in our result (1.7) for ξ , the next-to-next-to-leading order (NNLO) result will likely only be useful in conjunction with more sophisticated analysis of dimension dependence that the naive prescription of setting $\epsilon=1$.

⁸ The coefficient of this logarithm has also been computed by Y. Nishida [15].

In this respect, the situation appears somewhat analogous to the ϵ -expansion for the critical exponent ω in the Ising model. ω is the exponent characterizing corrections to scaling, and its ϵ expansion is [12]

$$\omega_{\text{Ising}} = \epsilon - 0.62963 \epsilon^2 + 1.61822 \epsilon^3 + O(\epsilon^4). \quad (6.1)$$

Despite the large size of the NNLO ϵ^3 term, historical analysis using the terms shown above gave $\omega \simeq 0.79$ with a simple Borel-Padé approximation [9]. The latter is within a few percent of the correct result.⁹

Unfortunately, the ratio ξ does not have as simple an analytic structure as do critical exponents. Our result for ξ may be written as

$$\xi = \frac{1}{2} \epsilon^{1+2/d} b(\epsilon) \quad (6.2)$$

with

$$b(\epsilon) = 1 - 0.04916\epsilon - 0.95961 \epsilon^2 - \frac{3}{8} \epsilon^3 \ln \epsilon + O(\epsilon^{9/2}) \quad (6.3)$$

Critical exponents have a simple asymptotic expansion in powers of ϵ . But, even if we factor out the overall $\epsilon^{1+2/d}$ and focus only on $b(\epsilon)$ above, our expansion contains powers of $\ln \epsilon$.

The Borel transform of a series

$$f(\epsilon) = \sum_n f_n \epsilon^n \quad (6.4)$$

is the faster-converging series

$$F(t) = \sum_n \frac{f_n}{n!} t^n. \quad (6.5)$$

The original $f(\epsilon)$ may be recovered from its Borel transform by

$$f(\epsilon) = \int_0^\infty dt e^{-t} F(\epsilon t) \quad (6.6)$$

if $F(t)$ does not have any singularities on the positive real axis which make the integral ill-defined. The standard approach for critical exponents is to fit some type of Padé-like approximation to the Borel transform. A simple $[M/N]$ Padé approximation would be

$$F(t) = \frac{1 + p_1 t + p_2 t^2 + \cdots p_M t^M}{1 + q_1 t + q_2 t^2 + \cdots q_N t^N}, \quad (6.7)$$

where we assume $f(\epsilon)$ is normalized so that $f(0) = 1$. More sophisticated versions have been used for accurate estimates to critical exponents from high-order ϵ expansions. However, such estimates must necessarily break down for the Borel transform $B(t)$ of (6.3) because of the $\ln \epsilon$ terms. The appearance of $\ln \epsilon$ in the small ϵ expansion of $b(\epsilon)$ gives rise to $\ln t$

⁹ See, for instance, the results for $\theta = \omega\nu$ and ν from 3D series techniques, the ϵ expansion, numerical Monte Carlo simulations, and experiments all reviewed in Ref. [12] for the $O(N)$ model. (The Ising universality class corresponds to $N = 1$ in these tables.) The current results presented there for ω from 3D series techniques and the ϵ expansion are 0.799(11) and 0.814(18).

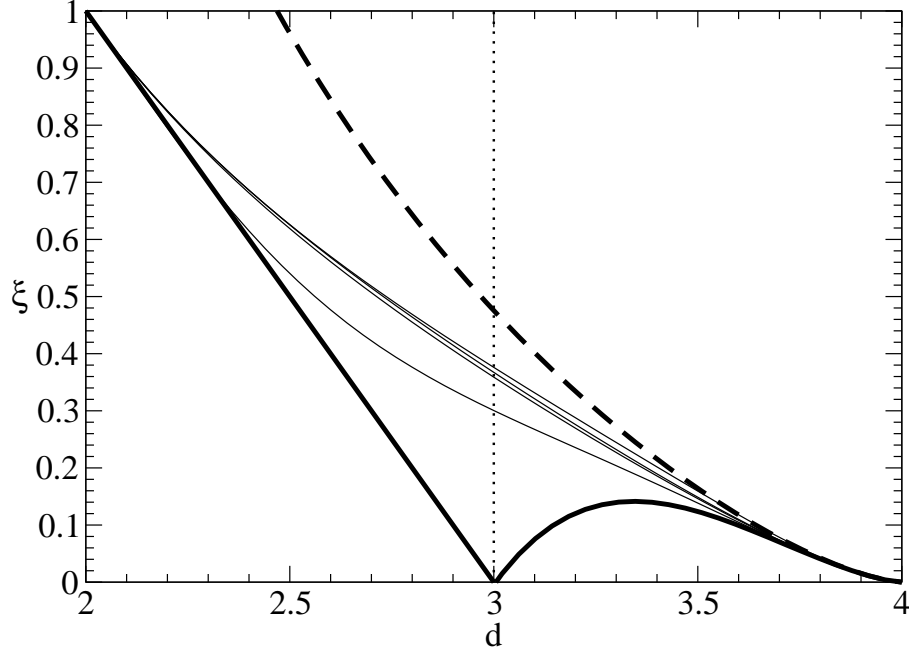


FIG. 13: Extrapolations of ξ vs. dimension d . The thin solid lines show the result of Padé-Borel extrapolations of type $[4/0]$, $[2/2]$, $[3/1]$, and $[0/4]$ from bottom to top. For comparison, the thick solid lines show simple truncations of the expansions about four (right) and two (left) dimensions, as discussed in the text. The thick dashed line is the truncated $d = 4 - \epsilon$ expansion at NLO rather than NNLO.

terms in the small t expansion of its Borel transform, and these are not accommodated by Padé approximants such as (6.7).¹⁰

Clearly, what is needed to make full use of ϵ expansion results is a full understanding of the analytic structure of $\xi(\epsilon)$ in ϵ , in order to inform the strategy for how best to extrapolate to $d=3$. Nonetheless, it is interesting to see what happens if one naively extrapolates $\xi(\epsilon)$ using simple Padé estimates (6.7) to the Borel transform $B(t)$. This was carried out by Nishida and Son in Ref. [14], constraining the Padé approximants by (i) the next-to-leading order (NLO) result near the expansion of ξ in $4-d$, and (ii) a next-to-leading order result for the expansion of ξ in $d-2$. Since the leading-order $4-d$ result has already been used to normalize $b(0) = 1$ above, this represents three constraints on $B(t)$, and so the possible Padé approximants are those with $M + N = 3$. Extrapolating to three dimensions, they then found $\xi = 0.391, 0.364$, and 0.378 with $[3/0]$, $[1/2]$, and $[0/3]$ Padé approximants. They did not find any solution satisfying the constraints for a $[2/1]$ approximant. These values for ξ span 0.378 ± 0.013 .

If we naively follow the same procedure but add the information from our NNLO coefficient, we find $\xi = 0.300, 0.367, 0.359$, and 0.376 in three dimensions from $[4/0]$, $[3/1]$, $[2/2]$, and $[0/4]$ approximants. We did not find a solution for $[1/3]$. The $[4/0]$ value is an out-lier, which makes a certain amount of sense. $[4/0]$ corresponds to a simple polynomial form for

¹⁰ Specifically, the Borel transform of $b(\epsilon) = 1 + \alpha\epsilon + \beta\epsilon^2 + \gamma\epsilon^3 \ln \epsilon + \delta\epsilon^3$ is $B(t) = 1 + \alpha t + \frac{1}{2!}\beta t^2 + \frac{1}{3!}\gamma t^3 \ln t + \frac{1}{3!}[\delta - \gamma\psi(4)]t^3$, where $\psi(z)$ is the digamma function. This can be demonstrated by checking Eq. (6.6).

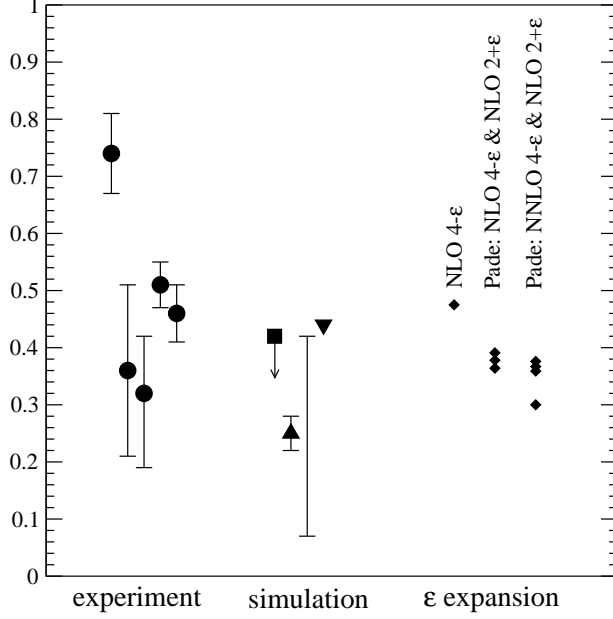


FIG. 14: A selection of estimates of ξ in three spatial dimensions. Experimental values (circles) include 0.74(7) [16], 0.34(15) [17], $0.32^{+0.13}_{-0.10}$ [18], and the more recent 0.51(4) [8] and 0.46(5) [19]. Simulations include fixed-node Green’s function and diffusion Monte Carlo upper bounds of 0.42(1) [4] (square). Other simulation methods have estimated 0.22(3) [20], $0.07 \leq \xi \leq 0.42$ [21], and ≈ 0.44 [22] (the last two are based on finite temperature calculations). The NLO $4 - \epsilon$ value is that of Eq. (1.6) [6]. The rest are the Padé-Borel estimates discussed in this section, with the purely NLO result from Ref. [14].

$B(t)$. This does not allow for any singularities in the Borel plane and so will not produce an asymptotic series in ϵ , whereas the large NNLO coefficient suggests that the asymptotic nature of the expansion should not be ignored at this order. If we focus only on the other values, they span $\xi = 0.367 \pm 0.010$. This is consistent with the NLO results, but not an obvious improvement. The fits of ξ as a function of d are shown in Fig. 13 and are quite similar to the earlier fits of Ref. [14] discussed above which did not use the NNLO result for $d = 4 - \epsilon$.

For comparison, the same figure also shows the result of avoiding any fancy extrapolation but simply naively using the truncated NNLO result $\xi = \frac{1}{2}\epsilon^{1+2/d}[1 - 0.04916\epsilon - 0.95961\epsilon^2]$ for $d = 4 - \epsilon$ or the corresponding NLO result $\xi = 1 - \bar{\epsilon}$ of Ref. [14] for $d = 2 + \bar{\epsilon}$. It is amusing that both of these naive extrapolations happen to give consistent values of $\xi \simeq 0$ at $d = 3$. We imagine that this is a coincidence.

Fig. 14 summarizes a selection of estimates of ξ from experiment and numerical simulations, and compares them to results obtained so far from the ϵ expansion. The current Padé-Borel extrapolated ϵ expansion results, however, need to be taken with a significant grain of salt because their assumptions of analytic structure are not consistent with what we have learned in Sec. V about higher-order corrections. Further study will be required to develop more consistent extrapolations.

Acknowledgments

We would like to thank Yusuke Nishida for useful conversations. One of us (P.A.) would like to thank Eric Braaten for encouragement to get involved in this problem. This work was supported, in part, by the U.S. Department of Energy under Grant No. DE-FG02-97ER41027 and Grant No. DE-FG02-00ER41132.

APPENDIX A: SUMMARY OF RESULTS BY DIAGRAM TYPE

$$\begin{aligned}
 \text{Fig. 4a:} \quad V_1^{(0)} &= - \int_{\mathbf{p}} E_{\mathbf{p}} = \phi_0 \left(\frac{m\phi_0}{2\pi} \right)^{d/2} \frac{\Gamma(-\frac{1}{2} - \frac{d}{4})}{2^{1+\frac{d}{2}} \Gamma(\frac{1}{2} + \frac{d}{4})} \\
 &= \phi_0 \left(\frac{m\phi_0}{2\pi} \right)^{d/2} \frac{1}{3} \left\{ 1 + \frac{1}{2} \left(\frac{7}{3} - \gamma - \ln 2 \right) \epsilon \right. \\
 &\quad \left. + \left[\frac{1}{8} \left(\frac{7}{3} - \gamma - \ln 2 \right)^2 + \frac{19}{72} \right] \epsilon^2 + O(\epsilon^3) \right\} \quad (\text{A1})
 \end{aligned}$$

$$\begin{aligned}
 \text{Fig. 4b:} \quad V_1^{(\mu)} &= + \int_{\mathbf{p}} \frac{\epsilon_{\mathbf{p}}}{E_{\mathbf{p}}} = \mu \left(\frac{m\phi_0}{2\pi} \right)^{d/2} \frac{\Gamma(-\frac{d}{4})}{2^{d/2} \Gamma(\frac{d}{4})} \\
 &= -\frac{\mu}{\epsilon} \left(\frac{m\phi_0}{2\pi} \right)^{d/2} \left\{ 1 + \frac{1}{2} \left(\frac{1}{2} - \gamma + \ln 2 \right) \epsilon \right. \\
 &\quad \left. + \left[\frac{1}{8} \left(\frac{1}{2} - \gamma + \ln 2 \right)^2 + \frac{1}{32} \right] \epsilon^2 + O(\epsilon^3) \right\} \quad (\text{A2})
 \end{aligned}$$

$$\begin{aligned}
 \text{Fig. 4c:} \quad V_1^{(\mu\mu)} &= -\frac{1}{2} \mu^2 \phi_0^2 \int_{\mathbf{p}} \frac{1}{E_{\mathbf{p}}^3} = -\frac{\mu^2}{\phi_0} \left(\frac{m\phi_0}{2\pi} \right)^{d/2} \frac{\Gamma(\frac{3}{2} - \frac{d}{4})}{2^{\frac{d}{2}} \Gamma(\frac{1}{2} + \frac{d}{4})} \\
 &= -\frac{\mu^2}{\phi_0} \left(\frac{m\phi_0}{2\pi} \right)^{d/2} \frac{1}{2} \{ 1 + O(\epsilon) \} \quad (\text{A3})
 \end{aligned}$$

Fig. 5a: See Eqs. (3.19) through (3.23).

$$\begin{aligned}
 \text{Figs. 5b-d:} \quad V_2^{(\mu)} &= -\mu g^2 \phi_0^2 \int_{\mathbf{p}\mathbf{q}} \frac{(E_{\mathbf{p}} - \epsilon_{\mathbf{p}})}{2E_{\mathbf{p}} E_{\mathbf{q}}^2 \mathcal{S}_{\mathbf{p}\mathbf{q}}} \left(\frac{1}{E_{\mathbf{q}}} + \frac{1}{S_{\mathbf{p}\mathbf{q}}} \right) \\
 &= \mu \left(\frac{m\phi_0}{2\pi} \right)^{d/2} [\epsilon K_2^{(\mu)} + O(\epsilon^2)] \quad (\text{A4})
 \end{aligned}$$

$$K_2^{(\mu)} \simeq 0.25835 \quad (\text{A5})$$

Fig. 6a: See Eqs. (3.8), (3.14) and (3.17).

Figs. 6b–d:
$$V_3^{(\Sigma\Sigma)} = g^4 \int_{\mathbf{p}\mathbf{q}\mathbf{k}} \frac{(E_{\mathbf{p}} - \epsilon_{\mathbf{p}})(E_{\mathbf{q}} - \epsilon_{\mathbf{q}})}{2E_{\mathbf{p}} 2E_{\mathbf{q}} (2E_{\mathbf{k}})^2} \times \left[\frac{2(E_{\mathbf{k}} - \epsilon_{\mathbf{k}})^2}{\mathcal{S}_{\mathbf{p}\mathbf{k}}^2 \mathcal{S}_{\mathbf{q}\mathbf{k}}} - \phi_0^2 \left(\frac{2}{E_{\mathbf{k}} \mathcal{S}_{\mathbf{p}\mathbf{k}} \mathcal{T}_{\mathbf{p}\mathbf{q},\mathbf{k}}} + \frac{2}{\mathcal{S}_{\mathbf{p}\mathbf{k}}^2 \mathcal{T}_{\mathbf{p}\mathbf{q},\mathbf{k}}} + \frac{1}{E_{\mathbf{k}} \mathcal{S}_{\mathbf{p}\mathbf{k}} \mathcal{S}_{\mathbf{q}\mathbf{k}}} \right) \right]$$

$$= \phi_0 \left(\frac{m\phi_0}{2\pi} \right)^{d/2} [\epsilon^2 K_3^{(\Sigma\Sigma)} + O(\epsilon^3)] \quad (\text{A6})$$

$$K_3^{(\Sigma\Sigma)} \simeq -0.03046 \quad (\text{A7})$$

Fig. 6e:
$$V_3^{(\tilde{\Pi}\tilde{\Pi})} = -g^4 \phi_0^4 \int_{\mathbf{p}\mathbf{q}\mathbf{k}} \frac{1}{2E_{\mathbf{p}} 2E_{\mathbf{q}} 2E_{\mathbf{k}} 2E_{\mathbf{l}} \mathcal{S}_{\mathbf{p}\mathbf{k}} \mathcal{S}_{\mathbf{q}\mathbf{l}}} \left[\frac{1}{\frac{1}{2}\epsilon_{\mathbf{p}+\mathbf{k}}} + \frac{1}{\mathcal{E}_{\mathbf{p}\mathbf{q}\mathbf{k}\mathbf{l}}} \right]$$

$$= \phi_0 \left(\frac{m\phi_0}{2\pi} \right)^{d/2} [\epsilon^2 K_3^{(\tilde{\Pi}\tilde{\Pi})} + O(\epsilon^3)] \quad (\text{A8})$$

$$K_3^{(\tilde{\Pi}\tilde{\Pi})} \simeq -0.31080 \quad (\text{A9})$$

Figs. 6f–h: See Eqs. (3.44), (3.39) and (3.43).

We have used the shorthand notation of (3.9). In the momentum integrals shown in (A4) and (A6), we have used symmetry to simplify the expressions. For expressions that correspond to simply doing the frequency integrals of these diagrams without using such symmetry, simply symmetrize the integrands under $\mathbf{p} \leftrightarrow \mathbf{q}$.

-
- [1] D. R. Eagles, “Possible pairing without superconductivity at low carrier concentrations in bulk and thin-film superconducting semiconductors,” *Phys. Rev.* **186**, 456 (1969);
A. J. Leggett, in *Modern Trends in the Theory of Condensed Matter*, edited by A. Pekalski and J. Przystawa (Springer-Verlag, Berlin, 1980);
P. Nozières and S. Schmitt–Rink, “Bose condensation in an attractive fermion gas: from weak to strong coupling superconductivity,” *J. Low Temp. Phys.* **59**, 195 (1985);
M. Randeria, in *Bose-Einstein Condensation*, edited by A. Griffin *et al.* (Cambridge University Press, Cambridge, England, 1995).
 - [2] T. L. Ho, “Universal thermodynamics of degenerate quantum gases in the unitarity limit,” *Phys. Rev. Lett.* **92**, 090402 (2004) [cond-mat/0309109].
 - [3] G.A. Baker, Jr., “The MBX challenge competition: a neutron matter model,” *Int. J. Mod. Phys. B* **15**, 1314 (2001);
H. Heiselberg, “Fermi systems with long scattering lengths,” *Phys. Rev. A* **63**, 043606 (2001) [cond-mat/0002056].
 - [4] J. Carlson, S.-Y. Chang, V. R. Pandharipande, and K. E. Schmidt, “Superfluid Fermi gases with large scattering length,” *Phys. Rev. Lett.* **91**, 050401 (2003);
G. E. Astrakharchik, J. Boronat, J. Casulleras, and S. Giorgini, “Equation of state of a Fermi gas in the BEC–BCS crossover: a quantum Monte Carlo study,” *Phys. Rev. Lett.* **93**, 200404 (2004) [cond-mat/0406113];
J. Carlson and S. Reddy, “Asymmetric two-component fermion systems in strong coupling,” *Phys. Rev. Lett.* **95**, 060401 (2005) [cond-mat/0503256].
 - [5] Z. Nussinov and S. Nussinov, “The BCS–BEC crossover in arbitrary dimensions,” *cond-*

- mat/0410597.
- [6] Y. Nishida and D. T. Son, “ ϵ expansion for a Fermi gas at infinite scattering length,” *Phys. Rev. Lett.* **97**, 050403 (2006) [cond-mat/0604500].
 - [7] C. Menotti, P. Pedri, S. Stringari, “Expansion of an interacting Fermi gas,” *Phys. Rev. Lett.* **89**, 250402 (2002) [cond-mat/0208150];
 - [8] J. Kinast, A. Turlapov, J. E. Thomas, Q. Chen, J. Stajic, and K. Levin, “Heat capacity of a strongly interacting Fermi gas,” *Science* **307**, 1296 (2005) [cond-mat/0502087].
 - [9] E. Brézin, J. C. Le Guillou and J. Zinn-Justin, “Perturbation theory at large order. I. The ϕ^{2n} interaction,” *Phys. Rev. D* **15**, 1544 (1977).
 - [10] J.C. Le Guillou and J. Zinn-Justin, “Accurate critical exponents from the epsilon expansion,” *J. Physique Lett. (Paris)* **46**, L137 (1985); *J. Physique (Paris)* **48**, 19 (187); “Accurate critical exponents from field theory,” **50**, 1365 (1989);
 - [11] C. Berviller, “Estimate of a universal critical-amplitude ratio from its ϵ expansion up to ϵ^2 ,” *Phys. Rev. B* **34**, 8141 (1986).
 - [12] R. Guida and J. Zinn-Justin, “Critical exponents of the N -vector model,” *J. Phys. A* **31**, 8103 (1998) [cond-mat/9803240].
 - [13] J. Zinn-Justin, *Quantum Field Theory and Critical Phenomena*, 3rd ed. (Clarendon Press, Oxford, 1996).
 - [14] Y. Nishida and D. T. Son, “Fermi gas near unitarity around four and two spatial dimensions,” cond-mat/0607835.
 - [15] Y. Nishida (private communication).
 - [16] K. M. O’Hara, S. L. Hemmer, M. E. Gehm, S. R. Granade, and J. E. Thomas, “Observation of a strongly interacting degenerate Fermi gas of atoms,” *Science* **298**, 2179 (2002) [cond-mat/0212463];
M. E. Gehm, S. L. Hemmer, S. R. Granade, K. M. O’Hara, and J. E. Thomas, “Mechanical stability of a strongly interacting Fermi gas of atoms,” *Phys. Rev. A* **68**, 011401 (2003) [cond-mat/0212499].
 - [17] T. Bourdel, L. Khaykovich, J. Cubizolles, J. Zhang, F. Chevy, M. Teichmann, L. Tarruell, S. J. J. M. F. Kokkelmans, and C. Salomon, “Experimental study of the BEC–BCS crossover region in lithium 6,” *Phys. Rev. Lett.* **93**, 050401 (2004) [cond-mat/0403091].
 - [18] M. Bartenstein, A. Altmeyer, S. Riedl, S. Jochim, C. Chin, J. Hecker Denschlag, and R. Grimm, “Crossover from a molecular Bose-Einstein condensate to a degenerate Fermi gas,” *Phys. Rev. Lett.* **92**, 120401 (2004) [cond-mat/0401109].
 - [19] G. B. Partridge, W. Li, R. I. Kamar, Y. Liao, and R. G. Hulet, “Pairing and phase separation in a polarized Fermi gas,” *Science* **311**, 503 (2006) [cond-mat/0511752].
 - [20] D. Lee, “Ground state energy of spin-1/2 fermions in the unitary limit,” *Phys. Rev. B* **73**, 115112 (2006) [cond-mat/0511332].
 - [21] D. Lee and T. Schäfer, “Cold dilute neutron matter on the lattice II: results in the unitary limit,” *Phys. Rev. C* **73**, 015202 (2006) [nucl-th/0509018].
 - [22] A. Bulgac, J. E. Drut, and P. Magierski, “Spin 1/2 fermions in the unitary regime: a superfluid of a new type,” *Phys. Rev. Lett.* **96**, 090404 (2006) [cond-mat/0505374].