

Anisotropic spatially heterogeneous dynamics in a model glass-forming binary mixture

Elijah Flenner and Grzegorz Szamel

Department of Chemistry, Colorado State University, Fort Collins, Colorado 80523

(Dated: October 15, 2018)

We calculated a four-point correlation function $G_4(\vec{k}, \vec{r}; t)$ and the corresponding structure factor $S_4(\vec{k}, \vec{q}; t)$ for a model glass-forming binary mixture. These functions measure the spatial correlations of the relaxation of different particles. We found that these four-point functions are anisotropic and depend on the angle between vectors \vec{k} and \vec{r} (or \vec{q}). The anisotropy is the strongest for times somewhat longer than the β relaxation time but it is quite pronounced even for times comparable to the α relaxation time, τ_α . At the lowest temperatures $S_4(\vec{k}, \vec{q}; \tau_\alpha)$ is strongly anisotropic even for the smallest wavevector q accessible in our simulation.

PACS numbers: 64.70.Pf, 61.20.Lc

The hypothesis that there is a growing dynamical correlation length which accompanies the glass transition, and that this correlation length is associated with the dramatic slowing down of a supercooled liquids' dynamics, has recently prompted many computational and theoretical [1, 2, 3, 4, 5, 6, 7, 8, 9], and some experimental [10, 11] investigations. Several studies have been motivated by the observation that the relaxation of the supercooled liquid involves the correlated motion of clusters of particles, and the size of the clusters increases with decreasing temperature [12]. Since two-point correlation functions, for example the van-Hove correlation function, do not provide any information about the correlated motion of particles, four-point correlation functions were introduced. The dynamic correlation length was determined by studying the spatial decay of these four-point correlation functions (or the small wavevector dependence of their Fourier transforms), and several studies have found that this dynamic correlation length increases with decreasing temperature [1, 3, 6, 13].

The four-point correlation functions are usually assumed to be isotropic (in some cases they are isotropic by construction [3]). However, several researchers have noted that on the β relaxation time scale the correlated motion of particles is not isotropic. Doliwa and Heuer [14] observed pronounced anisotropy in the β relaxation regime for a hard sphere system. Glotzer *et al.* reported that the motion of "mobile" particles for a model binary Lennard-Jones liquid is not isotropic, but the particles move in patterns which they referred to as "string-like" [15, 16]. In other words, a particle would follow another particle in the liquid in quasi-one-dimensional "strings." These observations suggest that the correlated motion of the liquid's molecules is anisotropic during β relaxation. Therefore, an appropriately defined four-point correlation function used to measure this motion should also be anisotropic, at least in the β relaxation regime. In this Letter we discuss a four-point correlation function and the corresponding structure factor which are anisotropic on the time scale of *both* β and α relaxation.

To calculate these correlation functions we performed

Brownian dynamics simulations of the Lennard-Jones 80:20 binary mixture, which was first introduced by Kob and Andersen [17]. The details of the simulations are described in Refs. [18, 19]. In this Letter we only present results for the larger and more abundant A particles. Thus, all sums over particles in the formulae below run over the A particles only. In the figures we present the distance as r/σ_{AA} , wavevector dependence as $q\sigma_{AA}$, and time as tD_0/σ_{AA}^2 ; σ_{AA} is the Lennard-Jones radius for the interaction among the A particles and D_0 is the short time diffusion coefficient, which is temperature dependent in our simulations.

A four-point correlation function that we study characterizes correlations between relaxation of different particles. Consider the function

$$\hat{F}_n(\vec{k}; t) = e^{i\vec{k} \cdot [\vec{r}_n(t) - \vec{r}_n(0)]}, \quad (1)$$

where $\vec{r}_n(t)$ is the position of particle n at a time t . The ensemble average of $\hat{F}_n(\vec{k}; t)$ is equal to the self intermediate scattering function $F_s(\vec{k}; t)$. The four-point function G_4 measures correlations between the microscopic self-intermediate functions pertaining to different particles separated at $t = 0$ by vector \vec{r} (see Fig. 1),

$$G_4(\vec{k}, \vec{r}; t) = \frac{V}{N^2} \sum_{n \neq m} \left\langle \hat{F}_n(\vec{k}; t) \hat{F}_m(-\vec{k}; t) \delta[\vec{r} - \vec{r}_{nm}(0)] \right\rangle, \quad (2)$$

where $\vec{r}_{nm} = \vec{r}_n - \vec{r}_m$, V is the volume, and N is the number of particles. In this work we fixed $|\vec{k}| = 7.25$, which is around the value of the first peak in the static structure factor [19, 20]. Note that $G_4(\vec{k}, \vec{r}; 0) = g(r)$ where $g(r)$ is the pair correlation function.

The microscopic self-intermediate functions $\hat{F}_n(\vec{k}; t)$ are sensitive to particles' motions along the wavevector \vec{k} . Thus, the four-point function $G_4(\vec{k}, \vec{r}; t)$ measures correlations between particles' motions along \vec{k} . We expect that for small values of $|\vec{r}|$ the anisotropy of these correlations is most pronounced for \vec{r} parallel to \vec{k} .

To investigate local correlations on the α relaxation time scale [21] we calculated projections of $G_4(\vec{k}, \vec{r}; t)$

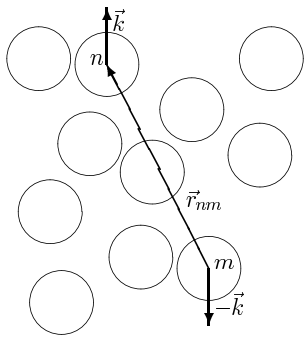


FIG. 1: $G_4(\vec{k}, \vec{r}; t)$ is a pair correlation function in which contributions of the individual particles are weighted by their microscopic self-intermediate functions $\hat{F}_n(\vec{k}; t)$.

onto the Legendre polynomials,

$$L_n(k, r; t) = \frac{2n+1}{4\pi} \int G_4(\vec{k}, \vec{r}; t) P_n(\hat{k} \cdot \hat{r}) d\hat{r}, \quad (3)$$

where P_n is the n^{th} Legendre polynomial, $\hat{k} = \vec{k}/k$, $\hat{r} = \vec{r}/r$, and $d\hat{r}$ denotes integration over a unit sphere. If $G_4(\vec{k}, \vec{r}; t)$ does not depend on the angle between \vec{k} and \vec{r} , then $L_n(k, r; t)$ will be zero for $n > 0$. Note that the imaginary part of $G_4(\vec{k}, \vec{r}; t)$ is not zero, thus there are non-zero real and imaginary parts to $L_n(k, r; t)$; by symmetry, the imaginary part of $L_n(k, r; t)$ is identically zero for even n , and the real part is zero for odd n .

In Fig. 2 we present results for $L_0(k, r; \tau_\alpha)$, $\text{Im} L_1(k, r; \tau_\alpha)$, and $L_2(k, r; \tau_\alpha)$ where τ_α is the α relaxation time [21]. As expected, even on this long time scale there are strong local correlations between particles' relaxation. The height of the first peak of the isotropic component of G_4 , $L_0(k, r; \tau_\alpha)$, increases with decreasing temperature. Furthermore, we find pronounced anisotropy of the local correlations. The correlations revealed by $G_4(\vec{k}, \vec{r}; \tau_\alpha)$ are the strongest when vectors \vec{k} and \vec{r} are parallel. The amplitude of the anisotropic part of $G_4(\vec{k}, \vec{r}; \tau_\alpha)$ is, roughly speaking, temperature independent for $T \leq 1.0$.

To examine correlations between particles' relaxation for large distances we turn to the structure factor corresponding to the four-point correlation function. We define $S_4(\vec{k}, \vec{q}; t) = 1 + (N/V)H_4(\vec{k}, \vec{q}; t)$, where $H_4(\vec{k}, \vec{q}; t)$ is the Fourier transform of $G_4(\vec{k}, \vec{r}; t) - F_s^2(k; t)$. For $\vec{q} \neq \vec{0}$ we have

$$S_4(\vec{k}, \vec{q}; t) = \frac{1}{N} \sum_{n,m} \langle \hat{F}_n(\vec{k}; t) \hat{F}_m(-\vec{k}; t) e^{i\vec{q} \cdot \vec{r}_{nm}(0)} \rangle. \quad (4)$$

Four-point wavevector-dependent functions similar to $S_4(\vec{k}, \vec{q}; t)$, usually evaluated at $t = \tau_\alpha$, have been used previously to determine dynamic correlation lengths [1, 7, 9].

First, in Fig. 3 we examine projections of $S_4(\vec{k}, \vec{q}; t)$

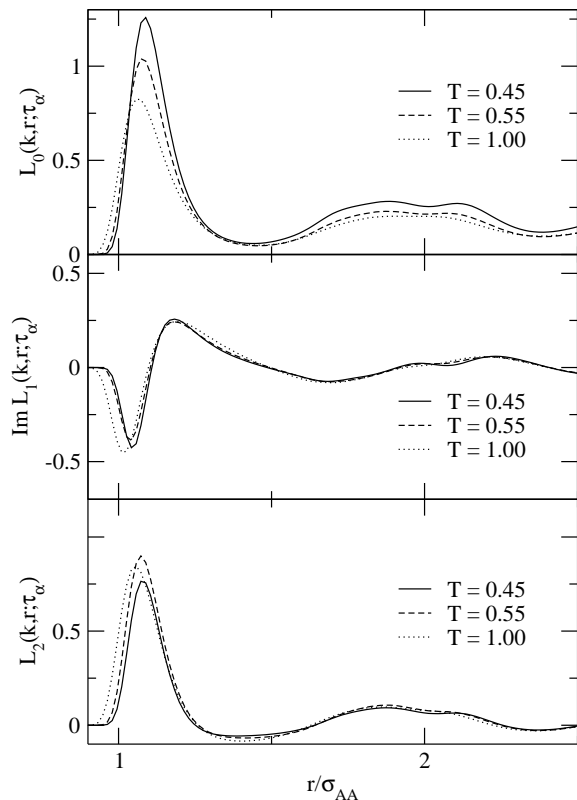


FIG. 2: The projections $L_0(k, r; \tau_\alpha)$, $\text{Im} L_1(k, r; \tau_\alpha)$, and $L_2(k, r; \tau_\alpha)$ for $T = 0.45, 0.55$, and 1.00 .

onto the Legendre polynomials,

$$I_n(k, q; t) = \frac{2n+1}{4\pi} \int S_4(\vec{k}, \vec{q}; t) P_n(\hat{k} \cdot \hat{q}) d\hat{q}, \quad (5)$$

at the α relaxation time. We do not show $I_1(k, q; t)$ since it is small for $q\sigma_{AA} < 5$. Next, in Fig. 4 we examine $S_4(\vec{k}, \vec{q}; \tau_\alpha)$ for different angles θ between \vec{k} and \vec{q} . In accordance with numerous earlier investigations [1, 2, 5, 6], we find that the large long-range correlations between particles' relaxation increase with decreasing temperature. Surprisingly, we find that even the long-range correlations on the α relaxation time scale are strongly anisotropic. At low q the correlations are strongest for $\vec{q} \perp \vec{k}$. In direct space this corresponds to strong correlations for particles separated by a vector \vec{r} which is parallel to \vec{k} .

The anisotropy of $S_4(\vec{k}, \vec{q}; t)$ makes the determination of a single dynamic correlation length difficult. We tried to fit the low q values of $S_4(\vec{k}, \vec{q}; t)$ for a fixed angle θ between \vec{k} and \vec{q} to several different functional forms, but could not find a form where the results were reasonable for $T < 0.50$. Specifically, fits to an Ornstein-Zernicke formula were very poor. The correlation length determined from the fits was either larger than half the simulation cell, or we had to fix the unknown $\vec{q} = \vec{0}$ value of $S_4(\vec{k}, \vec{q}; t)$. Larger systems need to be simulated in order

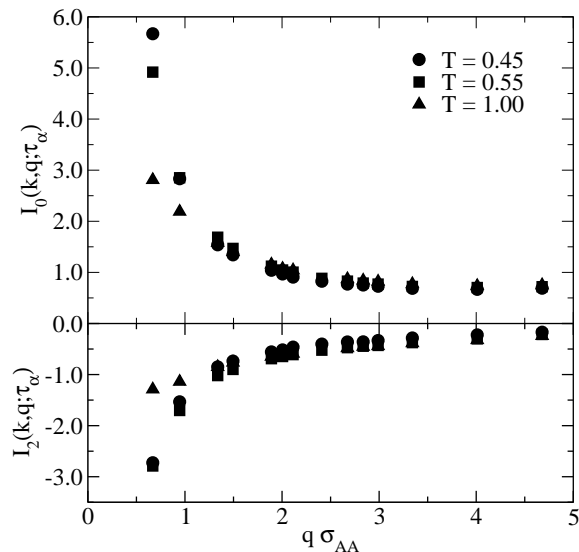


FIG. 3: The projections $I_0(k, q; \tau_\alpha)$, and $I_2(k, q; \tau_\alpha)$ for $T = 0.45, 0.55,$ and 1.00 .

to better understand the low q behavior of $S_4(\vec{k}, \vec{q}; t)$.

While it has been previously shown that heterogeneous dynamics on the β relaxation time scale is anisotropic [14], the strong anisotropy of $S_4(\vec{k}, \vec{q}; \tau_\alpha)$ was a surprise. To investigate the time dependence of the anisotropy we examined the ratio $S_4(\vec{k}, \vec{q}_\perp; t)/S_4(\vec{k}, \vec{q}_\parallel; t)$, where $S_4(\vec{k}, \vec{q}_\perp; t)$ is calculated for the smallest wavevector allowed due to the periodic boundary conditions ($|\vec{q}_\perp| = 2\pi/L$) perpendicular to \vec{k} and $S_4(\vec{k}, \vec{q}_\parallel; t)$ is calculated for the smallest wavevector ($|\vec{q}_\parallel| = 2\pi/L$) parallel to \vec{k} . This ratio is shown in Fig. 5 for $T = 1.0, 0.55,$ and 0.45 . The arrows in the figure indicate the α relaxation time and the β relaxation time, τ_β . The β relaxation time was determined by finding the first inflection point of $\ln[F_s(\vec{k}; t)]$ as a function of t . For $T = 1.0$, this inflection point does not exist. The peak in the ratio $S_4(\vec{k}, \vec{q}_\perp; t)/S_4(\vec{k}, \vec{q}_\parallel; t)$ (*i.e.* the maximum anisotropy) occurs between the β and the α relaxation time, but is closer to the β relaxation time for the lower temperatures. However, the correlated motion is still strongly anisotropic around τ_α .

Finally, we compared $S_4(\vec{k}, \vec{q}_0; t)$ for the smallest wavevector allowed due to the periodic boundary conditions, $|\vec{q}_0| = 2\pi/L$, with the four-point susceptibility

$$\chi_4(k; t) = \frac{1}{N} \sum_{n,m} \langle \hat{F}_n(\vec{k}; t) \hat{F}_m(-\vec{k}; t) \rangle - \langle \hat{F}_n(\vec{k}; t) \rangle \langle \hat{F}_m(-\vec{k}; t) \rangle. \quad (6)$$

As observed before [20], while $S_4(\vec{k}, \vec{q} = 0; t) = \chi_4(k; t)$, the susceptibility $\chi_4(k; t)$ is ensemble-dependent, and in a constant N ensemble $\lim_{\vec{q} \rightarrow 0} S_4(\vec{k}, \vec{q}; t) \neq \chi_4(k; t)$. In Fig. 6 we show the correlation function $S_4(\vec{k}, \vec{q}_0; t)$ and the susceptibility $\chi_4(k; t)$ for several angles θ between

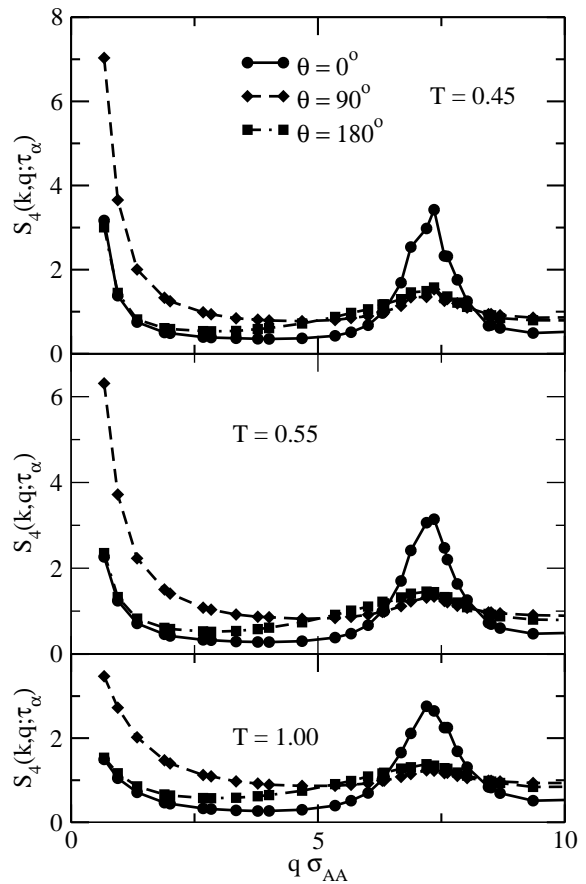


FIG. 4: The correlation function $S_4(\vec{k}, \vec{q}; \tau_\alpha)$ for $T = 0.45, 0.55,$ and 1.0 . The angle θ is the angle between \vec{k} and \vec{q} .

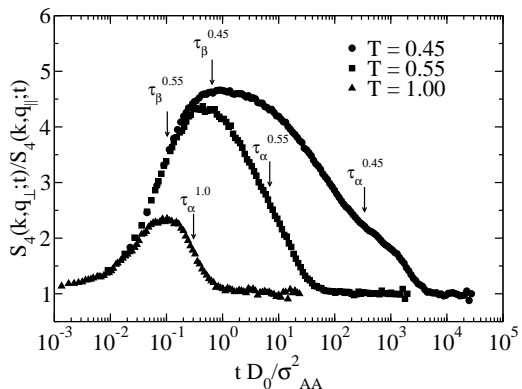


FIG. 5: The ratio $S_4(\vec{k}, \vec{q}_\perp; t)/S_4(\vec{k}, \vec{q}_\parallel; t)$ for $T = 1.0, 0.55,$ and 0.45 . The arrows indicate the α and the β relaxation times.

vectors \vec{q}_0 and \vec{k} for $T = 1.0, 0.55,$ and 0.45 . For a fixed θ there is a peak in $S_4(\vec{k}, \vec{q}_0; t)$ around τ_α . The exact position of the peak depends on the angle between \vec{q}_0 and \vec{k} , and occurs at a time larger than τ_α for \vec{q}_0 parallel to \vec{k} , but smaller than the τ_α for \vec{q}_0 perpendicular to \vec{k} . It is clear from Fig. 6 that the time dependence of the correlation function $S_4(\vec{k}, \vec{q}_0; t)$ and that of the suscepti-

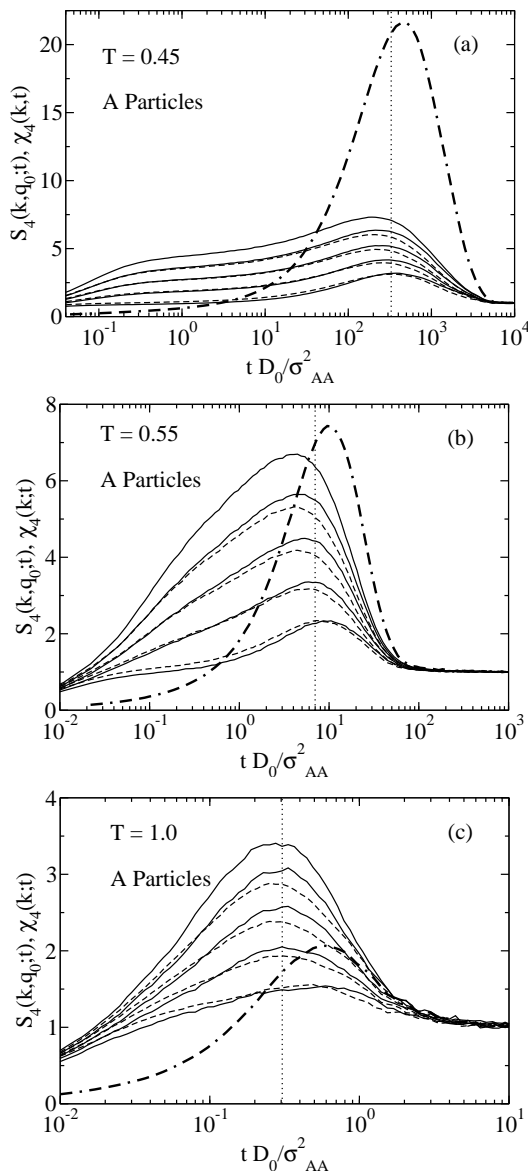


FIG. 6: The four-point correlation function $S_4(\vec{k}, \vec{q}_0; t)$ as a function of time for $T=0.45, 0.55$, and 1.0 . The solid lines are for the angles $0^\circ, 30^\circ, 45^\circ, 60^\circ$, and 90° listed from bottom to top. The dashed lines represent the angles $120^\circ, 135^\circ, 150^\circ$, and 180° listed from top to bottom. The dark dashed dotted line is $\chi_4(k; t)$ and the vertical dotted line marks the α relaxation time.

bility $\chi_4(k; t)$ are quite different. This is significant because time dependence predicted by recent extensions of the mode-coupling theory [23] for the correlation function $S_4(\vec{k}, \vec{q}; t)$ are usually checked against simulation results for the susceptibility $\chi_4(k; t)$ [9, 24].

In summary, we have shown that there is a pronounced anisotropy of the correlations of particles' relaxation in a model supercooled liquid even on the time scale of the α relaxation time. This anisotropy will need to be addressed in theoretical descriptions of heterogeneous dy-

namics of supercooled liquids. In particular theoretical input is needed in order to elucidate the relation between anisotropic four-point correlation functions and a dynamic correlation length. Finally, we expect that the anisotropy of the four-point correlation functions examined in this Letter will help to differentiate between competing theoretical descriptions of heterogeneous dynamics.

We gratefully acknowledge the support of NSF Grant No. CHE 0517709.

-
- [1] C. Bennemann, C. Donati, J. Baschnagel, and S.C. Glotzer, *Nature* **399**, 246 (1999).
 - [2] C. Donati, S.C. Glotzer, P.H. Poole, W. Kob, and S.J. Plimpton, *Phys. Rev. E* **60**, 3107 (1999).
 - [3] S.C. Glotzer, V.N. Novikov, and T.B. Schroder, *J. Chem. Phys.* **112**, 509 (2000).
 - [4] B. Doliwa, and A. Heuer, *Phys. Rev. E* **61**, 6898 (2000).
 - [5] Y. Gebremichael, T.B. Schroder, F.W. Starr, and S.C. Glotzer, *Phys. Rev. E* **64**, 051503 (2001).
 - [6] N. Lacevic, F.W. Starr, T.B. Schroder, V.N. Novikov, and S.C. Glotzer, *Phys. Rev. E* **66**, 030101 (2002).
 - [7] N. Lacevic, F.W. Starr, T.B. Schroder, and S.C. Glotzer, *J. Chem. Phys.* **119**, 7372 (2003).
 - [8] L. Berthier, *Phys. Rev. E* **69**, 020201(R) (2004).
 - [9] C. Toninelli, M. Wyart, L. Berthier, G. Biroli, and J.P. Bouchaud, *Phys. Rev. E* **71**, 041505 (2005).
 - [10] L. Berthier, G. Biroli, J.P. Bouchaud, L. Cipelletti, D. El Masri, D. Lhote, F. Ladieu, M. Pierno, *Science* **310**, 1797 (2006).
 - [11] O. Dauchot, G. Marty, and G. Biroli, *Phys. Rev. Lett.* **92**, 185705 (2005).
 - [12] M.D. Ediger, *Annu. Rev. Phys. Chem.* **51**, 99 (2000).
 - [13] U. Tracht, M. Wilhelm, A. Heuer, H.W. Speiss, *J. Magn. Reson.* **140**, 460 (1999).
 - [14] B. Doliwa, and A. Heuer, *Phys. Rev. Lett.* **80**, 4915 (1998).
 - [15] C. Donati, J.F. Douglas, W. Kob, S.J. Plimpton, P.H. Poole, and S.C. Glotzer, *Phys. Rev. Lett.* **80**, 2338 (1998).
 - [16] Y. Gebremichael, M. Vogel, and S.C. Glotzer, *J. Chem. Phys.* **120**, 4415 (2004).
 - [17] W. Kob, and H.C. Andersen, *Phys. Rev. E* **51**, 4626 (1995); **52** 4134(1995)
 - [18] G. Szamel, and E. Flenner, *Europhys. Lett.* **67**, 779 (2004).
 - [19] E. Flenner and G. Szamel, *Phys. Rev. E* **72**, 031508 (2005); *Phys. Rev. E* **72**, 011205 (2005).
 - [20] The susceptibility $\chi_4(k; t)$ depends non-trivially on k , see D. Chandler, J.P. Garrahan, R.L. Jack, L. Maibaum, and A.C. Pan, cond-mat/0605084 (2006).
 - [21] The α relaxation time is defined to be when $F_s(\vec{k}; \tau_\alpha) = e^{-1}$, where $|\vec{k}| = 7.25$.
 - [22] G. Biroli, J.P. Bouchaud, K. Miyazaki, and D.R. Reichman, cond-mat/0605733 (2006).
 - [23] G. Biroli and J.-P. Bouchaud, *Europhys. Lett.* **67**, 21 (2004).
 - [24] G. Szamel and E. Flenner, *Phys. Rev. E* **74**, 021507 (2006).