

Excitations with fractional spin smaller than $1/2$ in frustrated magnetoelastic chains

C.J. Gazza,¹ A.O. Dobry,¹ D.C. Cabra,^{2,3,4} and T. Vekua^{2,5}

¹*Facultad de Ciencias Exactas Ingenieria y Agrimensura, Universidad Nacional de Rosario and Instituto de Física Rosario, Bv. 27 de Febrero 210 bis, 2000 Rosario, Argentina.*

²*Laboratoire de Physique Théorique, Université Louis Pasteur, 3 rue de l'Université, F-67084 Strasbourg Cedex, France*

³*Departamento de Física, Universidad Nacional de la Plata, C.C. 67, (1900) La Plata, Argentina*

⁴*Facultad de Ingeniería, Universidad Nacional de Lomas de Zamora, Cno. de Cintura y Juan XXIII, (1832) Lomas de Zamora, Argentina.*

⁵*Andronikashvili Institute of Physics, Tamarashvili 6, 0177 Tbilisi, Georgia*

(Dated: December 2, 2024)

We study the magnetic excitations on top of the plateaux states recently discovered in spin-Peierls systems in a magnetic field. We show by means of extensive DMRG computations and an analytic approach that one single spin flip on top of $M = 1 - 2/N$ ($N=3,4,\dots$) plateau decays into N elementary excitations each carrying a fraction $1/N$ of the spin. This fractionalization goes beyond the well known decay of one magnon into two spinons taking place on top of the $M = 0$ plateau. Concentrating on the $1/3$ plateau ($N = 3$) we unravel the microscopic structure of the domain walls which carry fractional spin $1/3$, both from theory and numerics. These excitations are shown to be non-interacting and should be observable in X-ray and NMR experiments.

PACS numbers: 75.10 Jm, 75.10 Pq, 75.60 Ej

Constitutive elements of condensed systems and their interaction laws are all well known and in spite of this, modern condensed matter physics is a field where new fundamental concepts arise continuously, mainly due to strong correlation effects. The clue idea is that the emergent laws governing a system of many interacting bodies could have no direct relationship with the behavior of each individual member. In other words, the interaction processes could wash out the individual properties of the constituents and give rise to excitations of fundamentally new character [1]. Specifically, a new paradigm is now arising in the field of strongly correlated electron systems, where the concept of Fermi liquid theory is not applicable any more. Collective excitations with quantum numbers essentially different than those of the individual electrons are now predicted and observed in a variety of systems.

The earliest example arose in the 70-ies in the study of conducting polymers as polyacetylene. For this system, it was proposed that conduction was due to solitons carrying the electronic unit charge but no spin. The emergence of these quasiparticles carrying different quantum numbers than the original constituents, was understood as a consequence of electron-phonon interactions [2]. A more spectacular situation arise in a two dimensional layer of electrons in a high magnetic field. In the so called fractional quantum Hall effect regime at a certain filling fraction corresponding to a plateau in the conductivity, the charge of the elementary excitations is a fraction of the electronic charge. The statistical properties of these quasiparticles are intermediate between fermionic and bosonic and they are termed "anyons" [3].

Understanding the mechanisms through which collective processes could produce excitations different in char-



FIG. 1: Deconfined spinons in dimerised chain, connected black dots represent dimers - spin singlet combination of two neighboring spins, arrow is for free spin

acter than the original constituents of a solid state system, is currently under intense study. In particular, making specific predictions of the effects of these excitations on the experimental observations is a very important issue of modern condensed matter physics.

In studying the properties of many body systems, magnetic systems have provided a fertile playground especially for elucidating very important aspects of reduced dimensionality and strong correlations. When one flips the spin of an individual electron (say $S^z = -1/2 \rightarrow S^z = 1/2$) the total spin of the system changes by one unity, $\Delta S^z = 1$, so one has created an excitation carrying spin $S^z = 1$. In a three dimensional system this excitation was ascribed to be carried by a bosonic particle called a magnon, a quantum of a spin wave. It came as a big surprise when Fadeev and Takhtajan identified the elementary spin quantum number of a spinwave as $S^z = 1/2$ in the one dimensional world, calling them spinons [4]. One can "have a look" at these spinons if one introduces sufficiently strong frustration in the one-dimensional Heisenberg chain so that the ground state becomes dimerised. Then the spinon acquires a finite gap and it is visualized as a free spin separating the different domains of dimerization as depicted on Fig. .

Apart of the natural $S^z = 1/2$ value (which could still be ascribed to the individual electron) no other fractional values were observed in experiments.

The present Letter is devoted to the study of fractional spin excitations that go beyond the usual fractionalization of a magnon into two spinons discussed above. For example, as we discuss below, the excitations on top of the $M = 1/3$ plateau carry a fractional spin $S^z = 1/3$, which we dub “tertions”. This fractionalization takes place due to collective effects in certain magnetoelastic systems under a strong magnetic field. These excitations should be observable in Spin-Peierls systems like CuGeO_3 and in Ising antiferromagnetic chains susceptible to lattice deformations. These tertions should condense as a soliton lattice in the ground state of a system under a magnetic field greater than the value corresponding to the $M = 1/3$ plateau. This would allow to directly observe these objects in NMR, X-ray or neutron scattering experiments as has been the case of spinons [5, 6].

The lattice Hamiltonian of a frustrated spin chain coupled to adiabatic phonons in a magnetic field (H) is written as [7]

$$\mathcal{H} = \frac{1}{2}K \sum_i \delta_i^2 + J_1 \sum_i (1 - A_1 \delta_i) \vec{S}_i \cdot \vec{S}_{i+1} + J_2 \sum_i \vec{S}_i \cdot \vec{S}_{i+2} - H \sum_i S_i^z \quad (1)$$

H is measured in units where $g\mu_B = 1$, δ_i is the distortion of the bond between site i and $i+1$, K the spring constant and the first term corresponds to the elastic energy loss. J_1 sets the overall energy scale.

We have shown that plateaux can be present for magnetization values $M = 1 - 2/N$, with $N = 2, 3, 4, \dots$ being the length of the periodic cell of the ground state in units of the lattice constant. The actual presence of these plateau depends on the strength of frustration, except for the $M = 0$ plateau ($N = 2$) which is always present. The simplest non-trivial plateaux at $M = 1/3$ ($N = 3$) and $M = 1/2$ ($N = 4$) have been observed clearly in numerical simulations for moderate values of frustration J_2 and spin-lattice coupling A_1 [7].

We have found that these plateaux are due to the next-to-leading transfer processes becoming commensurate, in the first order of spin-phonon interaction, and they appear at special rational magnetization values in accordance with Ref. [8]. For the $M = 1/3$ plateau this corresponds to the process of transferring 2 particles from, say, the left to the right Fermi point, and for the $M = 1/4$ plateau, a process involving the transfer of 3 particles from the left to the right Fermi point. These plateaux are generically less wide than the zero magnetization plateau which is caused by the doubling of the amplitude of the basic transfer process at $M = 0$.

Close to the zero magnetization plateau, the modulation of the lattice distortions breaks into domains corresponding to a soliton lattice [9]. Domain walls carry spin $S^z = 1/2$ and are deconfined. In analogy to the above picture our purpose is to study the excitations on top of

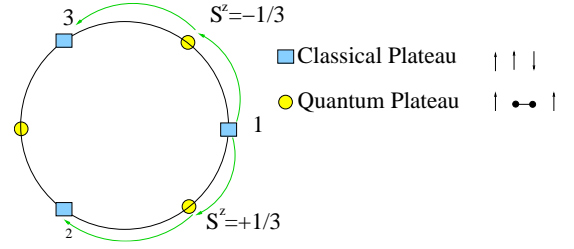


FIG. 2: Values of the (periodic) bosonic field for the different $M = 1/3$ ground states. Squares correspond to the three (classical) configurations and circles to the quantum counterpart [17].

the non-trivial magnetization plateaux at $M = 1 - 2/N$, $N = 3, 4, \dots$ to show that one spin-flip decays into N free fractional spin excitations, with spin $S^z = 1/N$. To this end, we analyze the formation of a soliton lattice on top of the $1/3$ plateau state, which is an up-up-down (uud) modulated structure in the frustrated antiferromagnetic spin chain coupled to adiabatic phonons. We developed a self consistent harmonic approximation (SCHA) in analogy to the zero magnetization case and our findings are fully confirmed by extensive DMRG computations.

Let us start from equation (9) of [7]. This is the starting continuum theory Hamiltonian for our approach.

$$H = H_0 + H_{ph} + H_{sp} \quad (2)$$

where H_0 is a Gaussian part describing the continuum low energy behavior of the Heisenberg spin chain in a magnetic field, H_{ph} is the adiabatic phonon part and H_{sp} is the interaction energy term given by Eq. (9) in [7].

For $k_F = \pi/3$ ($M = 1/3$) there are three inequivalent minima which are degenerate, which correspond to the three different uud arrangements. In terms of the phonon and bosonic fields, they correspond to $\delta_p(x) = \delta_0 \cos(2k_F(x + p))$ ($p = 0, 1, 2$) and $\sqrt{2\pi}\phi = 0, \pm 2\pi/3$ respectively. These three structures are clearly observed in the numerical simulations.

Very peculiar observation is that always singlets can appear in domain walls because when tunnelling from 1-st vacuum to second or third the field rests on the intermediate pseudo minimum in between (which turns out to be a portion of the quantum plateau yellow circles on Fig. 1)

Let us now analyze the excitations on top of the $M = 1/3$ plateau. In the pure spin case, the potential energy is given simply by $V[\phi] \propto \int dx \cos(3\sqrt{2\pi}\phi)$, which also has three degenerate minima [10]. From this potential, one immediately concludes that the excitations on top of the plateau correspond to massive kinks (whenever $V[\phi]$ is a relevant perturbation) interpolating between these inequivalent minima, and carry fractionalized spin $1/3$ [10].

In the spin-phonon case, the situation is more subtle, since now the three minima correspond to combined magneto-elastic configurations as we discussed above. To see how fractional spin kinks arise in that case, we resort to a SCHA along the lines of [11, 12, 13].

Following [11, 12, 13] we split ϕ into classical and quantum components: $\phi = \phi_c + \phi_q$. Using the value of k_F for $M = 1/3$ and keeping only commensurate terms, we arrive at the following potential for the classical bosonic field

$$V[\phi_c] \sim - \int dx \cos(3\sqrt{2\pi}\phi_c) \quad (3)$$

which led us to conclude that kinks are similar as those in the pure spin case, though now both spin and phonon modulations have to combine appropriately. Below we find the explicit expression for the local magnetization and bond modulations and compare them with our numerical results obtained by DMRG.

Let us start discussing how ϕ_c evolves as we walk around a chain with periodic boundary conditions. We start from the vacuum corresponding to $\sqrt{2\pi}\phi_c = 0$, then we have a tunnelling of $\sqrt{2\pi}\phi_c$ from $0 \rightarrow \frac{2\pi}{3}$, at the position of the first domain wall (let us call this point x_1), then a tunnelling process from $\frac{2\pi}{3} \rightarrow \frac{4\pi}{3}$ takes place (at x_2) and at the position of the third domain wall (x_3) the initial vacuum is restored by tunnelling $\frac{4\pi}{3} \rightarrow 0$. An analytic expression for ϕ_c can be built up as a product of three soliton solutions of the sine-Gordon model [14] centered at x_1 , x_2 and x_3 . It reads:

$$3\sqrt{2\pi}\phi_c(x) = \frac{1}{8\pi^2} [4 \arctan(\exp((x-x_1)/\xi)) (2\pi + 4 \arctan(\exp((x-x_2)/\xi))) (4\pi + 4 \arctan(\exp((x-x_3)/\xi)))] \quad (4)$$

with ξ being the soliton width. From Eq. 4 and the bosonization formulae connecting $\phi(x=ia)$ with S_i^z [15] we extract the local magnetization of every three sites:

$$\begin{aligned} \langle S_\alpha^z(3x) \rangle &= \frac{1}{6\pi} \partial_x \phi_c(x) - B_1 (\cos(\sqrt{2\pi}\phi_c(x) + \frac{4\pi}{3}\alpha)) \\ &\quad - B_2 \cos(2\sqrt{2\pi}\phi_c(x) + \frac{8\pi}{3}\alpha) + \frac{1}{6}, \end{aligned} \quad (5)$$

The modulations are obtained within the SCHA [12] by a similar fitting procedure

An important observation is that singlets can appear within domain walls because when tunnelling from one vacuum to another the field passes through the intermediate pseudo minimum in between, which is exactly a portion of the quantum plateau [16, 17] (See Fig. 2).

We now undertake a numerical analysis of the lattice deformations (δ_i) and the local magnetization ($\langle S_i^z \rangle$) around the plateaux at $M = \frac{1}{3}$ and $M = \frac{2}{3}$. We have used

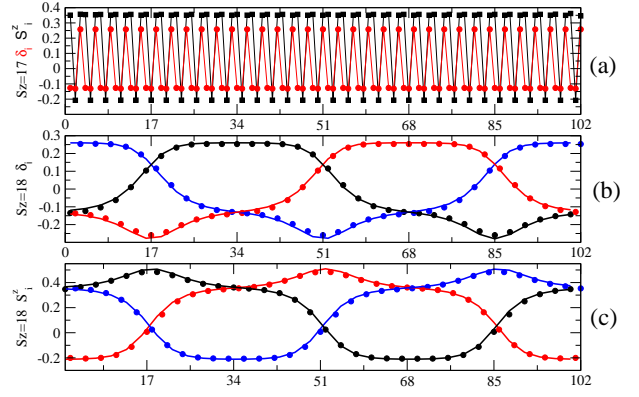


FIG. 3: DMRG solution of the adiabatic equation for $N_s = 102$, $J_2 = 0.5$ and $A_1 = 0.6$. (a) δ_i (red symbols) and S_{zi} (black symbols) at total magnetization $S_z^{tot} = 17$ (corresponding to $M = \frac{1}{3}$ in our system). (b) and (c) show δ_i and S_{zi} for $S_z^{tot} = 18$ (corresponding to the next magnetization over $M = \frac{1}{3}$). We have separated the system in three sublattices to have smooth variation of the distortion and local magnetization. The solid lines in (b) and (c) correspond to a fitting of the soliton solution as given by Eq. 5. Three well defined excitations are seen what we call 'tertions'.

an iterative method based in a DMRG procedure to solve the adiabatic equation corresponding to Hamiltonian (1) along the lines stated in Ref. [7]

We start by studying the state for a value of S_z^{tot} corresponding to $M = \frac{1}{3}$ and one unit of magnetization above it. This last state is the first accessible one when an external magnetic field is increased infinitesimally above the one third plateau. The identification of this excitation permits a physical interpretation of the plateau origin. In addition, as for the case near $M = 0$ in the Spin-Peierls materials CuGeO_3 [5], the lattice deformation we predict could be measured in X-ray or neutron scattering experiments. The local magnetic texture could otherwise be seen in NMR experiments [6].

In Fig. 4(a) we show the results for the chain of 102 sites at $S_z^{tot} = 17$ corresponding to $M = \frac{1}{3}$. The up-down structure is clearly seen. This corresponds to a weak-weak-strong structure for the bonds. Fig. 4(b) and (c) show respectively δ_i and S_i^z for $S_z^{tot} = 18$. We have chosen this lattice size because a periodic pattern is expected with spatial periodicity of 34 sites. We enforce this periodicity in our numerical calculation in order to improve the convergence of the method (see Ref. [36] of [7]).

The patterns obtained for δ_i and S_i^z are oscillatory on the scale of the lattice sites. We separate the lattice in three different sublattices to extract the smooth variations of the relevant quantities. Three different excitations are clearly identified which are characterized as domain walls of the uud order. As the total spin of this state is $S^z = 1$ above the $M = 1/3$ state, each excitation carries $S^z = 1/3$ and for this reason we term them ter-

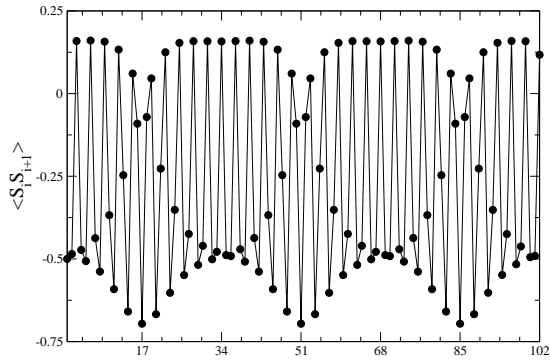


FIG. 4: DMRG solution for the same set of parameter used in Fig.(3) for the local spin-spin correlation function

tions. Moreover, a very accurate fitting could be found between the DMRG results and the analytic expression (5). Lines on Fig. 3(c) were obtained from this expression with parameters $B_1 = 0.35$, $B_2 = 0.03$ and $\xi = 4.5$. This last value corresponds to a soliton width of three lattice sites thus the real width is around 14 lattice constants. The overall coincidence between the bozonization results and the DMRG calculation confirms that the excitations correspond to solitons with fractionalized spin $S^z = 1/3$.

Finally, let us analyze the internal structure of these tertions. It can be seen in Fig. 3(c) that S^z almost vanishes at sites 17-18, 51-52 and 85-86, *i.e.* at the domain wall positions. Care has to be taken when fitting δ_i and S^z_i since the first is a link variable and the second is located at the sites.

This fact points towards a singlet formation as we have predicted theoretically. In fact, we have calculated the spin-spin correlation $\langle \mathbf{S}_i \cdot \mathbf{S}_{i+1} \rangle$ and obtained the value $\sim -\frac{3}{4}$ at the bonds where the tertions are located (as on Fig. 4). This gives an additional confirmation that the heart of the excitation we found is a spin singlet state. In Fig. 5 we show a scheme of the local magnetic structure of the tertions to be compared with spinons of Fig. . Note that the shift in the uud structure takes place through the dimer-singlet bond. In other words the system tunnels between the two classical uud ground state through an essentially quantum state formed by the singlet and the two surrounding spins which are fully polarized. This is precisely the scenario predicted by the bosonization analyzes.

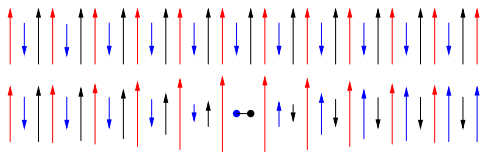


FIG. 5: Scheme of the magnetic structure of the state at $M = \frac{1}{3}$ (upper panel) and a tertion (lower panel) as given by DMRG calculation for the same parameters of Fig. 3. The length of the arrows are proportional to $\langle S^z_i \rangle$

In conclusion we have shown that plateaux in magnetoelectric systems, independently of the mechanism that produces it, involve the development of a soliton lattice at the thresholds. We have also shown that soliton-domain walls carry fractional spin values which are generically smaller than $1/2$, *e.g.* for the excitations around the $M = 1/3$ plateau, quasiparticles with fractional spin $S^z = 1/3$ arise. We have also identified the core of the domain wall as a singlet in the case of the $M = 1/3$ plateau. We hope that our predictions will stimulate further high field experiments on spin-Peierls compounds.

We thank R. Santachiara, A. Tennant and G. Uhrig for helpful discussions. This work was partially supported by ECOS-Sud Argentina-France collaboration (Grant A04E03), PICS CNRS-CONICET (Grant 18294), PICT ANCYPT (Grant 03-12409), and PIP CONICET (Grant 5306).

-
- [1] P.W. Anderson, Science, **177**, 393-396 (1972)
 - [2] A. Heeger, Rev. Mod. Phys. **73**, 681 (2001)
 - [3] T. Chakraborty, P. Pietilainen. The Quantum Hall Effects: Integral and Fractional (Springer Series in Solid-State Sciences, Vol 85).
 - [4] L.D. Fadeev and L. Takhtajan, Phys. Lett. A **85** 375 (1981).
 - [5] V. Kiryukhin, B. Keimer, J.P. Hill and A. Vigliante, Phys. Rev. Lett. **76**, 4608 (1996), H. M. Rønnow, M. Enderle, D.F. McMorrow, L.-P. Regnault, G. Dhalenne, A. Revcolevschi, A. Hoser, K. Prokes, P. Vorderwisch and H. Schneider, Phys. Rev. Lett. **84**, 4469 (2000).
 - [6] M. Horvatic, Y. Fagot-Revurat, C. Berthier, G. Dhalenne and A. Revcolevschi, Phys. Rev. Lett. **83**, 420 (1999).
 - [7] T. Vekua, D.C. Cabra, A. Dobry, C. Gazza and D. Poilblanc, Phys. Rev. Lett. **96** 17205 (2006).
 - [8] M. Oshikawa, M. Yamanaka and I. Affleck, Phys. Rev. Lett. **78** 1984 (1997).
 - [9] S. A. Brazovskii, S. A. Gordyunin, and N. N. Kirova, JETP Lett. Vol. 31, No. 8, 456 (1980).
 - [10] P. Lecheminant and E. Orignac, Phys. Rev. B **69**, 174409 (2004).
 - [11] R. Dashen, B. Hasslacher and A. Neveu, Phys. Rev. D **11**, 3424 (1975).
 - [12] T. Nakano and H. Fukuyama, J. Phys. Soc. Jpn. **49**, 1679 (1980).
 - [13] A. Dobry and D. Ibaceta, Phys. Rev. B **58**, 3124 (1998).
 - [14] R. Rajaraman, Solitons and Instantons, Amsterdam: New-Holland (1982).
 - [15] T. Giamarchi, Quantum Physics in One Dimension, Oxford University Press UK (2003)
 - [16] D. C. Cabra and M. D. Grynberg, Phys. Rev. B **59**, 119 (1999).
 - [17] K. Hida and I. Affleck, J. Phys. Soc. Jpn. **74**, 1849 (2005).