

# Exact results for curvature-driven coarsening in two dimensions

Jeferson J. Arenzon,<sup>1</sup> Alan J. Bray,<sup>2</sup> Leticia F. Cugliandolo,<sup>3,4</sup> and Alberto Sicilia<sup>3</sup>

<sup>1</sup>*Instituto de Física, Universidade Federal do Rio Grande do Sul, CP 15051, 91501-970 Porto Alegre RS, Brazil*

<sup>2</sup>*School of Physics and Astronomy, University of Manchester, Manchester M13 9PL, UK*

<sup>3</sup>*Université Pierre et Marie Curie – Paris VI, LPTHE UMR 7589, 4 Place Jussieu, 75252 Paris Cedex 05, France*

<sup>4</sup>*LPTENS UMR 8549 24, Rue Lhomond 75321 Paris Cedex 05, France*

(Dated: December 2, 2024)

We consider the statistics of the areas enclosed by domain boundaries (“hulls”) during the curvature-driven coarsening dynamics of a two-dimensional nonconserved scalar field from a disordered initial state. We show that the number of hulls per unit area that enclose an area greater than  $A$  has, for large time  $t$ , the scaling form  $N_h(A, t) = 2c/(A + \lambda t)$ , demonstrating the validity of dynamical scaling in this system, where  $c = 1/8\pi\sqrt{3}$  is a universal constant. Domain areas (which exclude the areas of any subdomains) have a similar distribution up to very large values of  $A/\lambda t$ . Identical forms are obtained for coarsening from a critical initial state, but with  $c$  replaced by  $c/2$ .

Coarsening dynamics has attracted enormous interest over the last 40 years. The classic scenario concerns a system that in equilibrium exhibits a phase transition from a disordered high-temperature phase to an ordered low-temperature phase in which the symmetry of the high-temperature phase is broken. The simplest example is, perhaps, the Ising ferromagnet. When the system is cooled rapidly through the transition temperature, domains of the two ordered phases form and grow (“coarsen”) with time under the influence of the interfacial surface tension, which acts as a driving force for the domain growth [1, 2, 3].

While phase transitions provide the traditional arena for coarsening dynamics, there are many other examples, including soap froths [4], breath figures [5], granular media [6], and interfacial fluctuations [7]. A common feature of nearly all such coarsening systems is that they are well described by a dynamical scaling phenomenology in which there is a single characteristic length scale,  $L(t)$ , which grows with time. If dynamical scaling holds, the domain morphology is statistically the same at all times when all lengths are measured in units of  $L(t)$ . The assumption of dynamical scaling also makes possible a determination of the length scale  $L(t)$  for a large class of coarsening systems [3, 8].

Despite the success of the scaling hypothesis in describing experimental and simulation data, its validity has only been proved for very simple models, including the exactly soluble one-dimensional Glauber-Ising model [9] and the nonconserved  $O(n)$  model in the limit  $n \rightarrow \infty$  [10]. Another noteworthy exact result is the Lifshitz-Slyozov derivation of the domain-size distribution for a conserved scalar field in the limit where the minority phase occupies a vanishingly small volume fraction [11]. The only other exact results, to our knowledge, for domain-size distributions in coarsening dynamics are for the zero-temperature Glauber-Potts [12] and time-dependent Ginzburg-Landau [13] models in one dimension.

In the present work we obtain some exact results for

the coarsening dynamics of a nonconserved scalar field in two dimensions, demonstrating explicitly, *en passant*, the validity of the scaling hypothesis for this system. To do this, we use a continuum model in which the velocity,  $v$ , of each element of a domain boundary is proportional to the local interfacial curvature,  $\kappa$ :

$$v = -(\lambda/2\pi)\kappa, \quad (1)$$

where  $\lambda$  is a material constant with the dimensions of a diffusion constant, and the factor  $1/2\pi$  is for later convenience. Equation (1) is the Allen-Cahn equation [2], and may be derived from the time-dependent Ginzburg-Landau equation for the underlying order-parameter field [2, 3].

From Eq. (1), we can immediately deduce the time-dependence of the area contained within any finite hull (i.e., the interior of a domain boundary) by integrating the velocity around the perimeter of the hull:  $dA/dt = \oint v dl = -(\lambda/2\pi) \oint \kappa dl = -\lambda$ , the final equality following from the Gauss-Bonnet theorem. At any given time  $t$ , therefore, hulls with original area smaller than  $\lambda t$  will have disappeared from the system, and the areas of surviving hulls will have decreased by  $\lambda t$ . In other words, the entire distribution of hull areas is advected uniformly to the left at rate  $\lambda$ . If  $N_h(A, t)$  is the number of hulls per unit area of the system with area greater than  $A$ , it follows that

$$N_h(A, t) = N_h(A + \lambda t, 0), \quad (2)$$

for all  $A > 0$ .

To determine the initial condition we note that, shortly after the quench from the high temperature phase, the system is at the critical point of continuum percolation. Cardy and Ziff [14] have shown that the number of percolation hulls, per unit area of the system, with area greater than  $A$  has, for large  $A$ , the universal asymptotic form

$$N_p(A) \sim c/A \quad (3)$$

where  $c = 1/8\pi\sqrt{3}$  is a universal constant. This result provides the desired initial condition,  $N_h(A, 0) = 2N_p(A)$ , in Eq. (2), giving

$$N_h(A, t) = \frac{2c}{A + \lambda t}, \quad (4)$$

where the factor 2 arises from fact that there are two types of hull, corresponding to the two phases, while the Cardy-Ziff result accounts only for clusters of occupied sites (and not clusters of unoccupied sites). From this result one immediately derives the hull area density function,  $n_h(A, t) = -\partial N_h(A, t)/\partial A$ , where  $n_h(A, t) dA$  is the number of hulls, per unit area of the system, having area in the interval  $(A, A + dA)$ :

$$n_h(A, t) = \frac{2c}{(A + \lambda t)^2}. \quad (5)$$

Notice that Eq. (4) has the expected scaling form  $N_h(A, t) = t^{-1}f(A/t)$  corresponding to a system with characteristic area proportional to  $t$ . This corresponds to characteristic length scale  $L(t) \sim t^{1/2}$ , which is the known result if scaling is *assumed* [3]. Here, however, we do not *assume* scaling – rather, it emerges from the calculation. Furthermore, the conventional scaling phenomenology is restricted to the “scaling limit”:  $A \rightarrow \infty$ ,  $t \rightarrow \infty$  with  $A/t$  fixed. Equation (4), by contrast, is valid whenever  $t$  is sufficiently large, and does not (at least on the continuum) require large  $A$ . This follows from the fact that, for large  $t$ , the form (4) probes, for any  $A$ , the tail (i.e. the large- $A$  regime) of the Cardy-Ziff result (3), which is just the regime in which the latter is valid.

It is, however, instructive to consider what can be deduced from scaling alone, augmented by the drift equation (2). The general scaling form corresponding to a scale area  $t$  is  $N_h(A, t) = t^{-\phi} f(A/t)$ , with arbitrary exponent  $\phi$ . Consistency with (2) requires that  $N_h(A, t)$  depends on  $A$  only through the combination  $A + \lambda t$ , forcing  $N_h(A, t) \propto (A + \lambda t)^{-\phi}$ . Finally,  $\phi = 1$  is fixed by the requirement that there be of order one hull per scale area, i.e.  $N_h(0, t) \propto 1/\lambda t$ . Thus, for an internally consistent picture, one requires  $N_h(A, 0) \propto A^{-1}$  for large  $A$ , and it is gratifying that the Cardy-Ziff result not only has this form but also provides the exact value of the proportionality constant.

To test the result for the area density of hulls, we compare the prediction (5) to results from numerical simulations in Fig. 1. The simulations were carried out on the two-dimensional square-lattice Ising model with periodic boundary conditions using a heat-bath algorithm with random sequential updates. All data have been obtained using systems with size  $10^3 \times 10^3$  and  $2 \times 10^3$  samples. We mimic an instantaneous quench from infinite temperature with a random initial condition with spins pointing up or down with probability 1/2. For simplicity we focus here on zero working temperature. In a future publication [17]

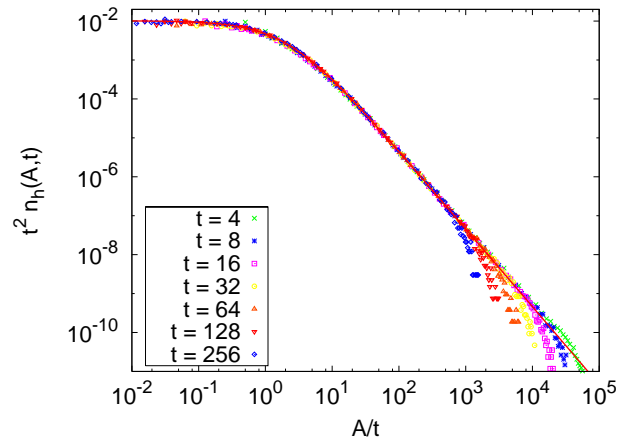


FIG. 1: (Colour online) Number density of hulls per unit area for the zero temperature dynamics of the  $2d$  Ising model evolving from an infinite temperature initial condition. The full line is the prediction (5) with  $c = 1/8\pi\sqrt{3}$  and  $\lambda = 2.1$ .

we shall show that the full temperature dependence enters only through the value of the parameter  $\lambda$ , which sets the time scale, as predicted. The data are plotted in log-log form to test the prediction  $n_h(A, t) \propto A^{-2}$  for large  $A$ . The data are in remarkably good agreement with the prediction (5) – shown as a continuous curve in Fig. 1 – over the whole range of  $A$  and  $t$ . The only fitting parameter is  $\lambda$ , which has the value  $\lambda = 2.1$  in Fig. 1.

The agreement between theory and data is all the more impressive given that the curvature-driven growth underlying the prediction (5) only holds in a statistical sense for the lattice Ising model [15].

Note that the mean hull area, per unit area of the system, diverges with the system size:  $\langle A \rangle = \int_0^{A_{sys}} dA A n_h(A, t) \sim 2c \ln(A_{sys}/\lambda t)$ , where we have introduced an upper cut-off,  $A_{sys}$ , equal to the area of the system. The fact that the total hull area exceeds the area of the system seems paradoxical until one notes that a given point in space belongs to many hulls.

More interesting is the distribution of *domain* areas,  $n_d(A, t)$ , which are the areas of regions of aligned spins [16]. Domains are obtained from hulls by removing any interior hulls. The domain area distribution  $n_d(A, t)$  (number density of domains with area  $A$ , per unit area) of the  $2d$  Ising model evolving at zero temperature after a quench from infinite temperature is shown in Fig. 2.

Remarkably, the domain area distribution,  $n_d$ , seems to be almost identical to the hull distribution  $n_h$ , Eq. (5), with the *same* prefactor  $2c$  and the same value of  $\lambda$ . However, it is clear that the total domain area, per unit area of the system, must be equal to unity since every spin belongs to one, and only one, domain. It follows that the  $A^{-2}$  tail in  $n_d(A)$  cannot continue to arbitrarily large areas: It must be cut off naturally by the scaling function at a scale proportional to the scale area  $\lambda t$ , but

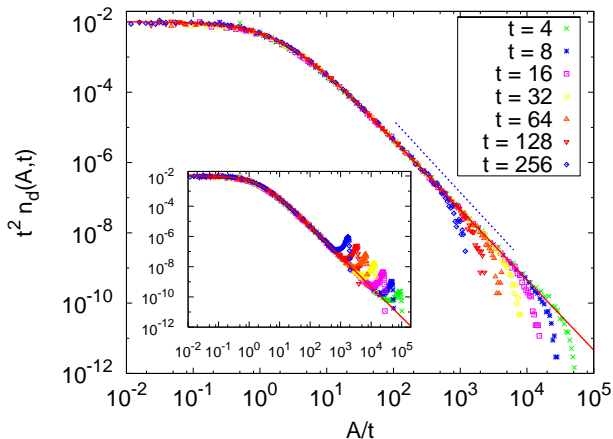


FIG. 2: (Colour online) Number density of domains per unit area for the zero-temperature dynamics of the 2d Ising model evolving from an infinite temperature initial condition. In the main panel the percolating domains have been extracted from the analysis. The full (red) line is the function in (5) with  $c = 1/8\pi\sqrt{3}$  and  $\lambda = 2.1$ . The dotted (blue) line has slope  $-2.05$  (see text). In the inset we show the same data including the percolating clusters: The bumps on the tail, as well as the downward deviations from the scaling curve in the main panel, are their contributions visible at finite size.

presumably with a very large proportionality constant, or the power law has to be modified.

Adopting the first possibility, we can crudely estimate the proportionality constant as follows. Let us introduce an upper cut-off at an area  $A_c = k\lambda t$ . Then the total domain area per unit area is

$$1 = 2c \int_0^{k\lambda t} \frac{dA A}{(A + \lambda t)^2} \simeq 2c \ln k, \quad (6)$$

from which we deduce  $k \simeq \exp(1/2c) \simeq 2.8 \times 10^9$ . It follows that any departure of the *domain* area distribution from the same scaling form (5) that describes hull areas would only be observable in systems containing domains nine orders of magnitude larger than typical domain sizes!

A different way in which  $n_d(A, t)$  can have a finite first moment is for this quantity to decay asymptotically as  $A^{-\tau}$ , with  $\tau$  slightly larger than two. Such an exponent characterizes, for example, the probability distribution of cluster masses in 2d percolation,  $\tau = 187/91 \approx 2.05$  [18]. Unfortunately, it is impossible to distinguish a power law with  $\tau = 2$  or 2.05 from our numerical data: Both exponents describe the power-law tail equally well, as shown in Fig. 2.

The method used to derive our fundamental result, Eq. (5), can be extended to the case where the initial condition corresponds to a quench from an equilibrium state at the critical temperature,  $T_c$ , instead of a quench from high temperature. This case has already been addressed, for general space dimension, in the context of coarsening

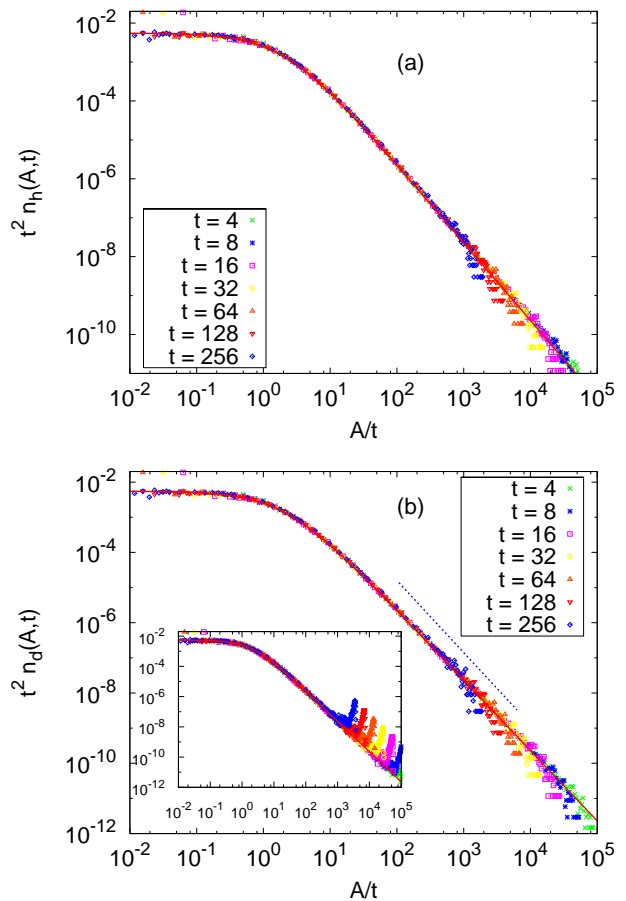


FIG. 3: (Colour online) Number density of hulls (a) and domains (b) per unit area for the zero-temperature 2d Ising model evolving from a critical initial condition. We obtained the initial states after running  $10^3$  Swendsen-Wang algorithm steps. The full (red) line represents (5) with  $c \rightarrow c/2$  and  $\lambda = 2.1$ . The dotted line (blue) has slope  $-2.05$ . The inset shows the same data including the contributions from the percolating domains.

from an initial state with long-ranged spatial correlations [19]. It was argued that the characteristic scale  $L(t)$  still grows as  $t^{1/2}$ , since the growth is curvature driven, but the space and time correlation functions are modified if the spatial correlations in the initial state are sufficiently long-ranged [19]. The statistics of hull and domain areas, however, were not discussed.

It is clear that the evolution of the hull area distribution follows the same “advection law” (2), with the same value of  $\lambda$ , as before. Only the initial condition is different. In place of the continuum percolation statistics that characterise the initial state after a quench from high temperature, the initial state for a quench from  $T_c$  is characterised by the statistics of Ising cluster hulls at the critical point. The area distribution of the hulls of these clusters has been studied by Cardy and Ziff [14]. The result has a form identical to Eq. (3), but with  $c$  re-

placed by  $c/2$ . We predict, therefore, that our results for the hull and domain area distributions can be generalised to this case by simply making the replacement  $c \rightarrow c/2$  everywhere, and keeping the value of  $\lambda$  unchanged. In Fig. 3 we compare this prediction to the number density of hulls (a) and domains (b) in the  $2d$  Ising model evolving at  $T = 0$  from a critical initial condition, once more obtaining excellent agreement.

Interestingly, similar results are obtained for the  $2d$  random ferromagnet, at least at time-scales in which activation is not too important. In Fig. 4 we display data obtained at  $T = 0.5$  after a quench from infinite temperature. This low but finite working temperature is enough to avoid the complete pinning of domain walls by the quenched disorder but thermal fluctuations do not modify dramatically the number density of large areas [20].

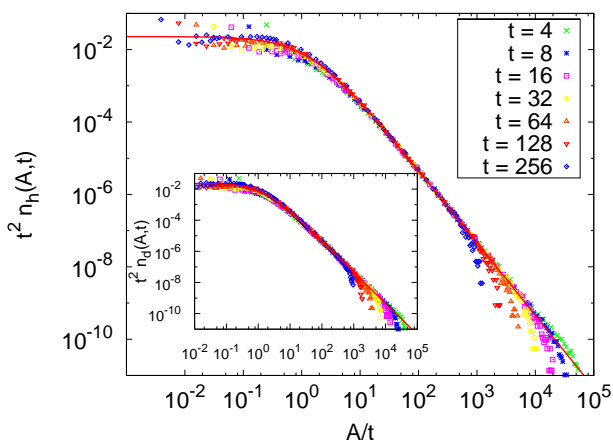


FIG. 4: (Colour online) Number density of hulls and domains (inset) per unit area for the  $2d$  random ferromagnetic Ising model with a uniform distribution of exchanges in the interval  $[0.75, 1.25]$ . The system evolves at  $T = 0.5$  after a quench from infinite temperature. The full (red) line represents (5), with  $\lambda = 1.4$ .

In summary, we have obtained exact results for the area statistics of domain hulls during the phase-ordering dynamics of two-dimensional systems coarsening under curvature driven growth. Notably, these results include a proof of the scaling hypothesis for these systems. The results are strongly supported by simulations of Ising systems, suggesting a strong degree of universality in this class of systems. The domain area distribution is indistinguishable from the hull distribution for system sizes accessible to simulation.

AJB and LFC thank Raphael Blumenfeld, John Cardy, Deepak Dhar, Claude Godrèche, Satya Majumdar, Peter Sollich, and Robin Stinchcombe for very useful discussions. AJB and LFC thank the Isaac Newton Institute,

Cambridge, and JJA the LPTHE Jussieu, Paris, for their hospitality during the period when this work was being carried out. JJA, LFC and AS acknowledge financial support from Capes-Cofecub research grant 448/04. JJA is partially supported by the Brazilian agencies CNPq and FAPERGS. LFC is a member of Institut Universitaire de France.

- 
- [1] I. M. Lifshitz, Zh. Eksp. Teor. Fiz. **42**, 1354 (1962) [Sov. Phys. JETP **15**, 939 (1962)].
  - [2] S. M. Allen and J. W. Cahn, Acta Metall. **27**, 1085 (1979).
  - [3] A. J. Bray, Adv. Phys. **43**, 357 (1994), and references therein.
  - [4] W. Y. Tam, A. D. Rutenberg, B. P. Vollmayr-Lee, and K. Y. Szeto, Europhys. Lett. **51**, 223 (2000), and references therein.
  - [5] M. Marcos-Martin, D. Beysens, J. P. Bouchaud, C. Godrèche, and I. Yekutieli, Physics A **214**, 396 (1995).
  - [6] I. Aranson and L. S. Tsimring, Rev. Mod. Phys. **78**, 641 (2006).
  - [7] M. Siegert, Phys. Rev. Lett. **73**, 1517 (1994); L. Golubovic, Phys. Rev. Lett. **78**, 90 (1997); D. Moldovan and L. Golubovic, Phys. Rev. E **61**, 6190 (2000).
  - [8] A. J. Bray and A. D. Rutenberg, Phys. Rev. E **49**, R27 (1994); Phys. Rev. E **51**, 5499 (1995).
  - [9] J. G. Amar and F. Family, Phys. Rev. A **41**, 3258 (1990); A. J. Bray, J. Phys. A **23**, L67 (1990).
  - [10] A. Coniglio and M. Zannetti, Europhys. Lett. **10**, 575 (1989).
  - [11] I. M. Lifshitz and V. V. Slyozov, J. Phys. Chem. Solids **19**, 35 (1961).
  - [12] B. Derrida and R. Zeitak, Phys. Rev. E **54**, 2513 (1996).
  - [13] A. J. Bray, B. Derrida, and C. Godrèche, Europhys. Lett. **27**, 175 (1994).
  - [14] J. Cardy and R. M. Ziff, J. Stat. Phys. **110**, 1 (2003).
  - [15] A. D. Rutenberg, Phys. Rev. E **54**, R2181 (1996) has shown that lattice anisotropy also induces a very small anisotropy in the coarsening structure.
  - [16] See T. B. Liverpool, Physica A **224**, 589 (1996) and M. Fialkowski and R. Holyst, Phys. Rev. E **66**, 046121 (2002) for earlier studies of this problem.
  - [17] J. J. Arenzon, A. J. Bray, L. F. Cugliandolo, and A. Sicilia, in preparation.
  - [18] D. Stauffer and A. Aharony, *Introduction to percolation theory*, 2nd ed. (Taylor & Francis, London, 1994). W. Janke and A. M. J. Schakel, Phys. Rev. E **71**, 036703 (2005).
  - [19] A. J. Bray, K. Humayun, and T. J. Newman, Phys. Rev. B **43**, 3699 (1991).
  - [20] In [17] we eliminate thermal fluctuations within the domains by using a modification of the algorithm developed in H. Hinrichsen and M. Antoni, Phys. Rev. E **57**, 2650 (1998), and by B. Derrida, Phys. Rev. E **55**, 3705 (1997), finding similar results.