

Ballistic magnetoresistance in small-size carbon nanotubes devices

S. Krompiewski^a, Gianaurelio Cuniberti^b

^a*Institute of Molecular Physics, Polish Academy of Sciences, M. Smoluchowskiego 17, 60-179 Poznań, Poland*

^b*Institute for Theoretical Physics, University of Regensburg, D-93040 Regensburg, Germany*

Abstract

We theoretically study the magnetoresistance of single wall carbon nanotubes (SWCNTs) in the ballistic transport regime, using a standard tight-binding approach. The main attention is directed to spin-polarized electrical transport in the presence of either axial or perpendicular magnetic field. The method takes into account both Zeeman splitting as well as size and chirality effects. These factors (along with a broadening of energy levels due to a strong nanotube/electrode coupling) lead, in ultra small SWCNTs, to serious modifications in profile of the Aharonov-Bohm oscillations. Other noteworthy findings are that in the parallel configuration (axial magnetic field) the ballistic magnetoconductance is negative (positive) for armchair (semiconducting zigzag) nanotubes, whereas in the perpendicular configuration the magnetoresistance is nearly zero both for armchair and zigzag SWCNTs.

PACS: 81.07.De; 75.47.De; 75.47.Jn

Keywords: carbon nanotubes; spin-dependent transport; magnetoresistance

Introduction Electron properties of single wall carbon nanotubes (SWCNTs) depend on their chirality, *i.e.* on how a graphene strip is rolled into a cylinder. The chirality is uniquely determined by the so-called wrapping vector (n, m) defined in terms of graphene primitive vectors. In this study we restrict ourselves to (armchair) (n, n) -type nanotubes and (zigzag) $(n, 0)$ -type ones. It is well-known that the former are metallic, whereas the latter can be semiconducting unless n is a multiple of 3. Yet it was predicted theoretically (see Ref. [1] and references therein) and confirmed experimentally [2,3] that a nominally semiconducting SWCNT could be turned into a metallic one (and vice versa) upon application of an axial magnetic field. Here we study the effect of reduction of the nanotube size on the conductance, and show that nanotubes whose length and diameter are close to each other cannot serve as efficient magneto-electrical switches. Additionally, we calculate the magnetic field induced spin current (in the linear response regime) and show that it depends critically both on the chirality of SWCNTs and mutual orientation of the external field and the nanotube axis.

Method and Results Our starting point is a model, extensively described in Ref. [4,5], which proved to successfully describe electrical transport through SWCNTs end-contacted to metal electrodes. In this work, we additionally introduce an external magnetic field (B) as (i) a Zeeman splitting ($\pm \frac{1}{2} g \mu_B B$) to the diagonal matrix elements of the tight-binding hamiltonian, and (ii) the

standard Peierls substitution. The latter is implemented by renormalizing the off-diagonal hopping parameters as $t(B) \rightarrow t \exp(i 2\pi \varphi / \Phi_0)$, where $\Phi_0 = h/e$ denotes the flux quantum. The hopping integral is $t = 2.7$ eV, and the general expression for the flux φ reads

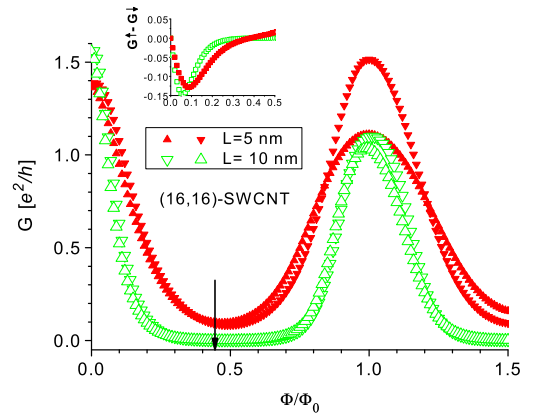


Fig. 1. Axial magnetic field magnetoresistance of (16,16)-SWCNTs circa 5 and 10 nm in length (L), against the normalized magnetic flux. The inset shows the difference in conductance of majority- and minority-spin carriers.

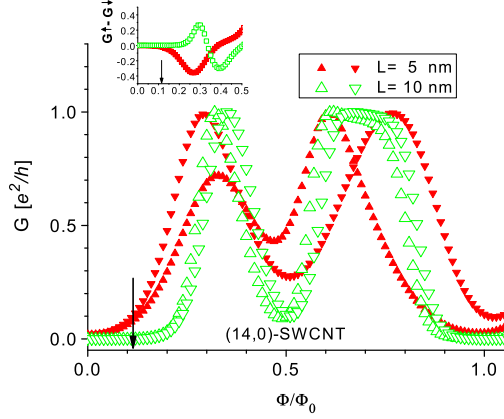


Fig. 2. As Fig. 1 but for a zigzag (14,0) SWCNT. The inset shows that at magnetic fields within reach of a lab, there is practically no conductance spin-splitting.

$$\varphi = \begin{cases} \frac{\Delta x}{C} \Phi, & \text{for parallel fields,} \\ \left(\frac{C}{2\pi}\right)^2 \frac{B \Delta y}{\Delta x} \left[\cos \frac{2\pi x}{C} - \cos \frac{2\pi(x+\Delta x)}{C} \right], & \text{for perpendicular fields.} \end{cases} \quad (1)$$

Here $\Phi = B\pi(\frac{C}{2\pi})^2$ is the parallel magnetic flux piercing a SWCNT's perimeter $C = a\sqrt{n^2 + m^2 + mn}$, $a = 2.49\text{\AA}$ is the graphene lattice constant and x (y) is a circumferential (axial) coordinate.

Figures 1-2 show the ballistic magnetoconductance spectra in the parallel configuration for armchair and zigzag SWCNTs, whereas the respective insets present spin polarization of the conductance as a function of normalized magnetic flux Φ/Φ_0 . In all the figures the up- and down-triangle markers relate to \uparrow and \downarrow spin contributions to the conductance. Open and closed markers refer to longer (10 nm) and shorter (5 nm) nanotubes, respectively. For clarity of presentation, a vertical arrow pointing to the field value of $B = 500\text{ T}$ is also shown.

As evident in Fig. 1, with increasing lengths the conductance of armchair tubes decreases to zero at $\Phi = \Phi_0/2$ and $3\Phi_0/2$ approaching the “ h/e ” Aharonov-Bohm periodicity. Remarkably, the magnetoconductance is predominantly negative and the spin-polarization ($G_\uparrow - G_\downarrow$) is quite noticeable although very hardly L -dependent. This is in contrast to what is depicted in Fig. 2, for the case of a semi-conducting zigzag tube, which shows no spin-splitting of the conductance (see Inset) and positive magnetoconductance. Finally Fig. 3 shows that, in the perpendicular field configuration, there is a considerable conductance spin-splitting for armchair SWCNT. The magnetoresistance is however very weak ($G_\uparrow + G_\downarrow$ is roughly independent of B at accessible magnetic fields).

Conclusions For ultra short SWCNTs (lengths and diameters of comparable size), the ballistic magnetoconductance at axial magnetic fields is drastically changed. In particular, instead of distinct gaps in the conductance spectrum only pseudo-gaps, *i.e.* regions with suppressed but finite

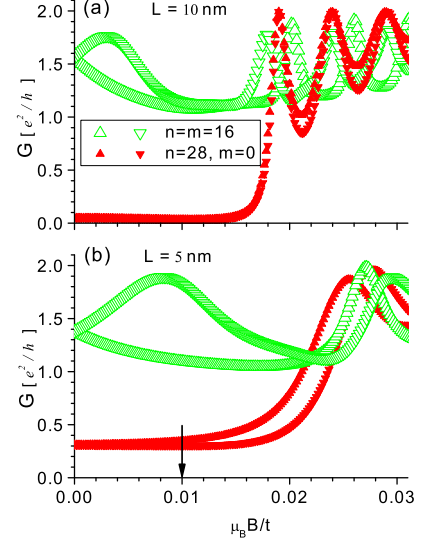


Fig. 3. The effect of the SWCNT chirality and length (L) on the spin-resolved conductance at perpendicular magnetic field B . (a) $L \sim 10$ nm, (b) $L \sim 5$ nm. Note that the conductance is strongly spin-split already at relatively small B in the armchair case in contrast to the zigzag one. Moreover the ultra short zigzag SWNT in (b) turns out to be conductive even at $B = 0$, due to the fact that its length and diameter are comparable (resulting in extra broadening of energy levels and closure of the energy gap).

conductance occur. At perpendicular B , in turn, the finite-length effect is still quite pronounced for zigzag nanotubes, in contrast to armchair ones for which there are no major changes in the total G vs B spectra. It has been also found that both magnetoresistance and electrical spin-polarized conductance are basically chirality-, diameter- and length-dependent. However ballistic magnetoresistance practically vanishes for the perpendicular configuration because its spin-dependent components compensate each other. As regards the parallel configuration, the ballistic magnetoresistance is positive for armchair and negative for zigzag SWCNTs.

Acknowledgements This work was funded by the EU grant CARDEQ under contract IST-021285-2, the DFG collaborative research center “Spin phenomena in reduced dimensions” (SFB 689/A3) and by the Volkswagen Foundation under grant No. I/78 340. SK acknowledges the Poznań Supercomputing and Networking Center for the computing time.

References

- [1] T. Ando, *J. Phys. Soc. Jpn.* 74 (2005), p. 777.
- [2] U. C. Coskun *et al.*, *Science* 304 (2004), p. 1132.
- [3] S. Zaric *et al.*, *Science* 304 (2004), p. 1129.
- [4] S. Krompiewski, *phys. stat. sol. (b)* 242 (2005), p. 226.
- [5] S. Krompiewski, R. Gutierrez, and G. Cuniberti, *Phys. Rev. B* 69 (2004), p. 155423.