

Role of discontinuity in threshold distribution on the critical behaviour of a random fiber bundle

Uma Divakaran* and Amit Dutta†

Department of Physics, Indian Institute of Technology Kanpur - 208016, India

(Dated: May 25, 2019)

The critical behaviour of a Random Fiber Bundle Model with mixed uniform distribution of threshold strengths and global load sharing rule is studied with a special emphasis on the nature of distribution of avalanches for different parameters of the distribution. The discontinuity in the threshold strength distribution of fibers non-trivially modifies the critical stress as well as puts a restriction on the allowed values of parameters for which the recursive dynamics approach holds good. Most importantly, the discontinuity leads to an apparently non-universal behaviour in avalanche size distribution for small values of avalanche size. We observe that apart from the mean field behaviour for larger avalanches, a new behaviour for smaller avalanche size is observed as the critical threshold distribution is approached. The phenomenological understanding of the above result is provided using the exact analytical result for the avalanche size distribution.

PACS numbers: 46.50.+a, 62.20.Mk, 64.60.Ht, 81.05.Ni

Breakdown phenomena in nature has captured the attention of scientists since years¹. A study of this phenomena plays a major role for the prediction of failure and design of materials and structures. One of the paradigmatic model mimicking the fracture processes is Random Fiber Bundle Model (RFBM) which is simple yet subtle enough to capture the essential physics of the breakdown phenomena.

A RFBM² consists of N parallel fibers with randomly distributed threshold strength (σ_{th}) taken from a distribution. If the stress generated due to an external force is greater than σ_{th} of a fiber, it breaks. The dynamics of the model is initiated by applying a small external force just enough to break the weakest fiber present in the bundle. The load carried by this broken fiber is shared amongst the remaining intact fibers, following a load sharing rule, causing further failures. The external force is once again increased to break the next weakest element present in the bundle and the process continues till the bundle breaks down completely at an external stress called the critical stress.

The fibre bundle models have been studied extensively in recent years using continuous distributions of threshold strength^{3,4,5,6}. In this communication, we study the role of discontinuity in the threshold distribution on the critical behaviour of a RFBM. We show that the discontinuity renders the critical stress tunable with system parameters and modifies the distribution of avalanche size (which is the number of fibers failing simultaneously between two successive loadings) of the failed fibers under certain conditions.

The distribution of avalanche size turns out to be a key factor in characterising any breakdown phenomena. Hemmer and Hansen⁷ studied the avalanche size distribution $D(\Delta)$ of an avalanche of size Δ in a RFBM with Global Load Sharing (GLS), *i.e.*, the additional stress due to a broken fiber is distributed equally to the remaining intact fibers, and established a power-law distribution in the large Δ limit given as $D(\Delta) \propto \Delta^{-\xi}$ with $\xi = 5/2$.

We study a RFBM with GLS and mixed uniform distribution of threshold strengths of fibers having a discontinuity in it as shown in Fig.1. The discontinuity introduces dilution in the model in the sense that two types of fibers separated by a gap in their threshold distributions coexist in the same bundle. It is shown below

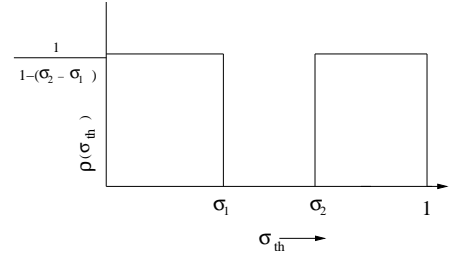


FIG. 1: Mixed Uniform Distribution

that this discontinuity plays a crucial role in the dynamics of the model. In the present model, a fraction of fibers belong to the weaker threshold distribution with strengths uniformly lying between 0 and σ_1 (Class A) whereas the remaining fraction of fibers have stronger threshold strengths between σ_2 and 1 (Class B). Clearly, $\sigma_2 - \sigma_1$ is the measure of discontinuity which vanishes in the limit of purely uniform distribution⁵.

In a recent letter, Pradhan *et.al*⁸ showed that for a bundle which is close to the complete break down (*i.e.*, imminent failure) a crossover in ξ from a value $5/2$ to $3/2$ is observed when the threshold distribution is close to the critical distribution. Critical distribution in their case is the distribution in which the lowest threshold of the remaining intact fibers is equal to half that of the strongest. This crossover has also been observed with other load sharing rule⁹. We are however interested in looking at the distribution of total avalanche size and a crossover in ξ from $5/2$ behaviour to a non-mean field, non-universal behaviour for smaller Δ is observed near the critical distribution, which in our case corresponds

to $\sigma_2 \rightarrow 0.5$. It should be noted that if class A fibers are absent, then the above model reduces to that of Pradhan and Hansen^{8,10}. The presence of class A fibers has a non-trivial effect on the total avalanche size distribution. We emphasize that in Ref. [8], the proximity of x_0 (the threshold of the weakest intact fiber) to the critical threshold ($=0.5$) leads to the crossover behaviour whereas in the present case it is the proximity of σ_2 to the critical value (0.5) which is at the root of the observed crossover behaviour. In a sense, σ_2 is playing a role analogous to x_0 in the present situation.

The density distribution of threshold strengths is given below:

$$\begin{aligned} \rho(\sigma_{th}) &= \frac{1}{1 - (\sigma_2 - \sigma_1)} & 0 < \sigma_{th} \leq \sigma_1 \\ &= 0 & \sigma_1 < \sigma_{th} < \sigma_2 \\ &= \frac{1}{1 - (\sigma_2 - \sigma_1)} & \sigma_2 \leq \sigma_{th} \leq 1. \end{aligned} \quad (1)$$

If a fraction f of the total fibers belong to Class A and the remaining $1 - f$ to class B, then the uniformity of the distribution demands

$$\begin{aligned} \frac{1}{1 - (\sigma_2 - \sigma_1)} \int_0^{\sigma_1} d\sigma &= f \\ \text{or, } \sigma_1 &= \frac{f}{1 - f} (1 - \sigma_2). \end{aligned} \quad (2)$$

The above equation provides a relationship between f , σ_1 and σ_2 and at the same time puts a restriction on the allowed values of the parameter σ_1 . Any value of $\sigma_1 > f$ leads to a σ_2 smaller than σ_1 which is not an acceptable distribution (See Eq. 1). To study the dynamics, we define U_t as the fraction of unbroken fibers after a time step t . Then the redistributed stress at any time t when the applied force F is $N\sigma$ is $\sigma_t = F/N_t = \sigma/U_t$. The recurrence relations between U_t, U_{t+1} and between σ_t, σ_{t+1} for GLS are obtained as⁵:

$$\begin{aligned} U_{t+1} &= 1 - P(\sigma_t) = 1 - P\left(\frac{\sigma}{U_t}\right) \\ \sigma_{t+1} &= \frac{\sigma}{U_{t+1}} = \frac{\sigma}{(1 - P(\sigma_t))}. \end{aligned} \quad (3)$$

This dynamics propagates until no further breaking takes place. It should be emphasised that if the initial load is so small that the redistributed stress is always less than σ_2 , then no fibers from class B will fail. Thus to initiate the breaking of class B fibers, the redistributed stress at time t ($= \sigma_t$) must be greater than σ_2 . The fixed point solution for U ($= U^*$) and σ ($= \sigma^*$) at which no further failures take place can be obtained using the standard technique of solving the above recursive relations⁵ by substituting $P(\sigma_t)$ in Eq. (3). The fixed point solution of the redistributed stress is given as

$$\sigma^* = \frac{1}{2} - \frac{1}{2} \sqrt{1 - \frac{\sigma}{\sigma_c}} \quad \text{with} \quad (4)$$

$$\sigma_c = \frac{1}{4[1 - (\sigma_2 - \sigma_1)]}. \quad (5)$$

If the external applied stress is less than σ_c , the system reaches a fixed point. For $\sigma > \sigma_c$, the bundle will break down completely as both the U^* and σ^* becomes imaginary. Clearly, the redistributed stress at the critical point is 0.5 . The critical stress of the mixed model varies with the gap $(\sigma_2 - \sigma_1)$ and reduces to the value $\sigma_c = 1/4$ for the uniform distribution as $(\sigma_2 - \sigma_1) \rightarrow 0$. In deriving Eq. (4), σ_t is assumed to be greater than σ_2 while the applied stress when plotted against the redistributed stress shows a discontinuity at σ_1 . Beyond this, the external force is increased to break the fiber at σ_2 , i.e., the gap in the threshold distribution is also reflected in the constitutive behaviour of the model.

The discontinuity on the other hand imposes some restrictions on the parameters for this calculation to be valid. Since the maximum value of the redistributed stress is equal to 0.5 , σ_2 must be less than 0.5 so that some fibers from class B also fail at the critical point. The condition $\sigma_2 < 0.5$, eventually restricts the value of critical stress to be less than 0.5 for any chosen distribution. However, $\sigma_2 = 0.5$ is a limiting case when the redistributed stress at the critical point marginally reaches class B fibers. In short, we must have

$$\sigma_1 < f, \sigma_2 < 0.5.$$

The order parameter O of the transition can be defined as⁵ $O = 2[1 - \sigma_1 + \sigma_2]U^* - 1$ and the exponents β and γ stick to their mean field values *i.e.* $\beta = \gamma = 1/2$ ^{5,6}. Although the discontinuity alters the critical stress, the critical exponents remain unaltered. It is to be noted that the model reduces to the already obtained results in various limits. For example, if class A fibers are absent ($f=0$), $\sigma_c = 1/4(1 - \sigma_2)$ and we observe an elastic to plastic deformation⁵.

Let us now focus on the the avalanche size distribution exponent ξ . Below is shown some of the allowed distributions which satisfy the above mentioned restrictions.

S.NO.	f	σ_1	σ_2	σ_c
1	0.10	0.08	0.28	0.31
2	0.20	0.19	0.24	0.26
3	0.20	0.15	0.40	0.33
4	0.30	0.25	0.42	0.30
5	0.30	0.29	0.33	0.26
6	0.40	0.35	0.47	0.29

We study the avalanche size distribution first numerically by using the method of breaking of weakest fiber⁷. Following interesting observations (Fig. 2) are clearly highlighted. (i) For the cases 1, 2 and 5 of the table, the avalanche size exponent is $5/2$. (ii) For the cases 3, 4 and 6, the avalanche size exponent is close to 3 for smaller Δ and $5/2$ for larger Δ . Also, (iii) an increase in the region with $\xi \approx 3$ is seen as $\sigma_2 \rightarrow 0.5$. These observations justify our claim that the crossover behaviour is seen as $\sigma_2 \rightarrow 0.5$.

These results can be explained by extending the analytical result for the avalanche size distribution obtained

by Hemmer and Hansen⁷ to the mixed model. In general the avalanche size distribution is given by

$$\frac{D(\Delta)}{N} = \frac{\Delta^{\Delta-1}}{\Delta!} \int_0^{x_c} dx \rho(x) \left(1 - \frac{x\rho(x)}{Q(x)}\right) \left[\frac{x\rho(x)}{Q(x)}\right]^{\Delta-1} \exp\left(-\Delta \frac{x\rho(x)}{Q(x)}\right) \quad (6)$$

where x is the redistributed stress and $Q(x)$ is the fraction of unbroken fibers at x . The upper limit corresponds to the redistributed stress at the critical point. The above expression (Eq (6)) takes the following form for the mixed model with $\rho(x) = \rho = 1/(1 - \sigma_2 + \sigma_1)$:

(I) When the redistributed stress is restricted to the first block:

$$Q(x) = \frac{1 - \sigma_2 + \sigma_1 - x}{1 - \sigma_2 + \sigma_1}$$

Thus Eq. 6 becomes

$$\frac{D_1(\Delta)}{N} = \frac{\Delta^{\Delta-1}}{\Delta!} \frac{1}{1 - \sigma_2 + \sigma_1} \int_0^{\sigma_1} dx \left(\frac{1 - \sigma_2 + \sigma_1 - 2x}{x}\right) \left[\frac{x}{1 - \sigma_2 + \sigma_1 - x} \times \exp\left(-\frac{x}{1 - \sigma_2 + \sigma_1 - x}\right)\right]^{\Delta} \quad (7)$$

(II) In the other case when the redistributed stress belongs to the second block,

$$Q(x) = \frac{1 - x}{1 - \sigma_2 + \sigma_1}$$

$$\frac{D_2(\Delta)}{N} = \frac{\Delta^{\Delta-1}}{\Delta!} \frac{1}{1 - \sigma_2 + \sigma_1} \int_{\sigma_2}^{0.5} dx \left(\frac{1 - 2x}{x}\right) \times \left[\frac{x}{1 - x} \exp\left(-\frac{x}{1 - x}\right)\right]^{\Delta} \quad (8)$$

Clearly, $D(\Delta)/N = D_1(\Delta)/N + D_2(\Delta)/N$. A close inspection of Eq. (8) shows that case (II) corresponds to a situation where class A fibers are absent and the results match exactly with Pradhan *et.al*⁸ where a crossover in the avalanche size exponent from $5/2$ to a value $3/2$ (for smaller Δ) is observed in the vicinity of the critical threshold distribution. Here, the presence of class A fibers necessitates the simultaneous study of Eqs. (7) and (8) for the total avalanche distribution. For distributions in which σ_2 is closer to 0.5 (critical distribution), the Eq. (8) leads to two exponents ($3/2$ for smaller Δ and $5/2$ for larger), but the contribution from the Eq. (7) modifies the small Δ behaviour.

In Fig. (3), results of numerical integration of Eq. (7) (class A) and Eq. 8 (class B) are shown separately (with case 4 of the table as an example) and the total avalanche distribution is obtained by combining both the results. Also, the numerical simulation matches exactly with the integration results (inset Fig. (3)). The sharp fall of $D_1(\Delta)$ of class A fibers (Eq. 8) in Fig. (3) points to the

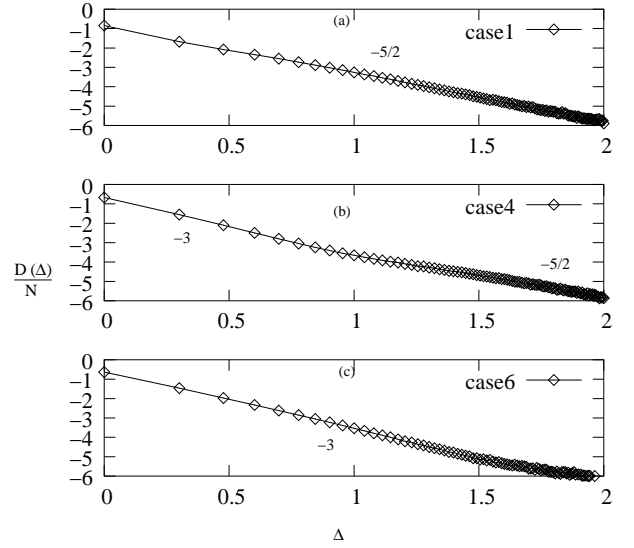


FIG. 2: Graphs showing the crossover. Fig. 2(a) corresponds to case1 where no crossover is observed. Fig. 2(b) shows a crossover from a value close to 3 to $5/2$ Δ is increased and Fig. 2(c) shows the case where the exponent is close to 3 in a larger region.

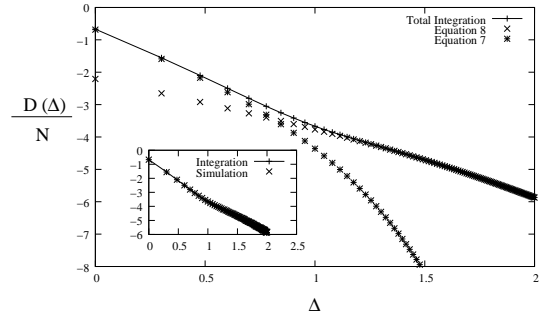


FIG. 3: Numerical integration of Eq. (7) and (8) along with the total integration shown for case4. The inset shows integration and simulation results which matches exactly.

fact that the avalanches of smaller size are contributed mainly by the breaking of class A fibers whereas large avalanches occur due to the failure of class B fibers. The point of intersection of the two integrals yields Δ_c which is the value of the avalanche size where the crossover takes place. The variation of Δ_c for three different cases are shown in Fig. 4.

We now discuss the numerical integration and simulation results in the light of Eq. (7) and (8). With a change of variable ($x \rightarrow x/(1 - \sigma_2 + \sigma_1 - x)$), we can rewrite Eq. (7) in the following form

$$\frac{D_1(\Delta)}{N} = \frac{\Delta^{\Delta-1}}{\Delta!} \int_0^{x_m} \frac{1 - x}{x(1 + x)^2} e^{(\log x - x)\Delta} dx \quad (9)$$

where $x_m = \sigma_1/(1 - \sigma_2)$. The argument of the exponent has a maximum at $x = 1$ which is outside the range of integration and hence saddle point integration method can not be applied¹¹. Expanding $1/(1 + x)^2$ in power

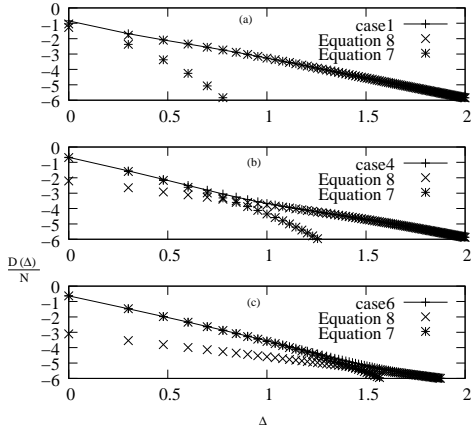


FIG. 4: Graphs a, b and c show the increase in Δ_c as the critical distribution is approached.

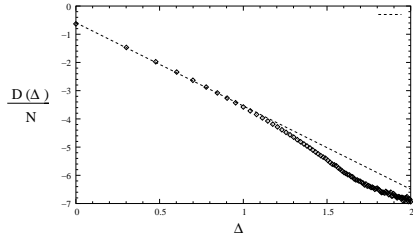


FIG. 5: Avalanche size distribution at the criticality with $f = 0.4$. For small Δ , the exponent is close to 3 whereas for large Δ it is $3/2$

series and then using incomplete gamma function, we arrive at the following result

$$\frac{D_1(\Delta)}{N} = \frac{e^{(1-x_m)\Delta}}{\Delta^{3/2}} x_m^\Delta \sum_{q=0}^{\infty} (-1)^q (q+1) x_m^q \times$$

$$\left(\sum_{k=0}^{\infty} \frac{(x_m \Delta)^k}{(\Delta+q)(\Delta+q+1)\dots(\Delta+q+k)} - \sum_{k=0}^{\infty} \frac{x_m (x_m \Delta)^k}{(\Delta+q+1)(\Delta+q+2)\dots(\Delta+q+1+k)} \right) \quad (10)$$

For $q = 0$ and $k = 0$, we get

$$\frac{D_1(\Delta)}{N} \sim \frac{e^{(1-x_m)\Delta} x_m^\Delta}{\Delta^{3/2}} \left[\frac{(1-x_m)\Delta}{\Delta(\Delta+1)} + \frac{1}{\Delta(\Delta+1)} \right]. \quad (11)$$

The leading behaviour of each term of the infinite series (10) is $\Delta^{-5/2} e^{(1-x_m)\Delta} x_m^\Delta$ with additional correction terms. For small Δ , we have a contribution from $D_2(\Delta) \sim \Delta^{-3/2}$ near the critical distribution. This together with the contribution from $D_1(\Delta)$ seem to lead to an apparent power law behaviour in small Δ region which we observe in our numerical studies. The behaviour is non-meanfield and non-universal. At the critical distribution (shown in Fig (5) with $f = 0.4$), a crossover of exponent ξ is observed from 3 for small Δ to $3/2$ for large Δ .

In conclusion, we have studied a mixed fiber bundle with a discontinuous but uniform threshold distribution. Discontinuity leads to a functional dependence of the critical stress on the system parameters σ_1, σ_2 and f and also imposes restrictions on these parameters. Although critical exponents are unchanged, there is a non-trivial change in the burst avalanche distribution behaviour where discontinuity leads to a non-universal, non-mean field behaviour for small Δ which becomes prominent as the critical distribution is approached.

The authors thank S. Banerjee, P. Bhattacharyya, B. K. Chakrabarti, Y. Moreno and S. Pradhan for useful help and suggestions.

* Electronic address: udiva@iitk.ac.in

† Electronic address: dutta@iitk.ac.in

- ¹ B. K. Chakrabarti and L. G. Benguigui, *Statistical Physics of fracture and Breakdown in Disordered Systems*, Oxford Univ. Press, Oxford (1997); M. Sahimi, *Heterogeneous Materials II: Nonlinear Breakdown Properties and Atomistic Modelling*, Springer-Verlag Heidelberg, (2003); H. J. Herrmann and S. Roux, *Statistical Models of Disordered Media*, North Holland, Amsterdam (1990);
- ² F. T. Peirce, J. Text. Inst. **17**, 355 (1926); H. E. Daniels, Proc. R. Soc. London A **183** 404 (1945); B. D. Coleman, J. Appl. Phys. **29**, 968 (1958); R. L. Smith, Proc. R. Soc. London A **372**, 539 (1980). R. da Silveria, Am. J. Phys. **67**, 1177 (1999).
- ³ S. Pradhan and B. K. Chakrabarti, Int. J. Mod. Phys. B **17**, 5565 (2003); P. C. Hemmer, A. Hansen and S. Pradhan, cond-mat/0602371.
- ⁴ S. Zapperi *et al.*, Phys. Rev. Lett. **78**, 1408 (1997); J. V. Anderson, D. Sornette and K.-T. Leung, Phys. Rev. Lett **78**, 2140 (1997).

- ⁵ S. Pradhan, P. Bhattacharyya and B.K. Chakrabarti, Phys. Rev. E **66**, 016116 (2002); P. Bhattacharyya, S. Pradhan and B.K. Chakrabarti, Phys. Rev. E **67**, 046122 (2003).
- ⁶ Y. Moreno, J. B. Gomez and A. F. Pacheco, Phys. Rev. Lett. **85**, 2865 (2000).
- ⁷ P. C. Hemmer and Alex Hansen, J. Appl. Mech. **59**, 909 (1992); A. Hansen and P. C. Hemmer, Trends in Stat. Phys. **1**, 213 (1994); A. Hansen and P. C. Hemmer, Phys. Lett. A **184**, 394 (1994).
- ⁸ S. Pradhan, A. Hansen and P. C. Hemmer, Phys. Rev. Lett. **95**, 125501 (2005); S. Pradhan, A. Hansen and P. C. Hemmer, cond-mat/0512015.
- ⁹ F. Raischel, F. Kun and H. J. Herrmann, cond-mat/0607305.
- ¹⁰ S. Pradhan and A. Hansen, Phys. Rev. E. **72**, 026111 (2005).
- ¹¹ M. Kloster, A. Hansen and P. C. Hemmer, Phys. Rev. E **56**, 2615 (1997).