

Asymmetry gap in the electronic band structure of bilayer graphene

Edward McCann

Department of Physics, Lancaster University, Lancaster, LA1 4YB, United Kingdom

A tight binding model is used to calculate the band structure of bilayer graphene in the presence of a potential difference between the layers that opens a gap Δ between the conduction and valence bands. In particular, a self consistent Hartree approximation is used to describe imperfect screening of an external gate, employed primarily to control the density n of electrons on the bilayer, resulting in a potential difference between the layers and a density dependent gap $\Delta(n)$. We discuss the influence of a finite asymmetry gap $\Delta(0)$ at zero excess density, caused by the screening of an additional transverse electric field, on observations of the quantum Hall effect.

PACS numbers: 73.63.-b, 71.70.Di, 73.43.Cd, 81.05.Uw

Recently there has been a huge amount of theoretical interest in the low energy electronic properties of ultrathin graphite films, including graphene monolayers [1, 2, 3] and bilayers [4, 5, 6, 7, 8, 9]. This activity followed the successful fabrication of ultrathin graphite films [10] and subsequent measurements of an unusual sequencing of quantum Hall effect plateaus [11, 12]. While the Hamiltonian for low energy electrons in a monolayer describes Dirac-like chiral quasiparticles with Berry phase π [1, 2, 3], the low energy Hamiltonian for a bilayer describes chiral quasiparticles with a parabolic dispersion and Berry phase 2π [4].

Recent studies of bilayer graphene [4] indicated that asymmetry $\Delta = \epsilon_2 - \epsilon_1$ between on-site energies ϵ_1, ϵ_2 in the layers leads to a gap between the otherwise degenerate conduction and valence bands as shown schematically in Fig. 1(a). Moreover, in contrast to graphene monolayers, there is an experimental possibility of controlling the magnitude of the gap Δ in the spectrum of bilayer graphene through the use of an external gate that is employed primarily to control the density of electrons n on the bilayer system [10, 11, 12]. Such a dependence $\Delta(n)$ owes its existence to the Coulomb interaction between electrons, but the density distribution itself is dependent on the value of Δ via the band structure. Here we use a self-consistent Hartree approximation to determine the electronic distribution on a bilayer in the presence of an external gate. The numerically calculated dependence $\Delta(n)$ is shown in Fig. 1(b) (solid line) for typical experimental parameters in the case that the asymmetry gap $\Delta = 0$ at zero excess density [13]. It shows that the addition of density $n \sim 10^{12} \text{cm}^{-2}$ yields a gap $\Delta \sim 10 \text{meV}$. The numerical curve is compared with the following analytic approximation (dashed line) valid for $\Delta \ll \gamma_1$:

$$\Delta \approx \frac{e^2 L^2 n}{2C_b} \left[1 + \frac{\Lambda \hbar^2 v^2 \pi |n|}{\gamma_1^2} - \Lambda \ln \left(\frac{\hbar v \sqrt{\pi |n|}}{\gamma_1} \right) \right]^{-1}, \quad (1)$$

where C_b is the capacitance of a bilayer of area L , v is the in-plane velocity of the bilayer and γ_1 is the inter-plane coupling. The dimensionless parameter $\Lambda = e^2 L^2 \gamma_1 / (2\pi \hbar^2 v^2 C_b)$ describes the effectiveness of the screening of the bilayer. The limit $\Lambda \rightarrow 0$ describes poor screening when the density on each layer is equal to $n/2$

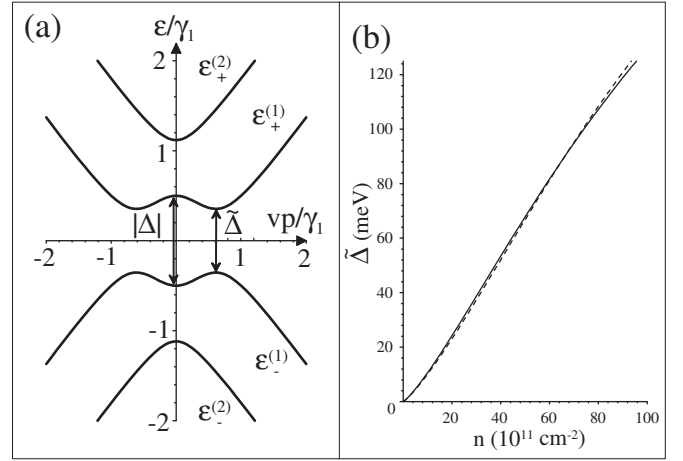


FIG. 1: (a) schematic of the electronic bands near the K point in the presence of finite layer asymmetry Δ (for illustrative purposes a very large asymmetry $\Delta = \gamma_1$ is used), (b) numerically calculated dependence $\Delta(n)$ (solid line) compared with analytic expression (dashed line) using Eq. (1). For these values of density $\tilde{\Delta} \approx \Delta$ [13].

whereas for $\Lambda \rightarrow \infty$ there is excellent screening, the density lies solely on the layer closest to the external gate and $\Delta = 0$. For typical experimental parameters [14] we estimate that $\Lambda \sim 1$.

We consider a graphene bilayer, with interlayer separation c_0 , located a distance d from a metallic gate. The application of an external gate voltage $V_g = end/\epsilon_r \epsilon_0$ induces a total excess density $n = n_1 + n_2$ on the bilayer system where n_1 (n_2) is the excess density on the layer closest to (furthest from) the gate. Here ϵ_0 is the permittivity of free space, ϵ_r is the dielectric relative permittivity and e is the electronic charge. Imperfect screening of the effective charge density en from the gate leads to an excess electronic density n_2 on the layer furthest from the gate, with a corresponding change in potential energy $\Delta U_2 = e^2 n_2 c_0 / \epsilon_0$ that determines the layer asymmetry

$$\Delta(n) = \epsilon_2 - \epsilon_1 \equiv \Delta_0 + e^2 n_2 L^2 / C_b, \quad (2)$$

where $C_b = \epsilon_0 L^2 / c_0$. To generalise the description, we include the bare asymmetry parameter Δ_0 that may arise

in the presence of a substrate or an additional transverse electric field, producing finite bilayer asymmetry at zero excess density $\Delta(0)$. The following analysis includes (a) the tight binding model of bilayer graphene incorporating the asymmetry Δ , (b) a self-consistent determination of the gap Eq. (2) both numerically and, for $\epsilon_F, \gamma_1 \gg \Delta$, analytically, and (c) a description of the influence of bare asymmetry on the cyclotron mass and the sequencing of quantum Hall effect plateaus at low density.

(a) The bilayer is modelled as two coupled hexagonal lattices with inequivalent sites $A1, B1$ and $A2, B2$ in the first and second graphene sheets, respectively, arranged according to Bernal ($A2$ - $B1$) stacking. This lattice has a degeneracy point at each of two inequivalent corners, K and \tilde{K} , of the hexagonal Brillouin zone which determine the centers of two valleys of a gapless spectrum [15]. At the degeneracy point, electron states on inequivalent ($A1/B1$ or $A2/B2$) sublattices in a single layer are decoupled, whereas interlayer coupling $\gamma_{A2B1} \equiv \gamma_1$ forms dimers from pairs of $A2$ - $B1$ orbitals in a bilayer, thus leading to the formation of high energy bands. Here we neglect the role of additional weak couplings, such as $A1$ - $B2$ coupling $\gamma_{A1B2} \equiv \gamma_3$ [4]. The tight-binding bilayer Hamiltonian operates in the space of wave functions $\Psi = (\psi_{A1}, \psi_{B2}, \psi_{A2}, \psi_{B1})$ in the valley K and of $\Psi = (\psi_{B2}, \psi_{A1}, \psi_{B1}, \psi_{A2})$ in the valley \tilde{K} :

$$\mathcal{H} = \xi \begin{pmatrix} -\frac{1}{2}\Delta & 0 & 0 & v\pi^\dagger \\ 0 & \frac{1}{2}\Delta & v\pi & 0 \\ 0 & v\pi^\dagger & \frac{1}{2}\Delta & \xi\gamma_1 \\ v\pi & 0 & \xi\gamma_1 & -\frac{1}{2}\Delta \end{pmatrix}, \quad (3)$$

where $\pi = p_x + ip_y$ and $\xi = +1(-1)$ labels valley K (\tilde{K}). The Hamiltonian takes into account asymmetry $\Delta = \epsilon_2 - \epsilon_1$ between on-site energies in the two layers, $\epsilon_2 = \frac{1}{2}\Delta$, $\epsilon_1 = -\frac{1}{2}\Delta$. Within each plane, nearest neighbor coupling as parameterised by γ_0 leads to in-plane velocity $v = (\sqrt{3}/2) a\gamma_0/\hbar$ where a is the lattice constant.

At zero magnetic field, the Hamiltonian \mathcal{H} describes four valley-degenerate bands, $\epsilon_\pm^{(\alpha)}(\mathbf{p})$, $\alpha = 1, 2$, with

$$\epsilon^{(\alpha)2} = \frac{\gamma_1^2}{2} + \frac{\Delta^2}{4} + v^2 p^2 + (-1)^\alpha \sqrt{\frac{\gamma_1^4}{4} + v^2 p^2 (\gamma_1^2 + \Delta^2)},$$

where p is the magnitude of the momentum near the K point. The bands are shown in Fig. 1 for a large value of the layer asymmetry Δ . The energies of the bands exactly at the K point are $|\epsilon_\pm^{(2)}(p=0)| = \sqrt{\gamma_1^2 + \Delta^2}/4$ and $|\epsilon_\pm^{(1)}(p=0)| = |\Delta|/2$. Thus $\epsilon_\pm^{(2)}$ describes higher-energy ($A2$ - $B1$ dimer) bands $|\epsilon_\pm^{(2)}| \geq \gamma_1$ whereas $\epsilon_\pm^{(1)}$ are low energy bands split by the layer asymmetry Δ at the K point. Note that the ‘‘mexican hat’’ structure of the low energy bands means that the true value of the gap between the conduction and valence band, occurring at $p \neq 0$, is $\tilde{\Delta} = |\Delta|\gamma_1/\sqrt{\gamma_1^2 + \Delta^2}$. For huge asymmetry $|\Delta| \gg \gamma_1$, the gap saturates at $\tilde{\Delta} \approx \gamma_1$ although for modest asymmetry $|\Delta| \ll \gamma_1$, the relation is $\tilde{\Delta} \approx |\Delta|$.

The electronic densities n_1 and n_2 on the individual layers are given by an integral with respect to momentum over the circularly symmetric Fermi surface, taking into account the relative weight of the wave functions $n_{1(2)} = (2/\pi\hbar^2) \int p dp (|\psi_{A1(2)}(p)|^2 + |\psi_{B1(2)}(p)|^2)$ where we have included a factor of four to take into account spin and valley degeneracy. On determining the wavefunction amplitudes on the four atomic sites we find

$$n_{1(2)} = \frac{1}{\pi\hbar^2} \int p dp \left[\frac{\epsilon \mp \Delta/2}{\epsilon} \times \frac{(\epsilon^2 - \Delta^2/4)^2 \mp 2v^2 p^2 \epsilon \Delta - v^4 p^4}{(\epsilon^2 - \Delta^2/4)^2 + v^2 p^2 \Delta^2 - v^4 p^4} \right], \quad (4)$$

where the minus (plus) sign is for the first (second) layer. The limits of integration are allowed values of momentum that, depending on the band in question and the value of the Fermi energy ϵ_F , are $p = 0$ or p_\pm where

$$v^2 p_\pm^2 = \epsilon_F^2 + \frac{\Delta^2}{4} \pm \sqrt{\epsilon_F^2 (\gamma_1^2 + \Delta^2) - \frac{\gamma_1^2 \Delta^2}{4}}. \quad (5)$$

(b) The self-consistent calculation proceeds by first determining the initial density on each layer, $n_1^{(0)}$ and $n_2^{(0)}$, in the absence of an external gate voltage, assuming the Fermi energy to be located at $\epsilon = 0$. This is done by performing the integral Eq. (4) over the two valence bands with the relation $\Delta(0) = \Delta_0 + e^2 n_2^{(0)} c_0/\epsilon_0$ to determine the gap at zero voltage $\Delta(0)$. Then, we proceed to the case where an external gate voltage produces excess total density on the bilayer system. Note that, when performing the momentum integral Eq. (4) over partially occupied bands, the lower limit is 0 or p_- and the upper is p_- or p_+ , depending on the band in question. This allows a self-consistent calculation of the excess densities n_1 , n_2 , $n = n_1 + n_2$, and of the gap $\Delta(n)$ Eq. (2). Figure 2(a) shows a typical calculation of $\Delta(n)$ using typical experimental parameters for different values of the bare asymmetry Δ_0 [13]. Naturally, the main effect of finite Δ_0 (dashed and dotted lines) is to shift the plot $\Delta(n)$ with respect to the $\Delta_0 = 0$ case (solid line), but, as a result of screening, the asymmetry at zero density $\Delta(0)$ is smaller than the bare asymmetry Δ_0 . For example, the dotted curve for $\Delta_0 = 0.2\gamma_1 = 78\text{meV}$ shows $\Delta(0) \approx 21\text{meV}$.

We find an analytic expression for $\Delta(n)$ in the limit $\gamma_1, \epsilon_F \gg |\Delta|$ by evaluating the density on each layer Eq. (4) using an expansion in Δ/γ_1 . For simplicity, we consider $|\Delta|/2 < |\epsilon_F| < \gamma_1$ so that either the band just above or just below zero energy is partially occupied. On integrating Eq. (4) from zero momentum to $p_F = p_+$, we find the densities in the partially occupied bands to be

$$n_{1(2)} \approx \frac{\text{sgn}(\epsilon_F) p_F^2}{2\pi\hbar^2} \pm \frac{\gamma_1 \Delta}{2\pi\hbar^2 v^2} \left[\frac{\epsilon_0}{\gamma_1} + \frac{\epsilon_0^2}{\gamma_1^2} - \frac{1}{2} \ln \left(\frac{4\epsilon_0}{|\Delta|} \right) \right],$$

where $\epsilon_0 = (\gamma_1/2)[\sqrt{1 + 4v^2 p_F^2/\gamma_1^2} - 1]$. In order to determine the total densities on the layers, we must take

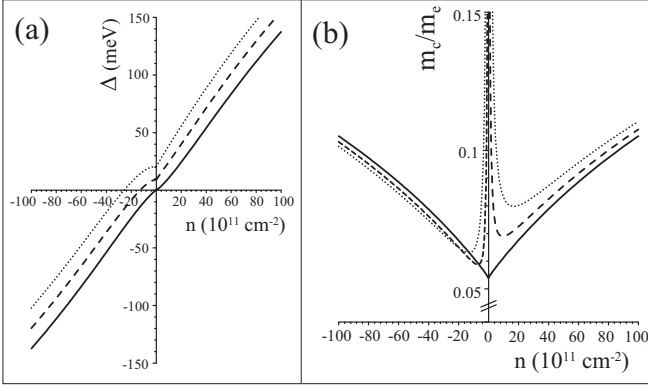


FIG. 2: Numerical evaluation of (a) the bilayer asymmetry Δ and (b) the cyclotron mass m_c in units of the bare electronic mass m_e , as a function of the total excess density n for different values of the bare asymmetry $\Delta_0 = 0$ (solid line), $\Delta_0 = 0.1\gamma_1 = 39\text{meV}$ (dashed line) and $\Delta_0 = 0.2\gamma_1 = 78\text{meV}$ (dotted line). Other parameter values are $\gamma_1 = 0.39eV$, $v = 8.0 \times 10^5 \text{m/s}$, $c_0 = 3.35\text{\AA}$.

into account the redistribution of density within the valence bands for $\epsilon_F \neq 0$ as compared to the $\epsilon_F = 0$ case, as given by $\pm\gamma_1\Delta / (4\pi\hbar^2v^2) \ln(4\gamma_1/|\Delta|)$, leading to

$$n_{1(2)} \approx \frac{\text{sgn}(\epsilon_F) p_F^2}{2\pi\hbar^2} \pm \frac{\gamma_1\Delta}{2\pi\hbar^2v^2} \left[\frac{\epsilon_0}{\gamma_1} + \frac{\epsilon_0^2}{\gamma_1^2} - \frac{1}{2} \ln \left(\frac{\epsilon_0}{\gamma_1} \right) \right],$$

so that $n = n_1 + n_2 \approx \text{sgn}(\epsilon_F) p_F^2 / (\pi\hbar^2)$. If we assume that $|\Delta| \ll \{|\epsilon_F|, \gamma_1\}$ so that $v^2 p_F^2 \approx \epsilon_F^2 + \gamma_1|\epsilon_F|$ [for $p_F = p_+$ Eq. (5)], then ϵ_0 is approximately independent of Δ , and we may use Eq. (2) to find the gap in terms of the total density and parameter values:

$$\Delta \approx \frac{\Delta_0 + e^2 L^2 n / (2C_b)}{1 + \Lambda [(\epsilon_0/\gamma_1) + (\epsilon_0/\gamma_1)^2 - \frac{1}{2} \ln(\epsilon_0/\gamma_1)]}, \quad (6)$$

where $\epsilon_0 \approx (\gamma_1/2)[\sqrt{1 + 4\pi\hbar^2v^2|n|/\gamma_1^2} - 1]$ and $\Lambda = e^2 c_0 \gamma_1 / (2\pi\hbar^2 v^2 \epsilon_0)$. Using typical experimental parameters [14] we find $\Lambda \approx 1.3$. The expression Eq. (6) is valid for intermediate densities $|\Delta|, |\Delta_0| \ll |\epsilon_F| < \gamma_1$ where $\epsilon_F \approx \pm\epsilon_0$ [at very low density it incorrectly predicts $\Delta(0) = 0$ for $\Delta_0 \neq 0$]. In the regime $4\pi\hbar^2v^2|n| \ll \gamma_1^2$ and $\Delta_0 = 0$ it gives Eq. (1).

(c) We use the self consistent numerical analysis to evaluate the semiclassical expression for cyclotron mass m_c that may be measured in an experimental observation at finite magnetic field of, say, Shubnikov de Haas oscillations [10, 11, 12]. For a cylindrically symmetric Fermi surface, the semiclassical expression for cyclotron mass $m_c = p/(\partial\epsilon/\partial p)$ gives

$$m_c = \frac{\epsilon^{(\alpha)}}{v^2} \left[1 + (-1)^\alpha \frac{\gamma_1^2 + \Delta^2}{2\sqrt{v^2 p^2 [\gamma_1^2 + \Delta^2] + \gamma_1^4/4}} \right]^{-1}.$$

In the limit $\Delta = 0$ for the low energy bands $\alpha = 1$ this gives $m_c = (\gamma_1/2v^2)\sqrt{1 + 4\pi\hbar^2v^2|n|/\gamma_1^2}$ [4]. Figure 2(b)

shows a typical calculation of the cyclotron mass m_c as a function of total density n for a broad range of density. The solid curve shows the case when the bare asymmetry gap $\Delta_0 = 0$ leading to $m_c = \gamma_1/2v^2$ at zero density whereas the other curves show the case of $\Delta_0 > 0$. In this case the cyclotron mass for positive and negative densities is asymmetric with divergent behavior at low density resulting from the “mexican hat” structure of the low energy bands. Note however that the role of trigonal warping due to A1-B2 interlayer coupling $\gamma_{A1B2} \equiv \gamma_3$ is not included here and it is likely to be important at low density $n \sim 1 \times 10^{11} \text{cm}^{-2}$ [4].

Another manifestation of finite Δ_0 is in the sequencing of quantum Hall effect (QHE) plateaus at low density. The Landau level (LL) spectrum of bilayer graphene has been discussed in Ref. [4]: here we briefly mention the features relevant for finite Δ_0 . The low energy states of electrons in bands $\epsilon_\pm^{(1)}$ are conveniently described by an effective two component Hamiltonian that operates in the space of wave functions $\Psi = (\psi_{A1}, \psi_{B2})$ in the valley K and of $\Psi = (\psi_{B2}, \psi_{A1})$ in the valley \tilde{K} [4]:

$$\hat{H} = -\frac{1}{2m} \begin{pmatrix} 0 & (\pi^\dagger)^2 \\ \pi^2 & 0 \end{pmatrix} - \xi\Delta \left[\frac{1}{2} \begin{pmatrix} 1 & 0 \\ 0 & -1 \end{pmatrix} - \frac{v^2}{\gamma_1^2} \begin{pmatrix} \pi^\dagger\pi & 0 \\ 0 & -\pi\pi^\dagger \end{pmatrix} \right] - \frac{\alpha}{2m} \begin{pmatrix} p^2 & 0 \\ 0 & p^2 \end{pmatrix} + \frac{\beta\hbar eB}{2m} \begin{pmatrix} 1 & 0 \\ 0 & -1 \end{pmatrix},$$

where $\pi = p_x + ip_y$ and B is the magnetic field. For completeness we include the two terms in the final line, with dimensionless parameters $\alpha, \beta \ll 1$, describing weak asymmetry between the conduction and valence bands. Neglected in Ref. [4], they arise due to additional couplings in the tight binding model such as next-to-nearest neighbor in-plane coupling between A1-A1 and B2-B2 orbitals or interlayer coupling between A1-A2 and B1-B2 orbitals. The Landau level (LL) spectrum may be found using the Landau gauge $\mathbf{A} = (0, Bx)$, in which operators π^\dagger and π coincide with raising and lowering operators [16] in the basis of Landau functions $e^{iky} \phi_N(x)$, such that $\pi^\dagger \phi_N = i(\hbar/\lambda_B)\sqrt{2(N+1)}\phi_{N+1}$, $\pi \phi_N = -i(\hbar/\lambda_B)\sqrt{2N}\phi_{N-1}$, and $\pi \phi_0 = 0$, where $\lambda_B = \sqrt{\hbar/(eB)}$. The resulting spectrum has almost equidistant energy levels for $N \geq 2$ with spacing $\hbar\omega_c$ which are weakly split in valleys K and \tilde{K} ($\xi = \pm 1$) [4],

$$\epsilon_{N \geq 2}^\pm \approx \frac{\xi\Delta\hbar\omega_c}{2\gamma_1} - \alpha\hbar\omega_c(N - \frac{1}{2}) \pm \hbar\omega_c\sqrt{N(N-1)}, \quad (7)$$

where $\omega_c = eB/m$, ϵ_N^+ and ϵ_N^- are assigned to electron and hole states, respectively, and we assume $|\Delta|/\gamma_1 \ll 1$, $|\Delta|/\hbar\omega_c \lesssim 1$. For typical experimental parameters [14] and field $B = 10\text{T}$ we estimate $\hbar\omega_c \approx 22\text{meV}$.

The LL spectrum in each valley also contains two levels identified using the fact that $\pi^2\phi_1 = \pi^2\phi_0 = 0$,

$$\begin{cases} \epsilon_0 = -\frac{1}{2}\xi\Delta - \frac{1}{2}(\alpha - \beta)\hbar\omega_c; & \Phi_{0\xi} \equiv (\phi_0, 0); \\ \epsilon_1 = -\frac{1}{2}\xi\Delta + \frac{\xi\Delta\hbar\omega_c}{\gamma_1} - \frac{1}{2}(3\alpha - \beta)\hbar\omega_c; & \Phi_{1\xi} \equiv (\phi_1, 0). \end{cases}$$

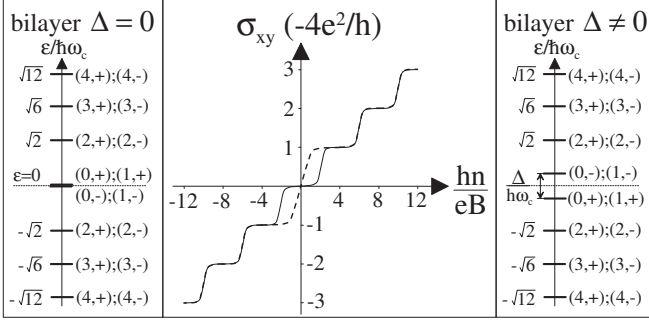


FIG. 3: Landau levels for zero (left) and finite asymmetry Δ (right). Brackets (N, ξ) indicate LL number N and valley index $\xi = \pm 1$. In the center the predicted Hall conductivity σ_{xy} as a function of carrier density for bare asymmetry $\Delta_0 = 0$ (dashed line) is compared to that for $\Delta_0 \neq 0$ (solid line).

According to different definitions of two-component Φ in two valleys, $N = 0, 1$ LL states in the valley K are formed by orbitals predominantly on the A sites from the bottom layer, whereas the corresponding states in the valley \tilde{K} are located on \tilde{B} sites from the top layer, as reflected by the splitting Δ between the lowest LL in the two valleys. The spectrum is shown on the right side of Fig. 3 assuming $|\Delta|/\gamma_1 \ll 1$, $|\Delta|/\hbar\omega_c \lesssim 1$. In a symmetric bilayer ($\Delta = 0$) levels ε_0 and ε_1 are degenerate and have the same energy in valleys K and \tilde{K} , thus forming an 8-fold degenerate LL at $\varepsilon = 0$ (here, spin is taken into account) as shown on the left side of Fig. 3.

The LL spectrum is reflected in the QHE Hall conductivity dependence on carrier density, $\sigma_{xy}(n)$, although, in general, finite temperature and LL broadening tend to mask small LL splitting. When the asymmetry at zero density $\Delta(0)$ [resulting from bare asymmetry Δ_0 as in Fig. 2(a)] is large enough that the percolating states [16] from the lowest levels in the two valleys can be resolved (the right side of Fig. 3), then these levels, embedded

into the ladder of 4-fold degenerate LL's with $n \geq 2$, Eq. (7), result in the form of $\sigma_{xy}(n)$ as sketched in the center of Fig. 3 (solid line) which exhibits plateaus at all integer values of $4e^2/h$ including a plateau at zero density. The temperature dependence of the zero density plateau will differ from that of the other plateaus because of the different activation energies, related to $\Delta(0)$ and $\hbar\omega_c$, respectively. When it is not possible to resolve the asymmetry splitting of the group of 8 states at $|\varepsilon| = 0$ (for $\Delta(0) \approx \Delta_0 \approx 0$) then $\sigma_{xy}(n)$ (dashed line in Fig. 3) has plateaus at integer values of $4e^2/h$ and a double $8e^2/h$ step across $n = 0$ [4, 12].

This paper has considered the influence of a single gate placed above an ultra thin graphite film as employed in recent experiments [10, 11, 12] to control the density of electrons n on the film. For the typical experimental range of densities shown in Fig. 1(b) the dependence of the asymmetry gap $\Delta(n)$ is roughly linear with n with the addition of density $n \sim 10^{12}\text{cm}^{-2}$ yielding a gap $\Delta \sim 10\text{meV}$. Finite bilayer asymmetry gap $\Delta(0)$ at zero excess density, due to the presence of a substrate or additional transverse electric field, could influence observations of the integer quantum Hall effect by introducing a plateau at zero density in the Hall conductivity. This plateau is accompanied by a dip in the diagonal conductivity, the temperature dependence of which can be used to extract the value of the asymmetry gap $\Delta(0)$. This is distinguishable from the behavior of the higher plateaus with activation energies determined by the cyclotron frequency.

Acknowledgments

The author thanks V. I. Fal'ko and A. K. Geim for useful discussions and EPSRC for financial support.

-
- [1] D. DiVincenzo and E. Mele, Phys. Rev. B **29**, 1685 (1984).
 - [2] Y. Zheng and T. Ando, Phys. Rev. B **65**, 245420 (2002); V. P. Gusynin and S. G. Sharapov, Phys. Rev. Lett. **95**, 146801 (2005); N. Peres, F. Guinea, and A. H. Castro Neto, Phys. Rev. B **73**, 125411 (2006).
 - [3] T. Ando, T. Nakanishi, R. Saito, J. Phys. Soc. Japan **67**, 2857 (1998).
 - [4] E. McCann and V. I. Fal'ko, Phys. Rev. Lett. **96**, 086805 (2006).
 - [5] M. Koshino and T. Ando, Phys. Rev. B **73**, 245403 (2006).
 - [6] J. Nilsson *et al.*, Phys. Rev. B **73**, 214418 (2006); cond-mat/0607343.
 - [7] F. Guinea, A. H. Castro Neto, and N. Peres, Phys. Rev. B **73**, 245426 (2006).
 - [8] M. I. Katsnelson, Eur. Phys. J. B **51**, 157 (2006); cond-mat/0606611.
 - [9] B. Partoens and F. M. Peeters, Phys. Rev. B **74**, 075404 (2006).
 - [10] K. S. Novoselov *et al.*, Science **306**, 666 (2004).
 - [11] K. S. Novoselov *et al.*, Nature **438**, 197 (2005); Y. Zhang *et al.*, Nature **438**, 201 (2005).
 - [12] K. S. Novoselov *et al.*, Nature Physics **2**, 177 (2006).
 - [13] The true value of the gap between the conduction and valence band, occurring at $p \neq 0$, is $\tilde{\Delta} = |\Delta|\gamma_1/(\gamma_1^2 + \Delta^2)^{1/2}$. Throughout this paper, we consider modest asymmetry values $|\Delta| \ll \gamma_1$ giving simply $\tilde{\Delta} \approx |\Delta|$.
 - [14] M.S. Dresselhaus and G. Dresselhaus, Adv. Phys. **51**, 1 (2002); R.C. Tatar and S. Rabii, Phys. Rev. B **25**, 4126 (1982); J.-C. Charlier, X. Gonze, and J.-P. Michenaud, Phys. Rev. B **43**, 4579 (1991). We use $\gamma_1 = 0.39\text{eV}$, $c_0 = 3.35\text{\AA}$ and use the experimental values $v = 8.0 \times 10^5\text{m/s}$ from Ref. [11].
 - [15] Corners of the hexagonal Brillouin zone are $\mathbf{K}_\xi = \xi(\frac{4}{3}\pi a^{-1}, 0)$, where $\xi = \pm 1$ and a is the lattice constant.

- [16] “*The Quantum Hall Effect*”, edited by R.E. Prange and S.M. Girvin (Springer-Verlag, New York, 1986).