

Theoretical investigation of the magnetic structure in $\text{YBa}_2\text{Cu}_3\text{O}_6$

Ekkehard Krüger

Max-Planck-Institut für Metallforschung, D-70506 Stuttgart, Germany

(Dated: 5. August 2006)

As experimentally well established, $\text{YBa}_2\text{Cu}_3\text{O}_6$ is an antiferromagnet with the magnetic moments lying on the Cu sites. Starting from this experimental result and the assumption, that nearest-neighbor Cu atoms within a layer have exactly antiparallel magnetic moments, the orientation of the magnetic moments has been determined within a nonadiabatic extension of the Heisenberg model of magnetism, called nonadiabatic Heisenberg model. Within this group-theoretical model there exist four stable magnetic structures in $\text{YBa}_2\text{Cu}_3\text{O}_6$, two of them are obviously identical with the high- and low-temperature structure established experimentally. However, not all the magnetic moments which appear to be antiparallel in neutron-scattering experiments are exactly antiparallel within this group-theoretical model. Furthermore, within this model the magnetic moments are not exactly perpendicular to the orthorhombic c axis.

Keywords: magnetism, nonadiabatic Heisenberg model, group theory

1. INTRODUCTION

The magnetic structure of $\text{YBa}_2\text{Cu}_3\text{O}_6$ has been studied by neutron-scattering experiments with high accuracy [1, 2]. $\text{YBa}_2\text{Cu}_3\text{O}_6$ is an insulating antiferromagnet with the magnetic moments lying on the Cu sites. Two magnetic structures have been observed: a high-temperature structure below about 410 K and a low-temperature structure below 15 K.

In the framework a nonadiabatic extension of the Heisenberg model [3], called nonadiabatic Heisenberg model (NHM) [4], a theoretical investigation of all the stable magnetic structures in $\text{YBa}_2\text{Cu}_3\text{O}_6$ is possible. Starting from the experimental result that the magnetic moments lie on the Cu sites and that nearest-neighbor Cu atoms within a layer have exactly antiparallel magnetic moments, the NHM gives a clear description of the orientation of the magnetic moments.

Within the NHM, the electrons in narrow, half-filled bands may lower their Coulomb energy by occupying an atomiclike state as defined by Mott [5] and Hubbard [6]: as long as possible the electrons occupy localized states and perform their band motion by hopping from one atom to another. The localized states are represented by localized functions depending on an additional coordinate \vec{q} related to the nonadiabatic motion of the center of mass of the localized state. The introduction of the new coordinate allows a consistent specification of the atomiclike motion having a *lower energy* than a purely bandlike motion. The nonadiabatic localized functions *must* be adapted to the symmetry of the crystal so that the nonadiabatic Hamiltonian H^n has the correct commutation properties.

The nonadiabatic localized functions may be approximated by the best localized Wannier functions when the nonadiabatic motion of the centers of mass again is disregarded. These “adiabatic” and the nonadiabatic functions will not differ so strongly that their symmetry is altered at the transition from the adiabatic to the nonadiabatic system. Hence, suitable nonadiabatic localized

states allowing an atomiclike motion of the electrons exist if and only if best localized Wannier functions exist which are adapted to the symmetry of the crystal.

The NHM is a purely group-theoretical model which makes use of the magnetic group of the spin structure and the symmetry of the Bloch functions of the narrowest partly filled bands in the band structure of the considered material. It does not specify the physical nature of the exchange mechanism generating the magnetic structure but makes clear statements about all the stable magnetic structures of this material.

Within the NHM, it cannot be distinguished between orbital and spin moments. Therefore, in this paper I always speak of “magnetic moments” which may consist of both orbital and spin moments.

2. MAGNETIC BANDS

The Bloch functions of the narrowest conduction bands of paramagnetic $\text{YBa}_2\text{Cu}_3\text{O}_6$ are labeled by the representations

$$\begin{aligned} &\Gamma_5^+, \Gamma_5^-; \\ &X_2^+, X_4^+, X_3^-, X_1^+, X_4^+; \\ &Z_5^+, Z_5^-; \\ &R_1^+, R_2^+, R_4^+, R_2^-, R_3^-; \\ &A_3^+, A_4^-, A_5^+; \\ &M_4^-, M_3^+, M_1^+, M_5^+, \end{aligned} \quad (1)$$

see Fig. 1.

Table X lists all the bands in tetragonal $\text{YBa}_2\text{Cu}_3\text{O}_6$ with symmetry-adapted and best localized Wannier functions [4] situated on the Cu sites. Strictly speaking, each band is a “band complex” consisting of three single bands or “branches” because there are three Cu atoms in the unit cell.

None of the bands in Table X contains the representation Γ_5^+ or Γ_5^- . This observation alone shows that it is not possible to represent the narrowest partly filled bands of

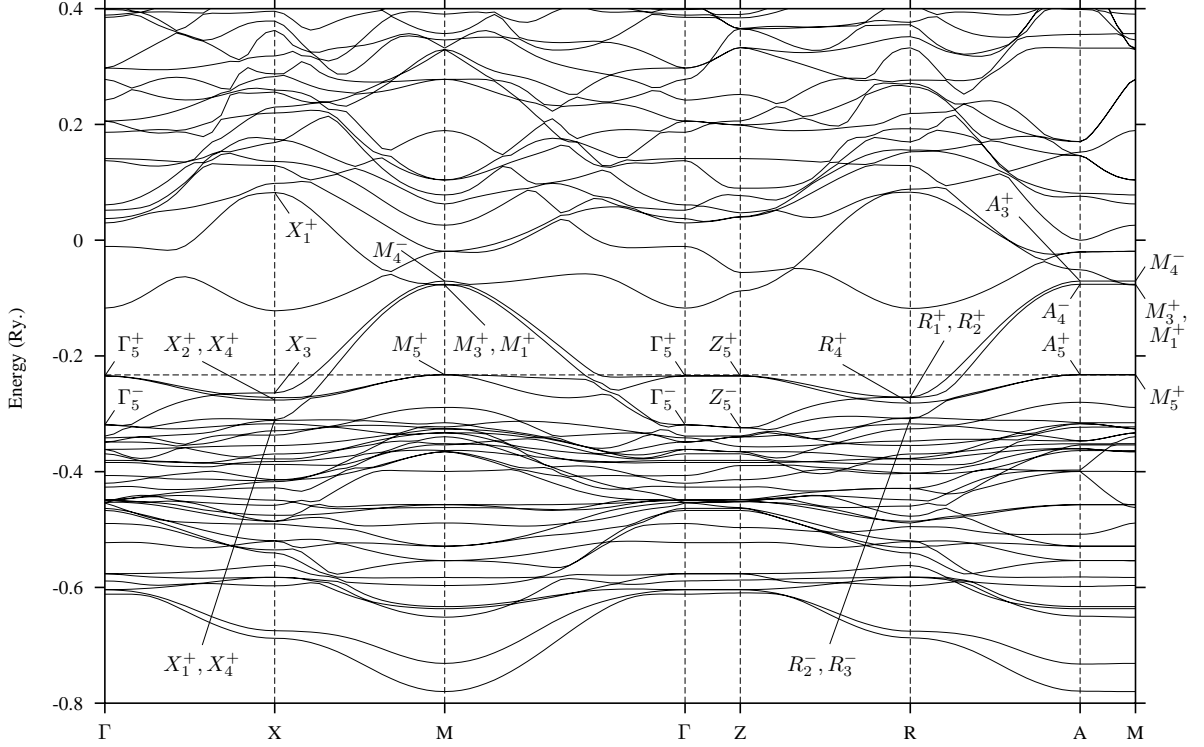


FIG. 1: Band structure of tetragonal $\text{YBa}_2\text{Cu}_3\text{O}_6$ as calculated by Ove Jepsen [7], with symmetry labels determined by the author.

tetragonal $\text{YBa}_2\text{Cu}_3\text{O}_6$ by best localized Wannier functions which are situated on the Cu sites and adapted to the symmetry of the tetragonal crystal. Consequently, in tetragonal $\text{YBa}_2\text{Cu}_3\text{O}_6$ the conduction electrons *cannot* occupy the energetically favorable atomiclike state because suitable localized states do not exist.

In magnetic materials the electrons have another way to occupy an atomiclike state. In any magnetic structure, the symmetry of the paramagnetic system is lowered. The construction of best localized Wannier functions adapted to the *reduced* symmetry of the magnetic state may be possible even if Wannier functions adapted to the symmetry of the paramagnetic phase do not exist.

Assume that a given material possesses a narrow, partly filled “magnetic band” related to a special magnetic structure S . That means that the Bloch functions of this energy band can be unitarily transformed into best localized Wannier functions which are adapted to the reduced symmetry of the structure S . Assume further that the structure S actually exists in this material. Then the electrons may lower their Coulomb energy by occupying an atomiclike state since now localized states with the correct symmetry exist.

This idea may be interpreted as follows [4, 8, 9]: *If a paramagnetic material possesses a narrow, partly filled magnetic band related to a magnetic structure S , then the electron system activates a spin dependent exchange*

mechanism producing this structure. Such a process is allowed within the NHM because this model goes beyond the adiabatic approximation. In the adiabatic system the localized electrons move on *rigid* orbitals (represented by the best localized Wannier functions) in the average potential of the other electrons. Within the NHM, on the other hand, the localized states are represented by localized functions depending on the above mentioned additional coordinate \vec{q} related to the nonadiabatic motion of the center of mass of the localized states. The localized electrons now move on temporarily modified orbitals (each characterized by a definite value of \vec{q}) in a potential depending on which of the adjacent localized states are occupied at present, and on the present positions of the electrons in these states. The nonadiabatic orbitals are still symmetry-adapted on the average of time, but not at any moment. The formation of the magnetic structure S enables the electrons to occupy the energetically favorable atomiclike state. Hence, the correlated nonadiabatic motion of the electrons occurs in such a way that the exchange energy ΔE (depending crucially on the exact form of the localized orbitals) is maximum for this structure S .

This interpretation leads to the definition of magnetic bands which are responsible for stable magnetic states. Magnetic bands have already been identified in Cr [8], Fe [9], and La_2CuO_4 [10]. These bands are evidently

essential to the stability of the magnetic states observed in these materials.

In this paper, I consider antiferromagnetic structures only. An energy band of $\text{YBa}_2\text{Cu}_3\text{O}_6$ is called “antiferromagnetic band with the magnetic group M ” if the Bloch functions of this band can be unitarily transformed into Wannier functions which are

- centered on the Cu sites;
- symmetry-adapted to M ; and
- best localized.

Each antiferromagnetic band in $\text{YBa}_2\text{Cu}_3\text{O}_6$ consists of μ branches with $\mu = 6$ or $\mu = 12$ being the number of Cu atoms in the unit cell.

Before I shall consider all the antiferromagnetic bands of $\text{YBa}_2\text{Cu}_3\text{O}_6$ in Sec. 4, I determine in the following Sec. 3 all the possible magnetic structures in this material.

3. DETERMINATION OF THE ALLOWED MAGNETIC STRUCTURES

Neutron-scattering experiments of antiferromagnetism in $\text{YBa}_2\text{Cu}_3\text{O}_6$ [1, 2] suggest that

- (i) the magnetic moments are localized on the Cu sites and
- (ii) nearest-neighbor Cu atoms within a layer have exactly antiparallel magnetic moments.

The last point (ii) shows that the magnetic group may be written as

$$M = H + \{K|\frac{1}{2}\frac{1}{2}0\}H, \quad (2)$$

where H denotes the space group and K stands for the operator of time inversion. The translational part of the anti-unitary element $\{K|\frac{1}{2}\frac{1}{2}0\}$ is written in terms of the basic translations \vec{T}_1 , \vec{T}_2 , and \vec{T}_3 given in Fig. 2.

Within the NHM, not any magnetic group belongs to a *stable* magnetic structure because both the magnetic state $|m\rangle$ and the time-inverted state

$$|\overline{m}\rangle = K|m\rangle$$

are *eigenstates* of the nonadiabatic Hamiltonian H^n . Therefore, a *stable* magnetic state $|m\rangle$ complies with two conditions:

- $|m\rangle$ is basis function of a one-dimensional corepresentation of M ;
- $|m\rangle$ and the time-inverted state $|\overline{m}\rangle$ are basis functions of a two-dimensional *irreducible* corepresentation of the gray magnetic group

$$\overline{M} = M + KM, \quad (3)$$

see Sec. III.C of Ref. [8].

From these conditions it follows that a stable magnetic state with the space group H can exist if

- (iii) H has at least one one-dimensional single-valued representation R following case (a) with respect to the magnetic group $H + \{K|\frac{1}{2}\frac{1}{2}0\}H$ and case (c) with respect to the magnetic group $H + KH$.

The cases (a) and (c) are defined in Eqs. (7.3.45) and (7.3.47), respectively, in the textbook of Bradley and Cracknell [11]. The irreducible corepresentation derived from R stays one-dimensional in case (a) and becomes two-dimensional in case (c).

Within the NHM, the symmetry of the electron system is lowered as little as possible at the transition from the paramagnetic to the magnetic phase. Therefore

- (iv) I only consider magnetic structures embedded in the symmetry of the tetragonal (paramagnetic) crystal.

This means that all the Cu atoms which are connected by space group operations in the paramagnetic phase are also connected by space group operations in the magnetic phase. For instance, consider the magnetic structure (a) in Fig. 2. The unit cell of this structure contains eight Cu(2) atoms in the A , A' , C , and C' layers and four Cu(1) atoms in the B and B' layers. The Cu(1) atoms as well as the Cu(2) atoms are connected to each other by spatial symmetry in the tetragonal crystal. Also in the magnetic structure, these atoms are connected to each other by space group operations because, first, *all* the eight Cu(2) atoms (together with their magnetic moments) in the unit cell can be generated by application of the eight space group operations

$$\begin{aligned} &\{E|000\}, \{C_{2b}|\frac{1}{2}\frac{1}{2}0\}, \{C_{2z}|00\frac{1}{2}\}, \{C_{2a}|\frac{1}{2}\frac{1}{2}\frac{1}{2}\}, \\ &\{I|000\}, \{\sigma_{db}|\frac{1}{2}\frac{1}{2}0\}, \{\sigma_z|00\frac{1}{2}\}, \{\sigma_{da}|\frac{1}{2}\frac{1}{2}\frac{1}{2}\} \end{aligned} \quad (4)$$

to any Cu(2) atom.

Secondly, also all the four Cu(1) atoms in the magnetic unit cell can be generated by applying the space group operations (4) to any Cu(1) atom. The symmetry operations (4) form, together with the translations, the space group D_{2h}^{16} of the magnetic structure (a). D_{2h}^{16} is a subgroup of the tetragonal space group D_{4h}^1 .

Under all the space groups with the Bravais lattices Γ_q , Γ_o , and Γ_m there are only the four groups

$$\begin{aligned} H_1 &= Pnma &= \Gamma_o D_{2h}^{16} & (62) \\ H_2 &= Pmc2_1 &= \Gamma_o C_{2v}^2 & (26) \\ H_3 &= P2_1/b &= \Gamma_m C_{2h}^5 & (14) \\ H_4 &= P4/mbm &= \Gamma_q D_{4h}^5 & (127) \end{aligned} \quad (5)$$

which satisfy the condition (iii) and belong to magnetic structures complying with the conditions (i), (ii), and (iv). The number in parentheses is the international number of the space group as given, e.g., in Table 3.7 of Ref. [11].

By inspection of Tables II, III, IV, and V, respectively, it can be seen that H_1 (at point S), H_2 (at points S and R), H_3 (at points A and E), and H_4 (at points M and A) possess representations following condition (iii).

4. ANTIFERROMAGNETIC BANDS IN $\text{YBa}_2\text{Cu}_3\text{O}_6$

The symmetry properties of an antiferromagnetic band in $\text{YBa}_2\text{Cu}_3\text{O}_6$ depend on both the positions of the Cu atoms and the space group of the magnetic structure. In this section I determine all the antiferromagnetic bands for the space groups in Eq. (5) and the related magnetic structures. The group-theoretical procedure is described, e.g., in Ref. [10]. The result is compared with the actual symmetry of the Bloch functions in the band structure of $\text{YBa}_2\text{Cu}_3\text{O}_6$.

Any antiferromagnetic band in $\text{YBa}_2\text{Cu}_3\text{O}_6$ should contain the Bloch functions labeled by

$$\Gamma_5^+, M_5^+, Z_5^+, \text{ and } A_5^+, \quad (6)$$

because these functions lie directly at the Fermi level and, hence, particularly determine the electronic motion.

4.1. The two magnetic structures with the space group $H_1 = D_{2h}^{16}$ (62)

Both magnetic structures (a) and (b) depicted in Fig. 2 have the space group $H_1 = D_{2h}^{16}$ (62) with, however, different positions of the coordinate system. Therefore, the translational parts of the space group elements may be different. The structure (a) may be called “fm-like” since the coupling between A and C layers (and between A' and C' layers) is ferromagnetic. Analogously, structure (b) may be called “af-like”, though the coupling between these layers is not exactly antiferromagnetic.

4.1.1. The fm-like structure (a)

Folding the conduction bands of tetragonal $\text{YBa}_2\text{Cu}_3\text{O}_6$ into the Brillouin zone [depicted in Fig. 3 (a)] of the fm-like structure, the representations (1) of the Bloch functions transform as

$$\begin{aligned} \Gamma_5^+ &\rightarrow \underline{\Gamma_3^+} + \underline{\Gamma_4^+} & \Gamma_5^- &\rightarrow \underline{\Gamma_3^-} + \underline{\Gamma_4^-} \\ Z_5^+ &\rightarrow \underline{\Gamma_1^+} + \underline{\Gamma_2^+} & Z_5^- &\rightarrow \underline{\Gamma_1^-} + \underline{\Gamma_2^-} \\ M_3^+ &\rightarrow \underline{\Gamma_1^+} & M_4^- &\rightarrow \underline{\Gamma_2^-} \\ M_5^+ &\rightarrow \underline{\Gamma_3^+} + \underline{\Gamma_4^+} & A_3^+ &\rightarrow \underline{\Gamma_3^+} \\ A_4^- &\rightarrow \underline{\Gamma_4^-} & A_5^+ &\rightarrow \underline{\Gamma_1^+} + \underline{\Gamma_2^+} \\ X_3^- &\rightarrow \underline{S_1^+} + \underline{S_2^+} & X_2^+ &\rightarrow \underline{S_3^-} + \underline{S_4^-} \\ R_1^+ &\rightarrow \underline{S_3^-} + \underline{S_4^-} & R_2^+ &\rightarrow \underline{S_1^-} + \underline{S_2^-} \\ R_4^+ &\rightarrow \underline{S_1^-} + \underline{S_2^-} & R_3^- &\rightarrow \underline{S_3^+} + \underline{S_4^+}, \end{aligned} \quad (7)$$

see Table VI. The underlined representations form an antiferromagnetic band, namely band 1 in Table XI.

4.1.2. The af-like structure (b)

Folding the conduction bands of tetragonal $\text{YBa}_2\text{Cu}_3\text{O}_6$ into the Brillouin zone [depicted in Fig. 3 (a)] of the af-like structure, the representations of the Bloch functions now transform as

$$\begin{aligned} \Gamma_5^+ &\rightarrow \underline{\Gamma_3^+} + \underline{\Gamma_4^+} & \Gamma_5^- &\rightarrow \underline{\Gamma_3^-} + \underline{\Gamma_4^-} \\ Z_5^+ &\rightarrow \underline{\Gamma_1^-} + \underline{\Gamma_2^-} & Z_5^- &\rightarrow \underline{\Gamma_1^+} + \underline{\Gamma_2^+} \\ M_3^+ &\rightarrow \underline{\Gamma_1^+} & M_4^- &\rightarrow \underline{\Gamma_2^-} \\ M_5^+ &\rightarrow \underline{\Gamma_3^+} + \underline{\Gamma_4^+} & A_3^+ &\rightarrow \underline{\Gamma_4^-} \\ A_4^- &\rightarrow \underline{\Gamma_3^+} & A_5^+ &\rightarrow \underline{\Gamma_1^-} + \underline{\Gamma_2^-} \\ X_3^- &\rightarrow \underline{S_3^-} + \underline{S_4^-} & X_2^+ &\rightarrow \underline{S_1^+} + \underline{S_2^+} \\ X_4^+ &\rightarrow \underline{S_1^+} + \underline{S_2^+} & X_1^+ &\rightarrow \underline{S_3^+} + \underline{S_4^+} \\ R_1^+ &\rightarrow \underline{S_1^-} + \underline{S_2^-} & R_2^+ &\rightarrow \underline{S_3^-} + \underline{S_4^-} \end{aligned} \quad (8)$$

see Table VI. The underlined representations form an antiferromagnetic band, namely band 2 in Table XII.

4.2. The magnetic structure with the space group $H_2 = C_{2v}^2$ (26)

The magnetic structure with the space group $H_2 = C_{2v}^2$ (26) is depicted in Fig. 2 (d). Folding again the conduction bands of tetragonal $\text{YBa}_2\text{Cu}_3\text{O}_6$ into the Brillouin zone [see Fig. 3 (b)] of this structure, the representations of the Bloch functions transform as

$$\begin{aligned} \Gamma_5^+ &\rightarrow \underline{\Gamma_2} + \underline{\Gamma_3} & \Gamma_5^- &\rightarrow \underline{\Gamma_1} + \underline{\Gamma_4} \\ Z_5^+ &\rightarrow \underline{Z_2} + \underline{Z_3} & Z_5^- &\rightarrow \underline{Z_1} + \underline{Z_4} \\ M_3^+ &\rightarrow \underline{\Gamma_1} & M_4^- &\rightarrow \underline{\Gamma_2} \\ M_5^+ &\rightarrow \underline{\Gamma_2} + \underline{\Gamma_3} & A_3^+ &\rightarrow \underline{Z_1} \\ A_4^- &\rightarrow \underline{Z_2} & A_5^+ &\rightarrow \underline{Z_2} + \underline{Z_3} \\ X_3^- &\rightarrow \underline{S_3} + \underline{S_4} & X_2^+ &\rightarrow \underline{S_3} + \underline{S_4} \\ X_1^+ &\rightarrow \underline{S_1} + \underline{S_2} & R_1^+ &\rightarrow \underline{R_1} + \underline{R_2} \\ R_2^+ &\rightarrow \underline{R_3} + \underline{R_4} & R_4^+ &\rightarrow \underline{R_3} + \underline{R_4} \end{aligned} \quad (9)$$

see Table VII. Again the underlined representations form an antiferromagnetic band, namely band 2 in Table XIII.

4.3. The magnetic structure with the space group $H_3 = C_{2h}^5$ (14)

The magnetic structure with the space group $H_3 = C_{2h}^5$ (14) is depicted in Fig. 2 (c). Folding the conduction

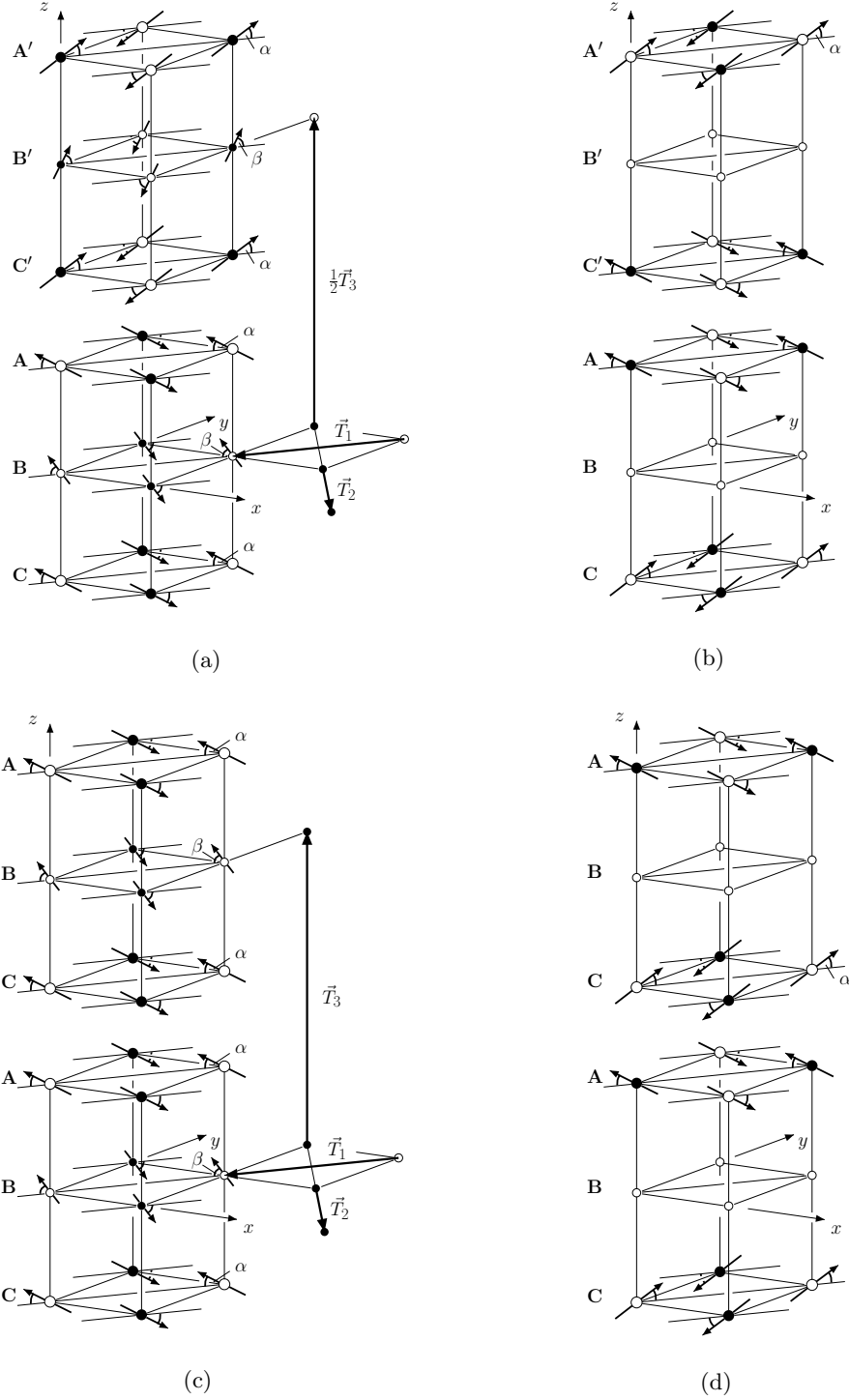
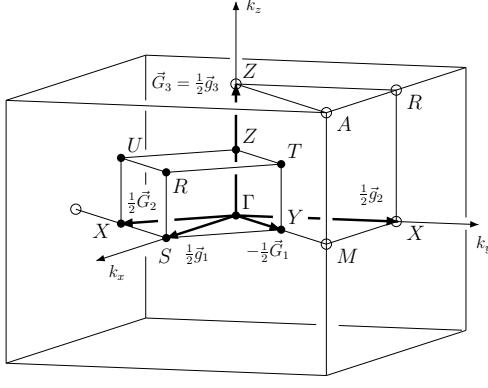
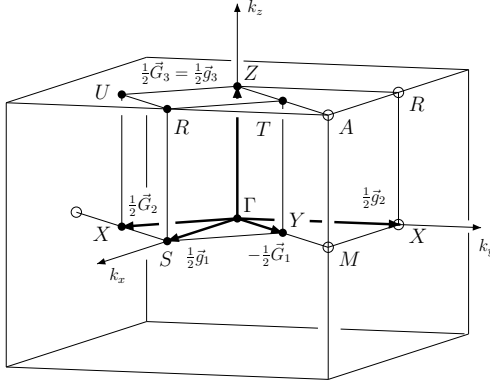


FIG. 2: Magnetic structures in $\text{YBa}_2\text{Cu}_3\text{O}_6$ with the magnetic moments being localized on the Cu sites and with nearest-neighbor Cu atoms within a layer having antiparallel magnetic moments. The figure shows all the structures (a) – (d) which are stable within the NHM. Solid and open circles represent Cu atoms as in Figs. 1 and 3 of Refs. [2] and [1], respectively, to facilitate a comparison with these figures. The basic translations \vec{T}_1 , \vec{T}_2 , and \vec{T}_3 for the structures (a) and (b) are given in Fig. (a), those for (c) and (d) are given in Fig. (c). The magnetic moments lie exactly in the planes spanned by \vec{T}_1 and \vec{T}_3 . All the angles α in the A, A', C, and C' layers correspond exactly in size and all the angles β in the B and B' layers correspond exactly in size, too. The angles α and β may be different and are not determined by group theory. However, each of the four structures becomes unstable for $\alpha \rightarrow 0$ and $\beta \rightarrow 0$ or for $\alpha \rightarrow 90^\circ$ and $\beta \rightarrow 90^\circ$. Thus, the magnetic moments lie neither in $\pm\vec{T}_3$ direction nor perpendicular to \vec{T}_3 . The magnetic unit cell of the fm-like structure (a) and the af-like structure (b) is doubled in \vec{T}_3 direction. In the structures (b) and (d) there are no magnetic moments in the B and B' layers. The structures (a), (b), and (d) are orthorhombic, (c) is monoclinic. The structures (a) and (d) are obviously identical with the experimentally investigated low- and high-temperature magnetic structure, respectively, see Refs. [2] and [1].



(a)



(b)

FIG. 3: Brillouin zones for paramagnetic and antiferromagnetic $\text{YBa}_2\text{Cu}_3\text{O}_6$ with the reciprocal lattice vectors $\vec{g}_1, \vec{g}_2, \vec{g}_3$ and $\vec{G}_1, \vec{G}_2, \vec{G}_3$, respectively.

(a) Basic domain of the Brillouin zone for the orthorhombic antiferromagnetic structures (a) and (b) in Fig. 2 within the Brillouin zone for the tetragonal paramagnetic lattice.

(b) Basic domain of the Brillouin zone for the orthorhombic antiferromagnetic structure (d) in Fig. 2 within the Brillouin zone for the tetragonal paramagnetic lattice.

bands of tetragonal $\text{YBa}_2\text{Cu}_3\text{O}_6$ into the Brillouin zone of this monoclinic structure, the representations of the

Bloch functions transform as

$$\begin{aligned}
 \Gamma_5^+ &\rightarrow \Gamma_1^+ + \Gamma_2^+ & \Gamma_5^- &\rightarrow \Gamma_1^- + \Gamma_2^- \\
 Z_5^+ &\rightarrow \underline{Z_1^+} + \underline{Z_2^+} & Z_5^- &\rightarrow \underline{Z_1^-} + \underline{Z_2^-} \\
 M_3^+ &\rightarrow \Gamma_1^+ & M_4^- &\rightarrow \Gamma_2^- \\
 M_5^+ &\rightarrow \Gamma_1^+ + \Gamma_2^+ & A_3^+ &\rightarrow \underline{Z_1^+} \\
 A_4^- &\rightarrow \underline{Z_2^-} & A_5^+ &\rightarrow \underline{Z_1^+} + \underline{Z_2^+} \\
 X_3^- &\rightarrow \underline{A_1^-} + \underline{A_2^-} & X_2^+ &\rightarrow \underline{A_1^+} + \underline{A_2^+} \\
 X_1^+ &\rightarrow \underline{A_1^+} + \underline{A_2^+} & R_1^+ &\rightarrow \underline{E_1^+} + \underline{E_2^+} \\
 R_2^+ &\rightarrow \underline{E_1^+} + \underline{E_2^+} & R_2^- &\rightarrow \underline{E_1^-} + \underline{E_2^-}
 \end{aligned} \tag{10}$$

see Table VIII. The Brillouin zone for Γ_m is depicted, e.g., in Fig. 3.3 of Ref. [11]. Again the underlined representations form an antiferromagnetic band, namely band 1 in Table XIV.

4.4. The magnetic structure with the space group $H_4 = D_{4h}^5$ (127)

Putting $\alpha = \beta = 90^\circ$ in all the structures (a) – (d) in Fig. 2, we get a tetragonal antiferromagnetic structure with the magnetic moments lying in $\pm z$ direction. This structure possesses the space group $H_4 = D_{4h}^5$ (127). Folding the conduction bands of tetragonal paramagnetic $\text{YBa}_2\text{Cu}_3\text{O}_6$ into the Brillouin zone of the antiferromagnetic structure, the representations of the Bloch functions at points Γ and M transform as

$$\begin{aligned}
 \Gamma_5^+ &\rightarrow \Gamma_5^+ & \Gamma_5^- &\rightarrow \Gamma_5^- \\
 M_3^+ &\rightarrow \Gamma_3^+ & M_4^- &\rightarrow \Gamma_4^- \\
 M_5^+ &\rightarrow \Gamma_5^+
 \end{aligned} \tag{11}$$

see Table IX. The Brillouin zone of the antiferromagnetic structure is also the Brillouin zone for Γ_q lying within the Brillouin zone of the paramagnetic phase in a similar manner as depicted in Fig. 3 (b) for the Brillouin zone for Γ_o . Table XV lists all the antiferromagnetic bands (in the Brillouin zone of the antiferromagnetic structure). Not one of these bands contains the two-dimensional representations Γ_5^\pm standing on the right-hand sites of Eq. (11). Consequently, an antiferromagnetic band does not exist.

4.5. Summary of Section 4

All the magnetic structures (a) – (d) in Fig. 2 possess a narrow partly filled antiferromagnetic band in the band structure of $\text{YBa}_2\text{Cu}_3\text{O}_6$. The Bloch functions of these bands can be unitarily transformed into best localized Wannier functions which are centered on the Cu sites and symmetry-adapted to the related magnetic groups $H_i + \{K|\frac{1}{2}\frac{1}{2}0\}H_i$ ($i = 1, 2, 3$). Consequently, the electrons can

lower their Coulomb energy by occupying an atomiclike state represented by these Wannier functions and, hence, all the structures (a) – (d) are stable in $\text{YBa}_2\text{Cu}_3\text{O}_6$.

However, the structures become unstable for $\alpha \rightarrow 90^\circ$ and $\beta \rightarrow 90^\circ$ because for $\alpha = \beta = 90^\circ$ all the structures have the space group $H_4 = D_{4h}^5$ (127). In this space group, $\text{YBa}_2\text{Cu}_3\text{O}_6$ does not possess an antiferromagnetic band

Furthermore, all the structures (a) – (d) become unstable for $\alpha \rightarrow 0$ and $\beta \rightarrow 0$ because for $\alpha = \beta = 0$ the structures (a), (b), (c), and (d) have the space groups $\Gamma_o D_{2h}^{28}$ (74), $\Gamma_o D_{2h}^{28}$ (74), $\Gamma_o D_{2h}^7$ (53), and $\Gamma_o D_{2h}^5$ (51), respectively. None of these space groups has non-real one-dimensional representations (see, e.g., Table 5.7 of Ref. [11]) which are necessary for antiferromagnetic eigenstates, see point (iii) in Sec. 3.

Eqs. (7) – (10) list only the points of symmetry in the antiferromagnetic Brillouin zone which are related to the points of symmetry in the paramagnetic Brillouin zone. The representations at the other points of symmetry in the antiferromagnetic Brillouin zone (which are also given in Tables XI – XIV) are related to lines and planes of symmetry in the paramagnetic Brillouin zone. It turns out that they are uncritical in $\text{YBa}_2\text{Cu}_3\text{O}_6$ and, hence, are not considered in this paper for brevity.

At the points X and R in the paramagnetic Brillouin zone, the antiferromagnetic bands in Eqs. (7) – (10) may also be chosen in a slightly different manner. I have chosen these bands to be as narrow as possible.

5. DISCUSSION

In the framework of the NHM, all the structures (a) – (d) in Fig. 2 are stable in $\text{YBa}_2\text{Cu}_3\text{O}_6$ because each of these magnetic structures enables the electrons at the Fermi level to occupy the energetically favorable atomiclike state. Evidently, the related antiferromagnetic band is half-filled since $\text{YBa}_2\text{Cu}_3\text{O}_6$ is insulating.

The structures (a) and (d) are obviously identical with the experimentally investigated low- and high-

temperature phase [1, 2], respectively. In Figs. 1 and 3 of Refs. [2] and [1], respectively, open and solid circles represent Cu sites with mutually antiparallel magnetic moments oriented perpendicular to the orthorhombic c direction [1]. These open and closed circles are also depicted in Fig. 2 to facilitate a comparison of the figures. It turns out that the magnetic moments belonging to open and closed circles are not always exactly antiparallel. Furthermore, the magnetic moments are not exactly perpendicular to the orthorhombic c direction.

To my knowledge, the af-like structure (b) has not yet been found experimentally. Within the NHM, I have not found any reason why the fm-like structure (a) should be more stable than the af-like structure. It is true that the antiferromagnetic bands differ slightly at points X and R in the paramagnetic Brillouin zone, see Eqs. (7) and (8). However, from this difference I cannot conclude any difference between the condensation energies of the fm-like and af-like structure. Hence, it cannot be excluded that the af-like structure is also realized under slightly altered conditions. It should be noted, however, that either the fm-like or the af-like structure may exist in $\text{YBa}_2\text{Cu}_3\text{O}_6$. Any combination of the two structures is not stable within the NHM.

Also, the structure (c) has not yet been found experimentally. This structure requires a monoclinic distortion of the tetragonal crystal. I believe that such a distortion is energetically less favorable than the orthorhombic distortions in the other structures (a), (b), and (d). Hence, I believe that the structure (c) has a smaller condensation energy than the other structures (a), (b), and (d).

Acknowledgments

I am very indebted to Ove Jepsen for providing me with all the data I needed to determine the symmetry of the Bloch functions in the band structure of $\text{YBa}_2\text{Cu}_3\text{O}_6$. I thank Ernst Helmut Brandt for critical comments on the manuscript.

-
1. S. Shamoto, M. Sato, J. M. Tranquada, B. J. Sternlieb, and G. Shirane, Phys. Rev. B **48**, 13817 (1993).
 2. J. M. Tranquada, A. H. Moudden, A. I. Goldman, P. Zolliker, D. E. Cox, G. Shirane, S. K. Sinha, D. Vaknin, D. C. Johnston, M. S. Alvarez, et al., Phys. Rev. B **38**, 2477 (1988).
 3. W. Heisenberg, Z. Phys. **49**, 619 (1928).
 4. E. Krüger, Phys. Rev. B **63**, 144403 (2001).
 5. N. F. Mott, Can. J. Phys. **34**, 1356 (1956).
 6. J. Hubbard, Proc. R. Soc. London, Ser. A **276**, 238 (1963).
 7. O. Jepsen, private communication.
 8. E. Krüger, Phys. Rev. B **40**, 11090 (1989).
 9. E. Krüger, Phys. Rev. B **59**, 13795 (1999).
 10. E. Krüger, arXiv:cond-mat/0409118v1 (2004).
 11. C. Bradley and A.P. Cracknell, *The Mathematical Theory of Symmetry in Solids* (Clarendon, Oxford, 1972).
 12. E. Krüger, Phys. Rev. B **32**, 7493 (1985).

APPENDIX: TABLES

TABLE I: Character tables of the single-valued irreducible representations of the space group $P4/mmm = \Gamma_q D_{4h}^1$ (123) of tetragonal paramagnetic $\text{YBa}_2\text{Cu}_3\text{O}_6$.

$\Gamma(000), M(\frac{1}{2}\frac{1}{2}0), A(\frac{1}{2}\frac{1}{2}\frac{1}{2}), \text{ and } Z(00\frac{1}{2})$											
	E	C_{2z}	C_{4z}^-	C_{2y}	C_{2b}	I	σ_z	S_{4z}^+	σ_y	σ_{db}	
	C_{4z}^+	C_{2x}	C_{2a}	S_{4z}^-	σ_x	σ_{da}					
$\Gamma_1^+, M_1^+, A_1^+, Z_1^+$	1	1	1	1	1	1	1	1	1	1	1
$\Gamma_2^+, M_2^+, A_2^+, Z_2^+$	1	1	1	-1	-1	1	1	1	-1	-1	-1
$\Gamma_3^+, M_3^+, A_3^+, Z_3^+$	1	1	-1	1	-1	1	1	-1	1	-1	-1
$\Gamma_4^+, M_4^+, A_4^+, Z_4^+$	1	1	-1	-1	1	1	1	-1	-1	1	1
$\Gamma_5^+, M_5^+, A_5^+, Z_5^+$	2	-2	0	0	0	2	-2	0	0	0	0
$\Gamma_1^-, M_1^-, A_1^-, Z_1^-$	1	1	1	1	1	-1	-1	-1	-1	-1	-1
$\Gamma_2^-, M_2^-, A_2^-, Z_2^-$	1	1	1	-1	-1	-1	-1	-1	1	1	1
$\Gamma_3^-, M_3^-, A_3^-, Z_3^-$	1	1	-1	1	-1	-1	-1	1	-1	1	1
$\Gamma_4^-, M_4^-, A_4^-, Z_4^-$	1	1	-1	-1	1	-1	-1	1	1	-1	-1
$\Gamma_5^-, M_5^-, A_5^-, Z_5^-$	2	-2	0	0	0	-2	2	0	0	0	0

$R(0\frac{1}{2}\frac{1}{2}) \text{ and } X(0\frac{1}{2}0)$									
	E	C_{2z}	C_{2y}	C_{2x}	I	σ_z	σ_y	σ_x	
R_1^+, X_1^+	1	1	1	1	1	1	1	1	1
R_2^+, X_2^+	1	-1	1	-1	1	-1	1	-1	-1
R_3^+, X_3^+	1	1	-1	-1	1	1	-1	-1	-1
R_4^+, X_4^+	1	-1	-1	1	1	-1	-1	1	1
R_1^-, X_1^-	1	1	1	1	-1	-1	-1	-1	-1
R_2^-, X_2^-	1	-1	1	-1	-1	1	-1	1	1
R_3^-, X_3^-	1	1	-1	-1	-1	-1	1	1	1
R_4^-, X_4^-	1	-1	-1	1	-1	1	1	-1	-1

Note to Table I

- (i) See the common notes to Tables I – V following Table V.

TABLE II: Character tables and defining relations of the single-valued irreducible corepresentations of the magnetic group of the two orthorhombic antiferromagnetic structures (a) and (b) depicted in Fig. 2.

$\Gamma(000)$										
Γ , Fm:	K	$\{K \frac{1}{2}\frac{1}{2}0\}$	$\{E 000\}$	$\{C_{2b} \frac{1}{2}\frac{1}{2}0\}$	$\{C_{2z} 00\frac{1}{2}\}$	$\{C_{2a} \frac{1}{2}\frac{1}{2}\frac{1}{2}\}$	$\{I 000\}$	$\{\sigma_{db} \frac{1}{2}\frac{1}{2}0\}$	$\{\sigma_z 00\frac{1}{2}\}$	$\{\sigma_{da} \frac{1}{2}\frac{1}{2}\frac{1}{2}\}$
Γ , Af:	K	$\{K \frac{1}{2}\frac{1}{2}0\}$	$\{E 000\}$	$\{C_{2b} \frac{1}{2}\frac{1}{2}\frac{1}{2}\}$	$\{C_{2z} 00\frac{1}{2}\}$	$\{C_{2a} \frac{1}{2}\frac{1}{2}0\}$	$\{I 00\frac{1}{2}\}$	$\{\sigma_{db} \frac{1}{2}\frac{1}{2}0\}$	$\{\sigma_z 000\}$	$\{\sigma_{da} \frac{1}{2}\frac{1}{2}\frac{1}{2}\}$
Γ_1^+	(a)	(a)	1	1	1	1	1	1	1	1
Γ_2^+	(a)	(a)	1	-1	1	-1	1	-1	1	-1
Γ_3^+	(a)	(a)	1	1	-1	-1	1	1	-1	-1
Γ_4^+	(a)	(a)	1	-1	-1	1	1	-1	-1	1
Γ_1^-	(a)	(a)	1	1	1	1	-1	-1	-1	-1
Γ_2^-	(a)	(a)	1	-1	1	-1	-1	1	-1	1
Γ_3^-	(a)	(a)	1	1	-1	-1	-1	-1	1	1
Γ_4^-	(a)	(a)	1	-1	-1	1	-1	1	1	-1

$Z(00\frac{1}{2}), Y(\frac{1}{2}00), X(0\frac{1}{2}0), \text{ and } U(0\frac{1}{2}\frac{1}{2})$										
Z, Fm:			$\{\sigma_{da} \frac{1}{2}\frac{1}{2}\frac{1}{2}\}$	$\{I 001\}$	$\{C_{2a} \frac{1}{2}\frac{1}{2}\frac{1}{2}\}$			$\{C_{2z} 00\frac{1}{2}\}$	$\{C_{2b} \frac{1}{2}\frac{1}{2}1\}$	$\{\sigma_z 00\frac{1}{2}\}$
Z, Fm:	$\{E 000\}$	$\{E 001\}$	$\{\sigma_{da} \frac{1}{2}\frac{1}{2}\frac{3}{2}\}$	$\{I 000\}$	$\{C_{2a} \frac{1}{2}\frac{1}{2}\frac{3}{2}\}$	$\{\sigma_{db} \frac{1}{2}\frac{1}{2}0\}$	$\{\sigma_{db} \frac{1}{2}\frac{1}{2}1\}$	$\{C_{2z} 00\frac{3}{2}\}$	$\{C_{2b} \frac{1}{2}\frac{1}{2}0\}$	$\{\sigma_z 00\frac{3}{2}\}$
Z, Af:			$\{\sigma_{da} \frac{1}{2}\frac{1}{2}\frac{1}{2}\}$	$\{I 00\frac{1}{2}\}$	$\{C_{2a} \frac{1}{2}\frac{1}{2}0\}$			$\{C_{2z} 00\frac{1}{2}\}$	$\{C_{2b} \frac{1}{2}\frac{1}{2}\frac{1}{2}\}$	$\{\sigma_z 000\}$
Z, Af:	$\{E 000\}$	$\{E 001\}$	$\{\sigma_{da} \frac{1}{2}\frac{1}{2}\frac{3}{2}\}$	$\{I 00\frac{3}{2}\}$	$\{C_{2a} \frac{1}{2}\frac{1}{2}1\}$	$\{\sigma_{db} \frac{1}{2}\frac{1}{2}0\}$	$\{\sigma_{db} \frac{1}{2}\frac{1}{2}1\}$	$\{C_{2z} 00\frac{3}{2}\}$	$\{C_{2b} \frac{1}{2}\frac{1}{2}\frac{3}{2}\}$	$\{\sigma_z 001\}$
Y, Fm:			$\{\sigma_{db} \frac{1}{2}\frac{1}{2}0\}$	$\{I 100\}$	$\{C_{2b} \frac{1}{2}\frac{1}{2}0\}$			$\{C_{2a} \frac{1}{2}\frac{1}{2}\frac{1}{2}\}$	$\{C_{2z} 10\frac{1}{2}\}$	$\{\sigma_{da} \frac{1}{2}\frac{1}{2}\frac{1}{2}\}$
Y, Fm:	$\{E 000\}$	$\{E 100\}$	$\{\sigma_{db} \frac{3}{2}\frac{1}{2}0\}$	$\{I 000\}$	$\{C_{2b} \frac{3}{2}\frac{1}{2}0\}$	$\{\sigma_z 00\frac{1}{2}\}$	$\{\sigma_z 10\frac{1}{2}\}$	$\{C_{2a} \frac{3}{2}\frac{1}{2}\frac{1}{2}\}$	$\{C_{2z} 00\frac{1}{2}\}$	$\{\sigma_{da} \frac{3}{2}\frac{1}{2}\frac{1}{2}\}$
Y, Af:			$\{\sigma_{db} \frac{1}{2}\frac{1}{2}0\}$	$\{I 00\frac{1}{2}\}$	$\{C_{2b} \frac{3}{2}\frac{1}{2}\frac{1}{2}\}$			$\{C_{2a} \frac{1}{2}\frac{1}{2}0\}$	$\{C_{2z} 00\frac{1}{2}\}$	$\{\sigma_{da} \frac{3}{2}\frac{1}{2}\frac{1}{2}\}$
Y, Af:	$\{E 000\}$	$\{E 100\}$	$\{\sigma_{db} \frac{3}{2}\frac{1}{2}0\}$	$\{I 10\frac{1}{2}\}$	$\{C_{2b} \frac{1}{2}\frac{1}{2}\frac{1}{2}\}$	$\{\sigma_z 000\}$	$\{\sigma_z 100\}$	$\{C_{2a} \frac{3}{2}\frac{1}{2}0\}$	$\{C_{2z} 10\frac{1}{2}\}$	$\{\sigma_{da} \frac{1}{2}\frac{1}{2}\frac{1}{2}\}$
X, Fm:			$\{\sigma_{da} \frac{1}{2}\frac{3}{2}\frac{1}{2}\}$	$\{I 010\}$	$\{C_{2a} \frac{1}{2}\frac{3}{2}\frac{1}{2}\}$			$\{C_{2b} \frac{1}{2}\frac{1}{2}\frac{3}{2}\}$	$\{C_{2z} 01\frac{1}{2}\}$	$\{\sigma_{db} \frac{1}{2}\frac{1}{2}\frac{3}{2}\}$
X, Fm:	$\{E 000\}$	$\{E 010\}$	$\{\sigma_{da} \frac{1}{2}\frac{1}{2}\frac{1}{2}\}$	$\{I 000\}$	$\{C_{2a} \frac{1}{2}\frac{1}{2}\frac{1}{2}\}$	$\{\sigma_z 00\frac{1}{2}\}$	$\{\sigma_z 01\frac{1}{2}\}$	$\{C_{2b} \frac{1}{2}\frac{1}{2}0\}$	$\{C_{2z} 00\frac{1}{2}\}$	$\{\sigma_{db} \frac{1}{2}\frac{1}{2}0\}$
X, Af:			$\{\sigma_{da} \frac{1}{2}\frac{3}{2}\frac{1}{2}\}$	$\{I 01\frac{1}{2}\}$	$\{C_{2a} \frac{1}{2}\frac{3}{2}0\}$			$\{C_{2b} \frac{1}{2}\frac{1}{2}\frac{3}{2}\}$	$\{C_{2z} 01\frac{1}{2}\}$	$\{\sigma_{db} \frac{1}{2}\frac{1}{2}\frac{3}{2}\}$
X, Af:	$\{E 000\}$	$\{E 010\}$	$\{\sigma_{da} \frac{1}{2}\frac{1}{2}\frac{1}{2}\}$	$\{I 00\frac{1}{2}\}$	$\{C_{2a} \frac{1}{2}\frac{1}{2}0\}$	$\{\sigma_z 000\}$	$\{\sigma_z 010\}$	$\{C_{2b} \frac{1}{2}\frac{1}{2}\frac{1}{2}\}$	$\{C_{2z} 00\frac{1}{2}\}$	$\{\sigma_{db} \frac{1}{2}\frac{1}{2}0\}$
U, Fm:			$\{C_{2z} 00\frac{1}{2}\}$	$\{I 001\}$	$\{\sigma_z 00\frac{1}{2}\}$			$\{C_{2b} \frac{1}{2}\frac{1}{2}0\}$	$\{\sigma_{da} \frac{1}{2}\frac{1}{2}\frac{3}{2}\}$	$\{\sigma_{db} \frac{1}{2}\frac{1}{2}0\}$
U, Fm:	$\{E 000\}$	$\{E 001\}$	$\{C_{2z} 00\frac{3}{2}\}$	$\{I 000\}$	$\{\sigma_z 00\frac{3}{2}\}$	$\{C_{2a} \frac{1}{2}\frac{1}{2}\frac{1}{2}\}$	$\{C_{2a} \frac{1}{2}\frac{1}{2}\frac{3}{2}\}$	$\{C_{2b} \frac{1}{2}\frac{1}{2}1\}$	$\{\sigma_{da} \frac{1}{2}\frac{1}{2}\frac{1}{2}\}$	$\{\sigma_{db} \frac{1}{2}\frac{1}{2}1\}$
U, Af:			$\{C_{2z} 00\frac{1}{2}\}$	$\{I 00\frac{1}{2}\}$	$\{\sigma_z 000\}$			$\{C_{2b} \frac{1}{2}\frac{1}{2}\frac{3}{2}\}$	$\{\sigma_{da} \frac{1}{2}\frac{1}{2}\frac{3}{2}\}$	$\{\sigma_{db} \frac{1}{2}\frac{1}{2}0\}$
U, Af:	$\{E 000\}$	$\{E 001\}$	$\{C_{2z} 00\frac{3}{2}\}$	$\{I 00\frac{3}{2}\}$	$\{\sigma_z 001\}$	$\{C_{2a} \frac{1}{2}\frac{1}{2}0\}$	$\{C_{2a} \frac{1}{2}\frac{1}{2}1\}$	$\{C_{2b} \frac{1}{2}\frac{1}{2}\frac{1}{2}\}$	$\{\sigma_{da} \frac{1}{2}\frac{1}{2}\frac{1}{2}\}$	$\{\sigma_{db} \frac{1}{2}\frac{1}{2}1\}$
Z_1, Y_1, X_1, U_1	2	-2	0	0	0	2	-2	0	0	0
Z_2, Y_2, X_2, U_2	2	-2	0	0	0	-2	2	0	0	0

$R(\frac{1}{2}\frac{1}{2}\frac{1}{2}) \text{ and } T(\frac{1}{2}0\frac{1}{2})$										
R, Fm:			$\{\sigma_z 00\frac{3}{2}\}$	$\{C_{2a} \frac{1}{2}\frac{1}{2}\frac{1}{2}\}$	$\{I 001\}$	$\{C_{2b} \frac{1}{2}\frac{1}{2}0\}$	$\{C_{2z} 00\frac{3}{2}\}$	$\{\sigma_{da} \frac{1}{2}\frac{1}{2}\frac{1}{2}\}$		
R, Fm:	$\{E 000\}$	$\{\sigma_{db} \frac{1}{2}\frac{1}{2}1\}$	$\{E 001\}$	$\{\sigma_{db} \frac{1}{2}\frac{1}{2}0\}$	$\{\sigma_z 00\frac{1}{2}\}$	$\{C_{2a} \frac{1}{2}\frac{1}{2}\frac{3}{2}\}$	$\{I 000\}$	$\{C_{2b} \frac{1}{2}\frac{1}{2}1\}$	$\{C_{2z} 00\frac{1}{2}\}$	$\{\sigma_{da} \frac{1}{2}\frac{1}{2}\frac{3}{2}\}$
R, Af:			$\{\sigma_z 001\}$	$\{C_{2a} \frac{1}{2}\frac{1}{2}0\}$	$\{I 00\frac{3}{2}\}$	$\{C_{2b} \frac{1}{2}\frac{1}{2}\frac{1}{2}\}$	$\{C_{2z} 00\frac{1}{2}\}$	$\{\sigma_{da} \frac{1}{2}\frac{1}{2}\frac{3}{2}\}$		
R, Af:	$\{E 000\}$	$\{\sigma_{db} \frac{1}{2}\frac{1}{2}1\}$	$\{E 001\}$	$\{\sigma_{db} \frac{1}{2}\frac{1}{2}0\}$	$\{\sigma_z 000\}$	$\{C_{2a} \frac{1}{2}\frac{1}{2}1\}$	$\{I 00\frac{1}{2}\}$	$\{C_{2b} \frac{1}{2}\frac{1}{2}\frac{3}{2}\}$	$\{C_{2z} 00\frac{3}{2}\}$	$\{\sigma_{da} \frac{1}{2}\frac{1}{2}\frac{1}{2}\}$
T, Fm:			$\{\sigma_z 00\frac{3}{2}\}$	$\{\sigma_{db} \frac{1}{2}\frac{1}{2}0\}$	$\{I 001\}$	$\{\sigma_{da} \frac{1}{2}\frac{1}{2}\frac{1}{2}\}$	$\{C_{2z} 00\frac{3}{2}\}$	$\{C_{2b} \frac{1}{2}\frac{1}{2}0\}$		
T, Fm:	$\{E 000\}$	$\{C_{2a} \frac{1}{2}\frac{1}{2}\frac{3}{2}\}$	$\{E 001\}$	$\{C_{2a} \frac{1}{2}\frac{1}{2}\frac{1}{2}\}$	$\{\sigma_z 00\frac{1}{2}\}$	$\{\sigma_{db} \frac{1}{2}\frac{1}{2}1\}$	$\{I 000\}$	$\{\sigma_{da} \frac{1}{2}\frac{1}{2}\frac{3}{2}\}$	$\{C_{2z} 00\frac{1}{2}\}$	$\{C_{2b} \frac{1}{2}\frac{1}{2}1\}$
T, Af:			$\{\sigma_z 001\}$	$\{\sigma_{db} \frac{1}{2}\frac{1}{2}0\}$	$\{I 00\frac{3}{2}\}$	$\{\sigma_{da} \frac{1}{2}\frac{1}{2}\frac{3}{2}\}$	$\{C_{2z} 00\frac{1}{2}\}$	$\{C_{2b} \frac{1}{2}\frac{1}{2}\frac{1}{2}\}$		
T, Af:	$\{E 000\}$	$\{C_{2a} \frac{1}{2}\frac{1}{2}1\}$	$\{E 001\}$	$\{C_{2a} \frac{1}{2}\frac{1}{2}0\}$	$\{\sigma_z 000\}$	$\{\sigma_{db} \frac{1}{2}\frac{1}{2}1\}$	$\{I 00\frac{1}{2}\}$	$\{\sigma_{da} \frac{1}{2}\frac{1}{2}\frac{1}{2}\}$	$\{C_{2z} 00\frac{3}{2}\}$	$\{C_{2b} \frac{1}{2}\frac{1}{2}\frac{3}{2}\}$
R_1, T_1	2	2i	-2	-2i	0	0	0	0	0	0
R_2, T_2	2	-2i	-2	2i	0	0	0	0	0	0

Z, Y, and X				U		R		T				
$K \{K \frac{1}{2}\frac{1}{2}0\}$				$K \{K \frac{1}{2}\frac{1}{2}0\}$		$K \{K \frac{1}{2}\frac{1}{2}0\}$		$K \{K \frac{1}{2}\frac{1}{2}0\}$				
$Z_1, Z_2, Y_1, Y_2, X_1, X_2$	(a)	(a)		U_1, U_2	(a)	(c)	R_1, R_2	(c)	(a)	T_1, T_2	(c)	(c)

TABLE II: continued

$S(\frac{1}{2}\frac{1}{2}0)$									
S , Fm:	K	$\{K \frac{1}{2}\frac{1}{2}0\}$	$\{E 000\}$	$\{C_{2a} \frac{1}{2}\frac{3}{2}\frac{1}{2}\}$	$\{E 010\}$	$\{C_{2a} \frac{1}{2}\frac{1}{2}\frac{1}{2}\}$	$\{C_{2z} 00\frac{1}{2}\}$	$\{C_{2b} \frac{1}{2}\frac{3}{2}0\}$	$\{C_{2z} 01\frac{1}{2}\}$
S , Af:	K	$\{K \frac{1}{2}\frac{1}{2}0\}$	$\{E 000\}$	$\{C_{2a} \frac{1}{2}\frac{3}{2}0\}$	$\{E 010\}$	$\{C_{2a} \frac{1}{2}\frac{1}{2}0\}$	$\{C_{2z} 01\frac{1}{2}\}$	$\{C_{2b} \frac{1}{2}\frac{1}{2}\frac{1}{2}\}$	$\{C_{2z} 00\frac{1}{2}\}$
S_1^-	(c)	(a)	1	i	-1	-i	1	i	-1
S_2^-	(c)	(a)	1	-i	-1	i	1	-i	-1
S_3^-	(c)	(a)	1	i	-1	-i	-1	-i	1
S_4^-	(c)	(a)	1	-i	-1	i	-1	i	1
S_1^+	(c)	(a)	1	i	-1	-i	1	i	-1
S_2^+	(c)	(a)	1	-i	-1	i	1	-i	-1
S_3^+	(c)	(a)	1	i	-1	-i	-1	-i	1
S_4^+	(c)	(a)	1	-i	-1	i	-1	i	1

$S(\frac{1}{2}\frac{1}{2}0)$ (continued)									
S , Fm:	$\{C_{2b} \frac{1}{2}\frac{1}{2}0\}$	$\{I 000\}$	$\{\sigma_{da} \frac{1}{2}\frac{3}{2}\frac{1}{2}\}$	$\{I 010\}$	$\{\sigma_{da} \frac{1}{2}\frac{1}{2}\frac{1}{2}\}$	$\{\sigma_z 00\frac{1}{2}\}$	$\{\sigma_{db} \frac{1}{2}\frac{3}{2}0\}$	$\{\sigma_z 01\frac{1}{2}\}$	$\{\sigma_{db} \frac{1}{2}\frac{1}{2}0\}$
S , Af:	$\{C_{2b} \frac{1}{2}\frac{3}{2}\frac{1}{2}\}$	$\{I 01\frac{1}{2}\}$	$\{\sigma_{da} \frac{1}{2}\frac{1}{2}\frac{1}{2}\}$	$\{I 00\frac{1}{2}\}$	$\{\sigma_{da} \frac{1}{2}\frac{3}{2}\frac{1}{2}\}$	$\{\sigma_z 000\}$	$\{\sigma_{db} \frac{1}{2}\frac{3}{2}0\}$	$\{\sigma_z 010\}$	$\{\sigma_{db} \frac{1}{2}\frac{1}{2}0\}$
S_1^-	-i	1	i	-1	-i	1	i	-1	-i
S_2^-	i	1	-i	-1	i	1	-i	-1	i
S_3^-	i	1	i	-1	-i	-1	-i	1	i
S_4^-	-i	1	-i	-1	i	-1	i	1	-i
S_1^+	-i	-1	-i	1	i	-1	-i	1	i
S_2^+	i	-1	i	1	-i	-1	i	1	-i
S_3^+	i	-1	-i	1	i	1	i	-1	-i
S_4^+	-i	-1	i	1	-i	1	-i	-1	i

Notes to Table II

- (i) Both the fm-like antiferromagnetic structure (a) and the af-like antiferromagnetic structure (b) in Fig. 2 possess the space group $H = Pnma = \Gamma_o D_{2h}^{16}$ (62) with, however, different positions of the origin. Hence, the space group elements may differ in the nonprimitive translations.
- (ii) K stands for the operator of time-inversion. $M = D_{2h}^{16} + \{K|\frac{1}{2}\frac{1}{2}0\}D_{2h}^{16}$ is the magnetic group of the antiferromagnetic structure.
- (iii) Following the label Fm or Af, the upper rows list the space group elements of the fm-like and af-like structure, respectively, of the little group of the point of symmetry given at the beginning of the row. In the tables for Γ and S , the two anti-unitary elements K and $\{K|\frac{1}{2}\frac{1}{2}0\}$ are also included in these upper rows.
- (iv) The space group elements of D_{2h}^{16} used in this paper differ from those given by Bradley and Cracknell [11] because the orientation of both the coordinate axis and the basic translations is different from that used by Bradley and Cracknell. As a consequence, our vectors of the reciprocal lattice have a different orientation, too. This is irrelevant within this paper since all the tables are consistent with our coordinate systems. However, the entries for the space group D_{2h}^{16} in Table 5.7 of Bradley and Cracknell [11] cannot be compared with this Table II before the points of symmetry are renamed as follows:

Name used in Table 5.7 of Ref. [11]	Γ	Y	X	Z	U	T	S	R
Name used in this Table II	Γ	Z	Y	X	S	U	T	R

- (v) The antiferromagnetic state belongs to a corepresentation of M which is derived from one of the representations at point S because the little group of S comprises the whole space group and has one-dimensional representations following case (c) and case (a) with respect to K and $\{K|\frac{1}{2}\frac{1}{2}0\}$, respectively.
- (vi) See also the common notes to Tables I – V following Table V.

TABLE III: Character tables and defining relations of the single-valued irreducible corepresentations of the magnetic group of the orthorhombic antiferromagnetic structure (d) depicted in Fig. 2.

$\Gamma(000), Z(00\frac{1}{2}), X(0\frac{1}{2}0)$ and $U(0\frac{1}{2}\frac{1}{2})$								
$\Gamma, Z :$	$\{E 000\}$	$\{C_{2a} \frac{1}{2}\frac{1}{2}0\}$	$\{\sigma_{db} \frac{1}{2}\frac{1}{2}0\}$	$\{\sigma_z 000\}$				
$X:$	$\{E 000\}$	$\{C_{2a} \frac{1}{2}\frac{3}{2}0\}$	$\{\sigma_{db} \frac{1}{2}\frac{3}{2}0\}$	$\{\sigma_z 000\}$				
$U:$	$\{E 000\}$	$\{C_{2a} \frac{1}{2}\frac{1}{2}1\}$	$\{\sigma_{db} \frac{1}{2}\frac{1}{2}1\}$	$\{\sigma_z 000\}$				
Γ_1, Z_1, X_1, U_1	1	1	1	1				
Γ_3, Z_3, X_3, U_3	1	1	-1	-1				
Γ_2, Z_2, X_2, U_2	1	-1	1	-1				
Γ_4, Z_4, X_4, U_4	1	-1	-1	1				

$Y(\frac{1}{2}00), T(\frac{1}{2}0\frac{1}{2}), S(\frac{1}{2}\frac{1}{2}0)$ and $R(\frac{1}{2}\frac{1}{2}\frac{1}{2})$								
$Y:$	$\{E 000\}$	$\{C_{2a} \frac{3}{2}\frac{1}{2}0\}$	$\{E 100\}$	$\{C_{2a} \frac{1}{2}\frac{1}{2}0\}$	$\{\sigma_z 000\}$	$\{\sigma_{db} \frac{3}{2}\frac{1}{2}0\}$	$\{\sigma_z 100\}$	$\{\sigma_{db} \frac{1}{2}\frac{1}{2}0\}$
$T:$	$\{E 000\}$	$\{C_{2a} \frac{1}{2}\frac{1}{2}1\}$	$\{E 001\}$	$\{C_{2a} \frac{1}{2}\frac{1}{2}0\}$	$\{\sigma_z 000\}$	$\{\sigma_{db} \frac{1}{2}\frac{1}{2}1\}$	$\{\sigma_z 001\}$	$\{\sigma_{db} \frac{1}{2}\frac{1}{2}0\}$
$S:$	$\{E 000\}$	$\{C_{2a} \frac{1}{2}\frac{1}{2}0\}$	$\{E 010\}$	$\{C_{2a} \frac{1}{2}\frac{3}{2}0\}$	$\{\sigma_z 000\}$	$\{\sigma_{db} \frac{1}{2}\frac{1}{2}0\}$	$\{\sigma_z 010\}$	$\{\sigma_{db} \frac{1}{2}\frac{3}{2}0\}$
$R:$	$\{E 000\}$	$\{C_{2a} \frac{1}{2}\frac{1}{2}0\}$	$\{E 001\}$	$\{C_{2a} \frac{1}{2}\frac{1}{2}1\}$	$\{\sigma_z 000\}$	$\{\sigma_{db} \frac{1}{2}\frac{1}{2}0\}$	$\{\sigma_z 001\}$	$\{\sigma_{db} \frac{1}{2}\frac{1}{2}1\}$
Y_1, T_1, S_1, R_1	1	i	-1	-i	1	i	-1	-i
Y_2, T_2, S_2, R_2	1	-i	-1	i	1	-i	-1	i
Y_3, T_3, S_3, R_3	1	i	-1	-i	-1	-i	1	i
Y_4, T_4, S_4, R_4	1	-i	-1	i	-1	i	1	-i

Γ and Z			X and U			Y and T		
$K \{K \frac{1}{2}\frac{1}{2}0\}$			$K \{K \frac{1}{2}\frac{1}{2}0\}$			$K \{K \frac{1}{2}\frac{1}{2}0\}$		
$\Gamma_1 - \Gamma_4, Z_1 - Z_4$	(a)	(a)	$X_1 - X_4, U_1 - U_4$	(a)	(c)	$Y_1 - Y_4, T_1 - T_4$	(c)	(c)

S and R		
$K \{K \frac{1}{2}\frac{1}{2}0\}$		
$S_1 - S_4, R_1 - R_4$	(c)	(a)

Notes to Table III

- (i) The antiferromagnetic structure (d) in Fig. 2 possesses the space group $H = Pmc2_1 = \Gamma_o C_{2v}^2$ (26).
- (ii) K stands for the operator of time-inversion. $M = C_{2v}^2 + \{K|\frac{1}{2}\frac{1}{2}0\}C_{2v}^2$ is the magnetic group of the antiferromagnetic structure.
- (iii) The upper rows list the space group elements of the little group of the point(s) of symmetry given at the beginning of the row.
- (iv) The space group elements of C_{2v}^2 used in this paper differ from those given by Bradley and Cracknell [11] because the orientation of both the coordinate axis and the basic translations is different from that used by Bradley and Cracknell. As a consequence, our vectors of the reciprocal lattice have a different orientation, too. This is irrelevant within this paper since all the tables are consistent with our coordinate systems. However, the entries for the space group C_{2v}^2 in Table 5.7 of Bradley and Cracknell [11] cannot be compared with this Table III before the points of symmetry are renamed as follows:

Name used in Table 5.7 of Ref. [11]	Γ	Y	X	Z	U	T	S	R
Name used in this Table III	Γ	X	Z	Y	T	S	U	R
- (v) The antiferromagnetic state belongs to a corepresentation of M which is derived from one of the representations at points S or R because the little groups of S and R comprise the whole space group and have one-dimensional representations following case (c) and case (a) with respect to K and $\{K|\frac{1}{2}\frac{1}{2}0\}$, respectively.
- (vi) See also the common notes to Tables I – V following Table V.

TABLE IV: Character tables and defining relations of the single-valued irreducible corepresentations of the magnetic group of the monoclinic antiferromagnetic structure depicted (c) in Fig. 2.

$\Gamma(000)$ and $Z(00\frac{1}{2})$										
$\Gamma, Z :$	K	$\{K \frac{1}{2}\frac{1}{2}0\}$	$\{E 000\}$	$\{C_{2b} \frac{1}{2}\frac{1}{2}0\}$	$\{I 000\}$	$\{\sigma_{db} \frac{1}{2}\frac{1}{2}0\}$				
Γ_1^+, Z_1^+	(a)	(a)	1	1	1	1				
Γ_1^-, Z_1^-	(a)	(a)	1	1	-1	-1				
Γ_2^+, Z_2^+	(a)	(a)	1	-1	1	-1				
Γ_2^-, Z_2^-	(a)	(a)	1	-1	-1	1				

$B(\frac{1}{2}00), Y(0\frac{1}{2}0), C(0\frac{1}{2}\frac{1}{2}),$ and $D(\frac{1}{2}0\frac{1}{2})$										
$B :$					$\{\sigma_{db} \frac{3}{2}\frac{1}{2}0\}$	$\{I 000\}$	$\{C_{2b} \frac{1}{2}\frac{1}{2}0\}$			
$B :$	K	$\{K \frac{1}{2}\frac{1}{2}0\}$	$\{E 000\}$	$\{E 100\}$	$\{\sigma_{db} \frac{1}{2}\frac{1}{2}0\}$	$\{I 100\}$	$\{C_{2b} \frac{3}{2}\frac{1}{2}0\}$			
$Y :$					$\{C_{2b} \frac{1}{2}\frac{3}{2}0\}$	$\{I 000\}$	$\{\sigma_{db} \frac{1}{2}\frac{1}{2}0\}$			
$Y :$	K	$\{K \frac{1}{2}\frac{1}{2}0\}$	$\{E 000\}$	$\{E 010\}$	$\{C_{2b} \frac{1}{2}\frac{3}{2}0\}$	$\{I 010\}$	$\{\sigma_{db} \frac{1}{2}\frac{3}{2}0\}$			
$C :$					$\{C_{2b} \frac{1}{2}\frac{1}{2}1\}$	$\{I 000\}$	$\{\sigma_{db} \frac{1}{2}\frac{1}{2}0\}$			
$C :$	K	$\{K \frac{1}{2}\frac{1}{2}0\}$	$\{E 000\}$	$\{E 001\}$	$\{C_{2b} \frac{1}{2}\frac{1}{2}0\}$	$\{I 001\}$	$\{\sigma_{db} \frac{1}{2}\frac{1}{2}1\}$			
$D :$					$\{\sigma_{db} \frac{1}{2}\frac{1}{2}1\}$	$\{I 000\}$	$\{C_{2b} \frac{1}{2}\frac{1}{2}0\}$			
$D :$	K	$\{K \frac{1}{2}\frac{1}{2}0\}$	$\{E 000\}$	$\{E 001\}$	$\{\sigma_{db} \frac{1}{2}\frac{1}{2}0\}$	$\{I 001\}$	$\{C_{2b} \frac{1}{2}\frac{1}{2}1\}$			
B_1, Y_1, C_1, D_1	(a)	(a)	2	-2	0	0	0			

$A(\frac{1}{2}\frac{1}{2}0)$ and $E(\frac{1}{2}\frac{1}{2}\frac{1}{2})$										
$A :$	K	$\{K \frac{1}{2}\frac{1}{2}0\}$	$\{E 000\}$	$\{C_{2b} \frac{1}{2}\frac{1}{2}0\}$	$\{E 010\}$	$\{C_{2b} \frac{1}{2}\frac{3}{2}0\}$	$\{I 000\}$	$\{\sigma_{db} \frac{1}{2}\frac{1}{2}0\}$	$\{I 010\}$	$\{\sigma_{db} \frac{3}{2}\frac{1}{2}0\}$
$E :$	K	$\{K \frac{1}{2}\frac{1}{2}0\}$	$\{E 000\}$	$\{C_{2b} \frac{1}{2}\frac{1}{2}0\}$	$\{E 001\}$	$\{C_{2b} \frac{1}{2}\frac{1}{2}1\}$	$\{I 000\}$	$\{\sigma_{db} \frac{1}{2}\frac{1}{2}0\}$	$\{I 001\}$	$\{\sigma_{db} \frac{1}{2}\frac{1}{2}1\}$
A_1^+, E_1^+	(c)	(a)	1	i	-1	-i	1	i	-1	-i
A_2^+, E_2^+	(c)	(a)	1	-i	-1	i	1	-i	-1	i
A_1^-, E_1^-	(c)	(a)	1	i	-1	-i	-1	-i	1	i
A_2^-, E_2^-	(c)	(a)	1	-i	-1	i	-1	i	1	-i

Notes to Table IV

- (i) The antiferromagnetic structure (c) in Fig. 2 possesses the space group $H = P2_1/b = \Gamma_m C_{2h}^5$ (14).
- (ii) K stands for the operator of time-inversion. $M = C_{2h}^5 + \{K|\frac{1}{2}\frac{1}{2}0\}C_{2h}^5$ is the magnetic group of the antiferromagnetic structure.
- (iii) The upper rows list the two anti-unitary elements K and $\{K|\frac{1}{2}\frac{1}{2}0\}$ and the space group elements of the little group of the point(s) of symmetry given at the beginning of the row.
- (iv) The space group elements of C_{2h}^5 used in this paper differ from those given by Bradley and Cracknell [11] because the orientation of both the coordinate axis and the basic translations is different from that used by Bradley and Cracknell. As a consequence, our vectors of the reciprocal lattice have a different orientation, too. This is irrelevant within this paper since all the tables are consistent with our coordinate systems. However, the entries for the space group C_{2h}^5 in Table 5.7 of Bradley and Cracknell [11] cannot be compared with this Table IV before the points of symmetry are renamed as follows:

Name used in Table 5.7 of Ref. [11]	Γ	B	Y	Z	C	D	A	E
Name used in this Table IV	Γ	B	Z	Y	C	A	D	E

- (v) The antiferromagnetic state, if it exists, belongs to a corepresentation of M which is derived from one of the representations at points A or E because the little groups of A and E comprise the whole space group and have one-dimensional representations following case (c) and case (a) with respect to K and $\{K|\frac{1}{2}\frac{1}{2}0\}$, respectively.
- (vi) See also the common notes to Tables I – V following Table V.

TABLE V: Character tables and defining relations of the single-valued irreducible corepresentations of the magnetic group of the tetragonal antiferromagnetic structures (a) – (d) in Fig. 2 with $\alpha = \beta = 90^\circ$ (i.e., with the magnetic moments lying in $\pm z$ direction).

$\Gamma(000)$ and $Z(00\frac{1}{2})$												
$\Gamma, Z :$												
$\Gamma, Z :$	K	$\{K \frac{1}{2}\frac{1}{2}0\}$	$\{E 000\}$	$\{C_{2z} 000\}$	$\{C_{4z}^+ 000\}$	$\{C_{2a} \frac{1}{2}\frac{1}{2}0\}$	$\{C_{2y} \frac{1}{2}\frac{1}{2}0\}$	$\{I 000\}$	$\{\sigma_z 000\}$	$\{S_{4z}^+ 000\}$	$\{\sigma_{da} \frac{1}{2}\frac{1}{2}0\}$	$\{\sigma_y \frac{1}{2}\frac{1}{2}0\}$
Γ_1^+, Z_1^+ (a)	(a)	1	1	1	1	1	1	1	1	1	1	1
Γ_2^+, Z_2^+ (a)	(a)	1	1	1	-1	-1	1	1	1	1	-1	-1
Γ_3^+, Z_3^+ (a)	(a)	1	1	-1	1	-1	1	1	1	-1	1	-1
Γ_4^+, Z_4^+ (a)	(a)	1	1	-1	-1	1	1	1	1	-1	-1	1
Γ_5^+, Z_5^+ (a)	(a)	2	-2	0	0	0	2	-2	0	0	0	0
Γ_1^-, Z_1^- (a)	(a)	1	1	1	1	1	-1	-1	-1	-1	-1	-1
Γ_2^-, Z_2^- (a)	(a)	1	1	1	-1	-1	-1	-1	-1	-1	1	1
Γ_3^-, Z_3^- (a)	(a)	1	1	-1	1	-1	-1	-1	-1	1	-1	1
Γ_4^-, Z_4^- (a)	(a)	1	1	-1	-1	1	-1	-1	-1	1	1	-1
Γ_5^-, Z_5^- (a)	(a)	2	-2	0	0	0	-2	2	0	0	0	0

$M(\frac{1}{2}\frac{1}{2}0)$ and $A(\frac{1}{2}\frac{1}{2}\frac{1}{2})$												
$M :$												
$M :$	K	$\{K \frac{1}{2}\frac{1}{2}0\}$	$\{E 000\}$	$\{C_{2z} 010\}$	$\{E 010\}$	$\{C_{2z} 000\}$	$\{\sigma_x \frac{1}{2}\frac{1}{2}0\}$	$\{\sigma_y \frac{1}{2}\frac{1}{2}0\}$	$\{C_{2a} \frac{1}{2}\frac{3}{2}0\}$	$\{C_{2a} \frac{1}{2}\frac{1}{2}0\}$	$\{S_{4z}^- 000\}$	
$A :$												
$A :$	K	$\{K \frac{1}{2}\frac{1}{2}0\}$	$\{E 000\}$	$\{C_{2z} 001\}$	$\{E 001\}$	$\{C_{2z} 000\}$	$\{\sigma_x \frac{1}{2}\frac{1}{2}0\}$	$\{\sigma_y \frac{1}{2}\frac{1}{2}0\}$	$\{C_{2a} \frac{1}{2}\frac{1}{2}1\}$	$\{C_{2a} \frac{1}{2}\frac{1}{2}0\}$	$\{S_{4z}^- 000\}$	
M_1^+, A_1^+ (c)	(a)	1	1	-1	-1	1	-1	i	-i	i	i	
M_2^+, A_2^+ (c)	(a)	1	1	-1	-1	1	-1	-i	i	-i	-i	
M_3^+, A_3^+ (c)	(a)	1	1	-1	-1	-1	1	-i	i	i	i	
M_4^+, A_4^+ (c)	(a)	1	1	-1	-1	-1	1	i	-i	-i	-i	
M_5^+, A_5^+ (a)	(a)	2	-2	-2	2	0	0	0	0	0	0	
M_1^-, A_1^- (c)	(a)	1	1	-1	-1	1	-1	i	-i	-i	i	
M_2^-, A_2^- (c)	(a)	1	1	-1	-1	1	-1	-i	i	i	-i	
M_3^-, A_3^- (c)	(a)	1	1	-1	-1	-1	1	-i	i	i	i	
M_4^-, A_4^- (c)	(a)	1	1	-1	-1	-1	1	i	-i	-i	-i	
M_5^-, A_5^- (a)	(a)	2	-2	-2	2	0	0	0	0	0	0	

$M(\frac{1}{2}\frac{1}{2}0)$ and $A(\frac{1}{2}\frac{1}{2}\frac{1}{2})$ (continued)												
$M :$												
$M :$	$\{S_{4z}^- 010\}$											
$M :$	$\{S_{4z}^+ 000\}$	$\{I 010\}$	$\{\sigma_z 000\}$	$\{I 000\}$	$\{\sigma_z 010\}$	$\{C_{2x} \frac{1}{2}\frac{3}{2}0\}$	$\{C_{2x} \frac{1}{2}\frac{1}{2}0\}$	$\{\sigma_{db} \frac{1}{2}\frac{3}{2}0\}$	$\{\sigma_{db} \frac{1}{2}\frac{1}{2}0\}$	$\{C_{4z}^- 000\}$	$\{C_{4z}^- 010\}$	
$A :$												
$A :$	$\{S_{4z}^+ 000\}$	$\{I 001\}$	$\{\sigma_z 000\}$	$\{I 000\}$	$\{\sigma_z 001\}$	$\{C_{2x} \frac{1}{2}\frac{1}{2}1\}$	$\{C_{2x} \frac{1}{2}\frac{1}{2}0\}$	$\{\sigma_{db} \frac{1}{2}\frac{1}{2}1\}$	$\{\sigma_{db} \frac{1}{2}\frac{1}{2}0\}$	$\{C_{4z}^- 000\}$	$\{C_{4z}^- 001\}$	
M_1^+, A_1^+	-i	1	1	-1	-1	1	-1	i	-i	i	-i	
M_2^+, A_2^+	i	1	1	-1	-1	1	-1	-i	i	-i	i	
M_3^+, A_3^+	-i	1	1	-1	-1	-1	1	-i	i	i	-i	
M_4^+, A_4^+	i	1	1	-1	-1	-1	1	i	-i	-i	i	
M_5^+, A_5^+	0	2	-2	-2	2	0	0	0	0	0	0	
M_1^-, A_1^-	-i	-1	-1	1	1	-1	1	-i	i	-i	i	
M_2^-, A_2^-	i	-1	-1	1	1	-1	1	i	-i	i	-i	
M_3^-, A_3^-	-i	-1	-1	1	1	1	-1	i	-i	-i	i	
M_4^-, A_4^-	i	-1	-1	1	1	1	-1	-i	i	i	-i	
M_5^-, A_5^-	0	-2	2	2	-2	0	0	0	0	0	0	

$R(0\frac{1}{2}\frac{1}{2})$ and $X(0\frac{1}{2}0)$												
$R :$												
$R :$	K	$\{K \frac{1}{2}\frac{1}{2}0\}$	$\{E 000\}$	$\{E 001\}$	$\{\sigma_{db} \frac{1}{2}\frac{1}{2}0\}$	$\{\sigma_{da} \frac{1}{2}\frac{1}{2}0\}$	$\{C_{2z} 001\}$	$\{\sigma_z 000\}$	$\{\sigma_z 001\}$	$\{C_{2a} \frac{1}{2}\frac{1}{2}0\}$	$\{C_{2b} \frac{1}{2}\frac{1}{2}0\}$	$\{I 001\}$
$X :$												
$X :$	K	$\{K \frac{1}{2}\frac{1}{2}0\}$	$\{E 000\}$	$\{E 010\}$	$\{\sigma_{db} \frac{1}{2}\frac{1}{2}0\}$	$\{\sigma_{da} \frac{1}{2}\frac{1}{2}0\}$	$\{C_{2z} 010\}$	$\{\sigma_z 000\}$	$\{\sigma_z 010\}$	$\{C_{2a} \frac{1}{2}\frac{1}{2}0\}$	$\{C_{2b} \frac{1}{2}\frac{1}{2}0\}$	$\{I 010\}$
R_1, X_1 (a)	(a)	2	-2	0	0	0	2	-2	0	0	0	
R_2, X_2 (a)	(a)	2	-2	0	0	0	-2	2	0	0	0	

TABLE V: continued

Notes to Table V

- (i) The antiferromagnetic structures (a) – (d) in Fig. 2 with $\alpha = \beta = 90^\circ$ (i.e., with the magnetic moments lying in $\pm z$ direction) possess the space group $H = P4/mbm = \Gamma_q D_{4h}^5$ (127).
- (ii) K stands for the operator of time-inversion. $M = D_{4h}^5 + \{K|\frac{1}{2}\frac{1}{2}0\}D_{4h}^5$ is the magnetic group of the antiferromagnetic structure.
- (iii) The upper rows list the two anti-unitary elements K and $\{K|\frac{1}{2}\frac{1}{2}0\}$ and the space group elements of the little group of the point(s) of symmetry given at the beginning of the row.
- (iv) The coordinate system is given in Fig. 2 (c). However, the translations $\vec{t}_1, \vec{t}_2, \vec{t}_3$ in the tetragonal lattice differ slightly from the given translations $\vec{T}_1, \vec{T}_2, \vec{T}_3$ in the orthorhombic lattice:
$$\vec{t}_1 = \vec{T}_2, \quad \vec{t}_2 = -\vec{T}_1, \quad \vec{t}_3 = \vec{T}_3.$$
- (v) The antiferromagnetic state, if it exists, belongs to a corepresentation of M which is derived from one of the representations at points M or A because the little groups of M and A comprise the whole space group and have one-dimensional representations following case (c) and case (a) with respect to K and $\{K|\frac{1}{2}\frac{1}{2}0\}$, respectively.

Common notes to Tables I – V

- (vi) The tables are determined from Table 5.7 in the textbook of Bradley and Cracknell [11].
- (vii) The representations are labeled in the notation of Table 5.8 of Bradley and Cracknell [11].
- (viii) The labels of the point group operations are related to the xyz coordinates in Fig. 2 and the translational parts of the space group elements are written in terms of the basic translations T_1, T_2 , and T_3 given in Fig. 2, too.
- (ix) The rows following the names of representations (for example Γ_1^+, Z_2) list the characters of these representations.
- (x) As usual, space group elements and characters in the same column belong to the same class. The tables list all the elements of a class.
- (xi) The points of symmetry have the usual coordinates (given in the caption of the tables) in the Brillouin zone for Γ_q, Γ_o , and Γ_m , respectively, as given, e.g., in Table 3.6 of Bradley and Cracknell [11].
- (xii) The elements K and $\{K|\frac{1}{2}\frac{1}{2}0\}$ define two magnetic groups $M_1 = H + KH$ and $M_2 = H + \{K|\frac{1}{2}\frac{1}{2}0\}H$ (with H being the space group). M_2 is the group of the considered magnetic structure. The entries below K and $\{K|\frac{1}{2}\frac{1}{2}0\}$ specify whether the corepresentations of M_1 and M_2 , respectively, derived from the representation(s) R_i in the considered row follow case (a), case (b), or case (c) when they are given by Eqs. (7.3.45-47) of Ref. [11]. In case (a), there is no change in the degeneracy of R_i , and in case (c) the degeneracy becomes doubled in the corepresentation of M_1 and M_2 , respectively. In some cases, this information is given in separate tables underneath the character tables.
- (xiii) The cases (a), (b), and (c) are determined by Eq. (7.3.51) of Ref. [11].

TABLE VI: Compatibility relations between the Brillouin zone for tetragonal paramagnetic $\text{YBa}_2\text{Cu}_3\text{O}_6$ and the Brillouin zone for the two orthorhombic antiferromagnetic structures (a) and (b) depicted in Fig. 2.

Γ										
	Γ_1^+	Γ_2^+	Γ_3^+	Γ_4^+	Γ_5^+	Γ_1^-	Γ_2^-	Γ_3^-	Γ_4^-	Γ_5^-
Fm, Af:	Γ_1^+	Γ_2^+	Γ_2^+	Γ_1^+	$\Gamma_3^+ + \Gamma_4^+$	Γ_1^-	Γ_2^-	Γ_2^-	Γ_1^-	$\Gamma_3^- + \Gamma_4^-$

Γ										
	M_1^+	M_2^+	M_3^+	M_4^+	M_5^+	M_1^-	M_2^-	M_3^-	M_4^-	M_5^-
Fm, Af:	Γ_2^+	Γ_1^+	Γ_1^+	Γ_2^+	$\Gamma_3^+ + \Gamma_4^+$	Γ_2^-	Γ_1^-	Γ_1^-	Γ_2^-	$\Gamma_3^- + \Gamma_4^-$

Γ										
	Z_1^+	Z_2^+	Z_3^+	Z_4^+	Z_5^+	Z_1^-	Z_2^-	Z_3^-	Z_4^-	Z_5^-
Fm:	Γ_3^+	Γ_4^+	Γ_4^+	Γ_3^+	$\Gamma_1^+ + \Gamma_2^+$	Γ_3^-	Γ_4^-	Γ_4^-	Γ_3^-	$\Gamma_1^- + \Gamma_2^-$
Af:	Γ_4^-	Γ_3^-	Γ_3^-	Γ_4^-	$\Gamma_1^- + \Gamma_2^-$	Γ_4^+	Γ_3^+	Γ_3^+	Γ_4^+	$\Gamma_1^+ + \Gamma_2^+$

Γ										
	A_1^+	A_2^+	A_3^+	A_4^+	A_5^+	A_1^-	A_2^-	A_3^-	A_4^-	A_5^-
Fm:	Γ_4^+	Γ_3^+	Γ_3^+	Γ_4^+	$\Gamma_1^+ + \Gamma_2^+$	Γ_4^-	Γ_3^-	Γ_3^-	Γ_4^-	$\Gamma_1^- + \Gamma_2^-$
Af:	Γ_3^-	Γ_4^-	Γ_4^-	Γ_3^-	$\Gamma_1^- + \Gamma_2^-$	Γ_3^+	Γ_4^+	Γ_4^+	Γ_3^+	$\Gamma_1^+ + \Gamma_2^+$

S							
	R_1^+	R_2^+	R_3^+	R_4^+	R_1^-	R_2^-	R_3^-
Fm:	$S_3^- + S_4^-$	$S_1^- + S_2^-$	$S_3^- + S_4^-$	$S_1^- + S_2^-$	$S_3^+ + S_4^+$	$S_1^+ + S_2^+$	$S_3^+ + S_4^+$
Af:	$S_1^- + S_2^-$	$S_3^- + S_4^-$	$S_1^- + S_2^-$	$S_3^- + S_4^-$	$S_1^+ + S_2^+$	$S_3^+ + S_4^+$	$S_1^+ + S_2^+$

S							
	X_1^+	X_2^+	X_3^+	X_4^+	X_1^-	X_2^-	X_3^-
Fm:	$S_1^- + S_2^-$	$S_3^- + S_4^-$	$S_1^- + S_2^-$	$S_3^- + S_4^-$	$S_1^+ + S_2^+$	$S_3^+ + S_4^+$	$S_1^+ + S_2^+$
Af:	$S_3^+ + S_4^+$	$S_1^+ + S_2^+$	$S_3^+ + S_4^+$	$S_1^+ + S_2^+$	$S_3^- + S_4^-$	$S_1^- + S_2^-$	$S_3^- + S_4^-$

Notes to Table VI

- (i) Both the fm-like structure (a) and the af-like structure (b) in Fig. 2 possess the space group $\Gamma_o D_{2h}^{16}$ (62) with, however, different positions of the origin. Hence, the compatibility relations may differ.
- (ii) The upper rows list the representations of the little groups of the points of symmetry in the Brillouin zone for the tetragonal paramagnetic phase (with the space group $\Gamma_q D_{4h}^1$). The rows following the label Fm or Af list representations of the little groups of the related points of symmetry in the Brillouin zone for the fm-like and the af-like antiferromagnetic structure, respectively.
- (iii) The Brillouin zone for the fm-like and the af-like structure (with the Bravais lattice Γ_o) lies within the Brillouin zone for the tetragonal paramagnetic phase (with the Bravais lattice Γ_q), see Fig. 3 (a).
- (iv) See also the common notes to Tables VI – IX following Table IX.

TABLE VII: Compatibility relations between the Brillouin zone for tetragonal paramagnetic $\text{YBa}_2\text{Cu}_3\text{O}_6$ and the Brillouin zone for the orthorhombic antiferromagnetic structure (d) depicted in Fig. 2.

Γ										Γ									
Γ_1^+	Γ_2^+	Γ_3^+	Γ_4^+	Γ_5^+	Γ_1^-	Γ_2^-	Γ_3^-	Γ_4^-	Γ_5^-	M_1^+	M_2^+	M_3^+	M_4^+	M_5^+	M_1^-	M_2^-	M_3^-	M_4^-	M_5^-
Γ_1	Γ_4	Γ_4	Γ_1	$\Gamma_3 + \Gamma_2$	Γ_3	Γ_2	Γ_2	Γ_3	$\Gamma_1 + \Gamma_4$	Γ_4	Γ_1	Γ_1	Γ_4	$\Gamma_3 + \Gamma_2$	Γ_2	Γ_3	Γ_3	Γ_2	$\Gamma_1 + \Gamma_4$
Z										Z									
Z_1^+	Z_2^+	Z_3^+	Z_4^+	Z_5^+	Z_1^-	Z_2^-	Z_3^-	Z_4^-	Z_5^-	A_1^+	A_2^+	A_3^+	A_4^+	A_5^+	A_1^-	A_2^-	A_3^-	A_4^-	A_5^-
Z_1	Z_4	Z_4	Z_1	$Z_3 + Z_2$	Z_3	Z_2	Z_2	Z_3	$Z_1 + Z_4$	Z_4	Z_1	Z_1	Z_4	$Z_3 + Z_2$	Z_2	Z_3	Z_3	Z_2	$Z_1 + Z_4$
R										R									
R_1^+	R_2^+	R_3^+	R_4^+	R_1^-	R_2^-	R_3^-	R_4^-	R_1^-	R_2^-	R_3^-	R_4^-	R_1^-	R_2^-	R_3^-	R_4^-	R_1^-	R_2^-	R_3^-	R_4^-
$R_1 + R_2$	$R_3 + R_4$	$R_1 + R_2$	$R_3 + R_4$	$R_3 + R_4$	$R_1 + R_2$	$R_3 + R_4$	$R_1 + R_2$	$R_3 + R_4$	$R_1 + R_2$	$R_3 + R_4$	$R_1 + R_2$	$R_3 + R_4$	$R_1 + R_2$	$R_3 + R_4$	$R_1 + R_2$	$R_3 + R_4$	$R_1 + R_2$	$R_3 + R_4$	$R_1 + R_2$
S										S									
X_1^+	X_2^+	X_3^+	X_4^+	X_1^-	X_2^-	X_3^-	X_4^-	X_1^-	X_2^-	X_3^-	X_4^-	X_1^-	X_2^-	X_3^-	X_4^-	X_1^-	X_2^-	X_3^-	X_4^-
$S_1 + S_2$	$S_3 + S_4$	$S_1 + S_2$	$S_3 + S_4$	$S_3 + S_4$	$S_1 + S_2$	$S_3 + S_4$	$S_1 + S_2$	$S_3 + S_4$	$S_1 + S_2$	$S_3 + S_4$	$S_1 + S_2$	$S_3 + S_4$	$S_1 + S_2$	$S_3 + S_4$	$S_1 + S_2$	$S_3 + S_4$	$S_1 + S_2$	$S_3 + S_4$	$S_1 + S_2$

Notes to Table VII

- (i) The antiferromagnetic structure (d) in Fig. 2 has the space group $\Gamma_o C_{2v}^2$ (26).
- (ii) The upper rows list the representations of the little groups of the points of symmetry in the Brillouin zone for the tetragonal paramagnetic phase (with the space group $\Gamma_q D_{4h}^1$). The lower rows list representations of the little groups of the related points of symmetry in the Brillouin zone for the antiferromagnetic structure.
- (iii) The Brillouin zone for the antiferromagnetic structure (with the Bravais lattice Γ_o) lies within the Brillouin zone for the tetragonal paramagnetic phase (with the Bravais lattice Γ_q), see Fig. 3 (b).
- (iv) See also the common notes to Tables VI – IX following Table IX.

TABLE VIII: Compatibility relations between the Brillouin zone for tetragonal paramagnetic $\text{YBa}_2\text{Cu}_3\text{O}_6$ and the Brillouin zone for the monoclinic antiferromagnetic structure (c) depicted in Fig. 2.

Γ										Γ									
Γ_1^+	Γ_2^+	Γ_3^+	Γ_4^+	Γ_5^+	Γ_1^-	Γ_2^-	Γ_3^-	Γ_4^-	Γ_5^-	M_1^+	M_2^+	M_3^+	M_4^+	M_5^+	M_1^-	M_2^-	M_3^-	M_4^-	M_5^-
Γ_1^+	Γ_2^+	Γ_2^+	Γ_1^+	$\Gamma_1^+ + \Gamma_2^+$	Γ_1^-	Γ_2^-	Γ_2^-	Γ_1^-	$\Gamma_1^- + \Gamma_2^-$	Γ_2^+	Γ_1^+	Γ_1^+	Γ_2^+	$\Gamma_1^+ + \Gamma_2^+$	Γ_2^-	Γ_1^-	Γ_1^-	Γ_2^-	$\Gamma_1^- + \Gamma_2^-$
Z										Z									
Z_1^+	Z_2^+	Z_3^+	Z_4^+	Z_5^+	Z_1^-	Z_2^-	Z_3^-	Z_4^-	Z_5^-	A_1^+	A_2^+	A_3^+	A_4^+	A_5^+	A_1^-	A_2^-	A_3^-	A_4^-	A_5^-
Z_1^+	Z_2^+	Z_2^+	Z_1^+	$Z_1^+ + Z_2^+$	Z_1^-	Z_2^-	Z_2^-	Z_1^-	$Z_1^- + Z_2^-$	Z_2^+	Z_1^+	Z_1^+	Z_2^+	$Z_1^+ + Z_2^+$	Z_2^-	Z_1^-	Z_1^-	Z_2^-	$Z_1^- + Z_2^-$
E																			
R_1^+	R_2^+	R_3^+	R_4^+	R_1^-	R_2^-	R_3^-	R_4^-												
$E_1^+ + E_2^+$	$E_1^+ + E_2^+$	$E_1^+ + E_2^+$	$E_1^+ + E_2^+$	$E_1^- + E_2^-$	$E_1^- + E_2^-$	$E_1^- + E_2^-$	$E_1^- + E_2^-$												
A																			
X_1^+	X_2^+	X_3^+	X_4^+	X_1^-	X_2^-	X_3^-	X_4^-												
$A_1^+ + A_2^+$	$A_1^+ + A_2^+$	$A_1^+ + A_2^+$	$A_1^+ + A_2^+$	$A_1^- + A_2^-$	$A_1^- + A_2^-$	$A_1^- + A_2^-$	$A_1^- + A_2^-$												

Notes to Table VIII

- (i) The antiferromagnetic structure (c) in Fig. 2 has the space group $\Gamma_m C_{2h}^5$ (14).
- (ii) The upper rows list the representations of the little groups of the points of symmetry in the Brillouin zone for the tetragonal paramagnetic phase (with the space group $\Gamma_q D_{4h}^1$). The lower rows list representations of the little groups of the related points of symmetry in the Brillouin zone for the antiferromagnetic structure.
- (iii) The Brillouin zone for the antiferromagnetic structure (with the Bravais lattice Γ_m) lies within the Brillouin zone for the tetragonal paramagnetic phase (with the Bravais lattice Γ_q). The Brillouin zone for Γ_m is not drawn in this paper, but, e.g., in Fig. 3.3 of Ref. [11].
- (iv) See also the common notes to Tables VI – IX following Table IX.

TABLE IX: Compatibility relations between the Brillouin zone for tetragonal paramagnetic $\text{YBa}_2\text{Cu}_3\text{O}_6$ and the Brillouin zone for the tetragonal antiferromagnetic structure with $\alpha = \beta = 90^\circ$ in all the structures of Fig. 2.

-	Γ										Γ										
	Γ_1^+	Γ_2^+	Γ_3^+	Γ_4^+	Γ_5^+	Γ_1^-	Γ_2^-	Γ_3^-	Γ_4^-	Γ_5^-	M_1^+	M_2^+	M_3^+	M_4^+	M_5^+	M_1^-	M_2^-	M_3^-	M_4^-	M_5^-	
	Γ_1^+	Γ_2^+	Γ_4^+	Γ_3^+	Γ_5^+	Γ_1^-	Γ_2^-	Γ_4^-	Γ_3^-	Γ_5^-	Γ_2^+	Γ_1^+	Γ_3^+	Γ_4^+	Γ_5^+	Γ_2^-	Γ_1^-	Γ_3^-	Γ_4^-	Γ_5^-	
	Z										Z										
	Z_1^+	Z_2^+	Z_3^+	Z_4^+	Z_5^+	Z_1^-	Z_2^-	Z_3^-	Z_4^-	Z_5^-	A_1^+	A_2^+	A_3^+	A_4^+	A_5^+	A_1^-	A_2^-	A_3^-	A_4^-	A_5^-	
	Z_1^+	Z_2^+	Z_4^+	Z_3^+	Z_5^+	Z_1^-	Z_2^-	Z_4^-	Z_3^-	Z_5^-	Z_2^+	Z_1^+	Z_3^+	Z_4^+	Z_5^+	Z_2^-	Z_1^-	Z_3^-	Z_4^-	Z_5^-	
	A																				
	R_1^+	R_2^+	R_3^+	R_4^+	R_1^-	R_2^-	R_3^-	R_4^-													
	A_5^-	$A_3^- + A_4^-$	A_5^-	$A_1^- + A_2^-$	A_5^+	$A_1^+ + A_2^+$	A_5^+	$A_3^+ + A_4^+$													
	M																				
	X_1^+	X_2^+	X_3^+	X_4^+	X_1^-	X_2^-	X_3^-	X_4^-													
	M_5^-	$M_3^- + M_4^-$	M_5^-	$M_1^- + M_2^-$	M_5^+	$M_1^+ + M_2^+$	M_5^+	$M_3^+ + M_4^+$													

Notes to Table IX

- (i) The tetragonal antiferromagnetic structure with $\alpha = \beta = 90^\circ$ in all the structures in Fig. 2 (i.e., with the magnetic moments lying in $\pm z$ direction) possesses the space group $\Gamma_q D_{4h}^5$ (127).
- (ii) The upper rows list the representations of the little groups of the points of symmetry in the Brillouin zone for the tetragonal paramagnetic phase (with the space group $\Gamma_q D_{4h}^1$). The lower rows list representations of the little groups of the related points of symmetry in the Brillouin zone for the antiferromagnetic structure.
- (iii) Both the antiferromagnetic structure and the paramagnetic phase have the Brillouin zone for Γ_q . The Brillouin zone for the antiferromagnetic structure is smaller than the Brillouin zone for the paramagnetic phase and lies within this Brillouin zone.

Common notes to Tables VI – IX

- (iv) The compatibility relations are determined in the way described in great detail in Ref. [12].
- (v) The representations are labeled as given in Tables I – V.
- (vi) The representations in the same column are compatible in the following sense: Bloch functions that are basis functions of a representation R_i in the upper row can be unitarily transformed into basis functions of the representation given below R_i .

TABLE X: Single-valued representations of all the energy bands in tetragonal paramagnetic $\text{YBa}_2\text{Cu}_3\text{O}_6$ with symmetry-adapted and optimally localized Wannier functions centered at the Cu atoms.

	Γ	M	Z	A	R	X
Band 1	$2\Gamma_1^+ + \Gamma_2^-$	$2M_1^+ + M_2^-$	$2Z_1^+ + Z_2^-$	$2A_1^+ + A_2^-$	$2R_1^+ + R_3^-$	$2X_1^+ + X_3^-$
Band 2	$2\Gamma_2^+ + \Gamma_1^-$	$2M_2^+ + M_1^-$	$2Z_2^+ + Z_1^-$	$2A_2^+ + A_1^-$	$2R_3^+ + R_1^-$	$2X_3^+ + X_1^-$
Band 3	$2\Gamma_3^+ + \Gamma_4^-$	$2M_3^+ + M_4^-$	$2Z_3^+ + Z_4^-$	$2A_3^+ + A_4^-$	$2R_1^+ + R_3^-$	$2X_1^+ + X_3^-$
Band 4	$2\Gamma_4^+ + \Gamma_3^-$	$2M_4^+ + M_3^-$	$2Z_4^+ + Z_3^-$	$2A_4^+ + A_3^-$	$2R_3^+ + R_1^-$	$2X_3^+ + X_1^-$
Band 5	$\Gamma_2^+ + 2\Gamma_1^-$	$M_2^+ + 2M_1^-$	$Z_2^+ + 2Z_1^-$	$A_2^+ + 2A_1^-$	$R_3^+ + 2R_1^-$	$X_3^+ + 2X_1^-$
Band 6	$\Gamma_1^+ + 2\Gamma_2^-$	$M_1^+ + 2M_2^-$	$Z_1^+ + 2Z_2^-$	$A_1^+ + 2A_2^-$	$R_1^+ + 2R_3^-$	$X_1^+ + 2X_3^-$
Band 7	$\Gamma_4^+ + 2\Gamma_3^-$	$M_4^+ + 2M_3^-$	$Z_4^+ + 2Z_3^-$	$A_4^+ + 2A_3^-$	$R_3^+ + 2R_1^-$	$X_3^+ + 2X_1^-$
Band 8	$\Gamma_3^+ + 2\Gamma_4^-$	$M_3^+ + 2M_4^-$	$Z_3^+ + 2Z_4^-$	$A_3^+ + 2A_4^-$	$R_1^+ + 2R_3^-$	$X_1^+ + 2X_3^-$

Notes to Table X

- (i) Tetragonal paramagnetic $\text{YBa}_2\text{Cu}_3\text{O}_6$ has the space group $\Gamma_q D_{4h}^1$ (123).
- (ii) Each row defines one band consisting of three branches, because there are three Cu atoms in the unit cell.
- (iii) Only bands with exactly one Wannier function on each Cu site are given.
- (iv) See also the common notes to Tables X – XV following Table XV.

TABLE XI: Single-valued representations of all the antiferromagnetic energy bands in the orthorhombic fm-like antiferromagnetic structure (a) depicted in Fig. 2 with symmetry-adapted and optimally localized Wannier functions centered on the Cu sites.

	Γ	Z	Y	X
Band 1	$2\Gamma_1^+ + 2\Gamma_2^+ + 2\Gamma_3^+ + 2\Gamma_4^+ + \Gamma_1^- + \Gamma_2^- + \Gamma_3^- + \Gamma_4^-$	$3Z_1 + 3Z_2$	$3Y_1 + 3Y_2$	$3X_1 + 3X_2$
Band 2	$\Gamma_1^+ + \Gamma_2^+ + \Gamma_3^+ + \Gamma_4^+ + 2\Gamma_1^- + 2\Gamma_2^- + 2\Gamma_3^- + 2\Gamma_4^-$	$3Z_1 + 3Z_2$	$3Y_1 + 3Y_2$	$3X_1 + 3X_2$

(continued)

	S	U	T	R
Band 1	$2S_1^- + 2S_2^- + 2S_3^- + 2S_4^- + S_1^+ + S_2^+ + S_3^+ + S_4^+$	$3U_1 + 3U_2$	$3T_1 + 3T_2$	$3R_1 + 3R_2$
Band 2	$S_1^- + S_2^- + S_3^- + S_4^- + 2S_1^+ + 2S_2^+ + 2S_3^+ + 2S_4^+$	$3U_1 + 3U_2$	$3T_1 + 3T_2$	$3R_1 + 3R_2$

Notes to Table XI

- (i) The fm-like antiferromagnetic structure (a) has the space group $\Gamma_q D_{2h}^{16}$ (62).
- (ii) The af-like structure (b) possesses the same space group with, however, a different position of the coordinate system. Therefore, this table differs from the following Table XII.
- (iii) Each row defines one band consisting of twelve branches, because there are twelve Cu atoms in the unit cell.
- (iv) See also the common notes to Tables X – XV following Table XV.

TABLE XII: Single-valued representations of all the antiferromagnetic energy bands in the orthorhombic af-like antiferromagnetic structure (b) depicted in Fig. 2 with symmetry-adapted and optimally localized Wannier functions centered on the Cu sites.

	Γ	Z	Y	X
Band 1	$2\Gamma_1^+ + 2\Gamma_2^+ + \Gamma_3^+ + \Gamma_4^+ + \Gamma_1^- + \Gamma_2^- + 2\Gamma_3^- + 2\Gamma_4^-$	$3Z_1 + 3Z_2$	$4Y_1 + 2Y_2$	$4X_1 + 2X_2$
Band 2	$\Gamma_1^+ + \Gamma_2^+ + 2\Gamma_3^+ + 2\Gamma_4^+ + 2\Gamma_1^- + 2\Gamma_2^- + \Gamma_3^- + \Gamma_4^-$	$3Z_1 + 3Z_2$	$2Y_1 + 4Y_2$	$2X_1 + 4X_2$

(continued)

	S	U	T	R
Band 1	$2S_1^- + 2S_2^- + S_3^- + S_4^- + S_1^+ + S_2^+ + 2S_3^+ + 2S_4^+$	$3U_1 + 3U_2$	$3T_1 + 3T_2$	$3R_1 + 3R_2$
Band 2	$S_1^- + S_2^- + 2S_3^- + 2S_4^- + 2S_1^+ + 2S_2^+ + S_3^+ + S_4^+$	$3U_1 + 3U_2$	$3T_1 + 3T_2$	$3R_1 + 3R_2$

Notes to Table XII

- (i) The af-like antiferromagnetic structure has the space group $\Gamma_q D_{2h}^{16}$ (62).
- (ii) The fm-like structure possesses the same space group with, however, a different position of the coordinate system. Therefore, this table differs from the foregoing Table XI.
- (iii) Each row defines one band consisting of twelve branches, because there are twelve Cu atoms in the unit cell.
- (iv) See also the common notes to Tables X – XV following Table XV.

TABLE XIII: Single-valued representations of all the antiferromagnetic energy bands in the orthorhombic antiferromagnetic structure (d) depicted in Fig. 2 with symmetry-adapted and optimally localized Wannier functions centered on the Cu sites.

	Γ	X	Z	Y
Band 1	$2\Gamma_1 + \Gamma_3 + \Gamma_2 + 2\Gamma_4$	$2X_1 + X_3 + X_2 + 2X_4$	$2Z_1 + Z_3 + Z_2 + 2Z_4$	$2Y_1 + 2Y_2 + Y_3 + Y_4$
Band 2	$\Gamma_1 + 2\Gamma_3 + 2\Gamma_2 + \Gamma_4$	$X_1 + 2X_3 + 2X_2 + X_4$	$Z_1 + 2Z_3 + 2Z_2 + Z_4$	$Y_1 + Y_2 + 2Y_3 + 2Y_4$

(continued)

	T	S	U	R
Band 1	$2T_1 + 2T_2 + T_3 + T_4$	$2S_1 + 2S_2 + S_3 + S_4$	$2U_1 + U_3 + U_2 + 2U_4$	$2R_1 + 2R_2 + R_3 + R_4$
Band 2	$T_1 + T_2 + 2T_3 + 2T_4$	$S_1 + S_2 + 2S_3 + 2S_4$	$U_1 + 2U_3 + 2U_2 + U_4$	$R_1 + R_2 + 2R_3 + 2R_4$

Notes to Table XIII

- (i) The antiferromagnetic structure (d) in Fig. 2 has the space group $\Gamma_q C_{2v}^2$ (26).
- (ii) Each row defines one band consisting of six branches, because there are six Cu atoms in the unit cell.
- (iii) See also the common notes to Tables X – XV following Table XV.

TABLE XIV: Single-valued representations of all the antiferromagnetic energy bands in the monoclinic antiferromagnetic structure (c) depicted in Fig. 2 with symmetry-adapted and optimally localized Wannier functions centered on the Cu sites.

	Γ	B	Z
Band 1	$2\Gamma_1^+ + \Gamma_1^- + 2\Gamma_2^+ + \Gamma_2^-$	$3B_1$	$2Z_1^+ + Z_1^- + 2Z_2^+ + Z_2^-$
Band 2	$\Gamma_1^+ + 2\Gamma_1^- + \Gamma_2^+ + 2\Gamma_2^-$	$3B_1$	$Z_1^+ + 2Z_1^- + Z_2^+ + 2Z_2^-$

(continued)

	Y	C	A	D	E
Band 1	$3Y_1$	$3C_1$	$2A_1^+ + 2A_2^+ + A_1^- + A_2^-$	$3D_1$	$2E_1^+ + 2E_2^+ + E_1^- + E_2^-$
Band 2	$3Y_1$	$3C_1$	$A_1^+ + A_2^+ + 2A_1^- + 2A_2^-$	$3D_1$	$E_1^+ + E_2^+ + 2E_1^- + 2E_2^-$

Notes to Table XIV

- (i) The antiferromagnetic structure (c) in Fig. 2 has the space group $\Gamma_m C_{2h}^5$ (14).
- (ii) Each row defines one band consisting of six branches, because there are six Cu atoms in the unit cell.
- (iii) See also the common notes to Tables X – XV following Table XV.

TABLE XV: Single-valued representations of all the antiferromagnetic energy bands in the tetragonal antiferromagnetic structure with symmetry-adapted and optimally localized Wannier functions centered on the Cu sites.

	Γ	M	Z	A	R	X
Band 1	$2\Gamma_1^+ + 2\Gamma_2^+ + \Gamma_1^- + \Gamma_2^-$	$M_5^+ + 2M_5^-$	$2Z_1^+ + 2Z_2^+ + Z_1^- + Z_2^-$	$A_5^+ + 2A_5^-$	$2R_1 + R_2$	$2X_1 + X_2$
Band 2	$2\Gamma_3^+ + 2\Gamma_4^+ + \Gamma_3^- + \Gamma_4^-$	$M_5^+ + 2M_5^-$	$2Z_3^+ + 2Z_4^+ + Z_3^- + Z_4^-$	$A_5^+ + 2A_5^-$	$2R_1 + R_2$	$2X_1 + X_2$
Band 3	$\Gamma_1^+ + \Gamma_2^+ + 2\Gamma_1^- + 2\Gamma_2^-$	$2M_5^+ + M_5^-$	$Z_1^+ + Z_2^+ + 2Z_1^- + 2Z_2^-$	$2A_5^+ + A_5^-$	$R_1 + 2R_2$	$X_1 + 2X_2$
Band 4	$\Gamma_3^+ + \Gamma_4^+ + 2\Gamma_3^- + 2\Gamma_4^-$	$2M_5^+ + M_5^-$	$Z_3^+ + Z_4^+ + 2Z_3^- + 2Z_4^-$	$2A_5^+ + A_5^-$	$R_1 + 2R_2$	$X_1 + 2X_2$

Notes to Table XV

- (i) In the tetragonal antiferromagnetic structure the magnetic moments lie in $\pm z$ direction. It is obtained from the structures (a) – (d) depicted Fig. 2 by putting $\alpha = \beta = 90^\circ$.
- (ii) This structure has the space group $\Gamma_q D_{4h}^5$ (127).
- (iii) Each row defines one band consisting of six branches, because there are six Cu atoms in the unit cell.
- (iv) Only bands with exactly one Wannier function on each Cu site are given.

Common notes to Tables X – XV

- (iv) The bands are determined by Eq. (B7) of Ref. [10].
- (v) The representations are labeled as given in Tables I – V.
- (vi) Consider, for example, Table XV. Assume a band of the symmetry in any row of Table XV to exist in the band structure of a given metal and assume this band not to be connected to other bands. Then the Bloch functions of this band can be unitarily transformed into Wannier functions that are
 - as well localized as possible;
 - centered at the Cu atoms;
 - symmetry-adapted to the tetragonal antiferromagnetic structure with the magnetic group $D_{4h}^5 + \{K|\frac{1}{2}\frac{1}{2}0\}D_{4h}^5$.