

## **Bunching of Electrons in Transport through Quantum Dots**

O. Zarchin<sup>1,\*</sup>, Y. C. Chung<sup>2</sup>, M. Heiblum<sup>1</sup> and V. Umansky<sup>1</sup>

<sup>1</sup> *Braun Center for Submicron Research, Dept. of Condensed Matter Physics,*

*Weizmann Institute of Science, Rehovot 76100, Israel*

<sup>2</sup> *Department of Physics, Pusan National University,*

*Busan 609-735, Republic of Korea*

Measuring shot noise provides information, which is not given by conductance, about the particle's charge and their correlations. We report on differential noise measurements performed on a quantum dot (QD) under the influence of a high magnetic field. Measuring a series of resonance peaks, resulted with unexpected results. The noise dependence on voltage suggested transport of independent particles; however, its strength was enhanced by a factor of 8-10 at the peak, decaying toward 1 at the tails of the peak. The behavior suggests an unexpected **bunching** of electrons as they traverse the dot.

The ubiquitous ‘constant interaction’ model of quantum dots (QDs) lumps all electron interactions into a constant capacitance, providing, in most cases, a reasonable explanation to the behavior of the conductance in the Coulomb Blockade regime [1]. A direct consequence of this model is that, in the resonant or sequential tunnelling regimes, an electron can enter the dot only after one leaves. This leads to a relatively ordered stream of electrons traversing the QD and to a suppressed shot noise in the current [2]. We report on differential noise measurements across the full energy range of conductance peaks of a ubiquitous QD in two dimensional electron gas, measured under high magnetic field (at filling factor 1 and 2). We find, surprisingly, enhanced shot noise in the conductance peaks - up to some nine times larger than expected, - suggesting transport of bunched electrons through the dot.

Measurements of differential shot noise in QDs are scarce [3-6], however, indications of possible bunching of electrons in transport had been already reported. Multiple electron occupation of QDs was suggested via capacitance measurements [7]; enhanced noise was found in the negative differential resistance regime [8] and in transport mediated by interacting localized states [9], both in resonant tunnelling devices. In the latter case, having two levels participating in the transport, each coupled differently to the leads, can result in super-Poissonian noise, which depends quadratically on the current [9].

Shot noise measurements provide a powerful tool that allows extracting information not provided by conductance measurements, such as electron correlation [10]. At zero temperature, the quantum shot noise of a partitioned single channel in a ballistic conductor is [11]:

$$S_{T=0} = 2eV_{SD} g_Q t(1-t), \quad (1)$$

where  $S$  is the low frequency ( $f \ll eV_{SD}/h$ ) spectral density of current fluctuations ( $SAf = \langle i^2 \rangle$ ),  $V_{SD}$  the applied source-drain voltage,  $g_Q = e^2/h$  the conductance of the fully transmitted channel (the quantum conductance), and  $t$  the transmission coefficient of the channel. This reduces to the well known *classical* Poissonian expression for shot noise when  $t \ll 1$  (the ‘Schottky equation’),  $S_{Schottky} = 2eI$ , with  $I = V_{SD}g_Q t$  the DC current transmitted through the channel. In case of resonant tunnelling through QDs, with an applied  $eV_{SD}$  larger than the energy width of the resonance, the total shot noise can be suppressed by a factor of two relative to the classical value [2, 12]. The suppression is determined by the tunneling source-dot and dot-drain barriers, reaching a factor of 2 in a symmetric QD, and 1 in an asymmetric QD. In the Coulomb blockade regime, where transport occurs via elastic or inelastic cotunnelling processes [13], the noise depends on the actual process. In an elastic cotunnelling process, with the QD staying in the same state before and after the process, the shot noise obeys Eq. (1), namely, stochastic transport of independent electrons. However, when inelastic cotunnelling process dominates, the QD is left in an excited state after the process; hence, shot noise is enhanced by up to three times the classical shot noise [12, 14].

Since the conductance of a QD varies strongly with  $V_{SD}$ , other contributions to the noise that depend on the conductance may dominate and make the extraction of the excess (shot) noise difficult to extract. The main ones are the conductance dependent Johnson-Nyquist noise [15] and the current noise of the amplifier (emitted backward by the amplifier into the QD); both vary with the conductance of the QD. Under a quantizing magnetic field (filling factors 1 or 2) and a *four terminal* configuration, the input and output conductance of the device can be made constant and independent of the dot’s conductance. This is a direct result of edge channel

transport with the reflected edges being collected by a grounded Ohmic contact, resulting with constant contributions of the spurious noise. In turn, the magnetic field polarizes the spin and rearranges the single particle spectrum into Landau levels [16-18], hence, modifying the spatial charge distribution [19, 20]. We believe that the magnetic field may affect the details of our experimental results but not the overall conclusions.

Measurements were conducted with three different QD configurations; two with a different configuration of the QD and one in a different heterostructure structure (supporting two dimensional electron gas). The QDs were formed by an induced potential of biased metallic gates deposited on the surface of the heterojunctions. While the different devices behaved in a similar manner and in filling factors 1 and 2, we present here detailed data of one device (Fig. 1), measured at an electron temperature  $T \sim 25\text{mK}$  and in filling factors 1 (the first conductance plateau spanned a magnetic field of 9-11 Tesla). Conductance was measured either with  $0.5\mu\text{V}$  excitation voltage at 0.9 MHz, with the sample followed by a LC resonant circuit (bandwidth of 75kHz), a cold amplifier and a spectrum analyzer; or with  $2\mu\text{V}$  excitation voltage at 7Hz via a standard Lock-In technique. The noise was measured with the same system at  $\sim 0.9\text{MHz}$  frequency, with a DC input voltage applied (see Refs. 21 and 22 for detail).

Figure 2(a) demonstrates a sequence of conductance peaks as a function of plunger gate voltage  $V_P$ , which controls the occupation of the QD. The plunger gate also affects, inadvertently, the source and drain quantum point contacts (QPCs), thus possibly influencing the symmetry of the dot and consequently the peak heights. Conductance peaks reached almost the conductance limit  $e^2/h$ . A calibration of the plunger was performed by measuring the differential conductance as function of  $V_P$

and source-drain voltage  $V_{SD}$  ('diamond structure' [23]), shown in Fig. 2(b). We extracted a charging energy  $U_C \sim 500 \mu\text{eV}$  and level spacing  $E_{ls} \sim 100 \mu\text{eV}$ . The *levering factor* (the plunger gate voltage in units of energy) was found to be  $\sim 16$  (i.e.,  $16 \mu\text{V}$  on plunger equals  $1 \mu\text{V}$  of  $V_{SD}$ ).

We carried sensitive noise measurements as function of the applied DC voltage in a range smaller than the single particle level width, being  $15\text{-}100 \mu\text{eV}$ , with small DC voltage steps of  $2.5 \mu\text{eV}$ . In Fig. 3 we provide typical results of such shot noise measurements across the full width of a conductance peak. As  $V_{SD}$  exceeds the temperature, shot noise grows, almost linearly with  $V_{SD}$ , at a much faster rate than the theoretically expected noise of stochastic electrons. The shot noise depends strongly on the location within the conductance peak.

We briefly discuss first the expected shot noise for stochastic partitioning of independent particle. Equation (1) is modified in finite temperature to [24]:

$$S = 4k_B T g_Q + 2e V_{SD} g_Q t(1-t) [\coth(x) - 1/x] \quad , \quad (2)$$

where  $x = e V_{SD} / 2k_B T$  and  $k_B$  is the Boltzman's constant. Since the transmission depends on bias  $t = t(V_{SD})$ , the excess noise (the current dependent part of the noise) at  $V_{SD}$  can be expressed as a sum of small  $\Delta V_{SD}$  contributions and in each small range  $t$  can be regarded constant,

$$S_{excess} = 2e \Delta V_{SD} g_Q \sum_{i=1}^n t_i (1-t_i) [\coth(x_i) - 1/x_i] \quad , \quad (3)$$

where  $n \Delta V_{SD} = V_{SD}$  and  $x_i = e V_{SDi} / 2k_B T$ . We compare  $S_{excess}$  to the measured shot noise  $S_M$ . While in general the Fano factor  $F$  is defined as the ratio between the measured noise and the classical shot noise  $F = S_M / 2eI$  [3, 4], we define a modified Fano factor:

$$F^* = S_M / S_{excess} \quad , \quad (4)$$

$F=F^*(1-t)$ . At zero temperature, if  $S_M=F^*S_{excess}$  then in Eq. (1) we can substitute for the charge  $e^*=F^*e$ , and interpret  $e^*$  as an effective charge with  $e^*/e$  determining the bunching (if  $>1$ ) or diluting (if  $<1$ ) of the traversing electrons.

Returning to Fig. 2 we note that at the peak of the transmission resonance, with  $t=0.75$ ,  $F^*\sim 9$  (or  $F\sim 2$ ), we measure noise due to bunching of  $\sim 9$  electrons. As we move away from the peak maximum toward the Coulomb blockaded regime,  $F^*$  drops, reaching in the valley  $F^*\sim 1$  (and  $F\sim 1$ ). Moreover, as the width of the conductance peak increases from  $15\mu\text{eV}$  to  $100\mu\text{eV}$  (by opening the QPCs connecting the QD to the leads),  $F^*$  remains nearly unaffected. This is not the case for an asymmetric QD.

Figure 3 summarizes the dependence of the Fano factor  $F^*$  on the deviation of the QD from symmetry, while keeping the occupation of the dot constant (via the plunger gate voltage). In an asymmetric dot the conductance peak height and the shot noise are smaller than in the symmetric case, reaching  $F^*\sim 1$  even at the conductance peak maximum in a highly asymmetric QD. Similar results were obtained by keeping the transmission of the QPC of the drain (source) constant and varying that of the source (drain). The ratio  $\Gamma_d/\Gamma_s$ , where  $\Gamma_s$  ( $\Gamma_d$ ) denotes the coupling (in units of energy) to the source lead (drain lead), was estimated via [2]:

$$\frac{g}{g_Q} = 4 \frac{\Gamma_s \Gamma_d}{(\Gamma_s + \Gamma_d)^2}. \quad (5)$$

Experimentally, tuning of the dot's coupling for symmetry relied on maximizing the transmission peak height. Since, however, we did not succeed in reaching the conductance limit of  $e^2/h$  even at the lowest electron temperature, one of the following may play a role: (a) The ratio  $\Gamma_d/\Gamma_s$ , for some reason, is never 1 (this will affect only the x-axis in Fig. 3b); (b) Transport is not fully coherent. A fraction

of the electrons dephase in the dot and transfer via sequential tunnelling; (c) A strong fluctuating potential turns the dot on and off, thus lowering the average current; (d) A weak fluctuating potential leads to averaging of the transmission, lowering the peak current; (e) An additional energy level, degenerate with the main level but coupled poorly to the source and drain leads, with a relatively long dwell time. When occupied, it blocks transport through the broader level via the Coulomb blockade effect [9], hence, switching on and off the main transport; (f) A similar effect but the ‘switching’ is via an excited state and not via a degenerate localized state.

The measured noise may add a clue on the dominant mechanism that lowers the peak conductance and leads to the enhanced shot noise. A weak fluctuating potential will lead to noise that depends on the derivative of the differential conductance with respect to plunger gate voltage, being zero at the conductance peak and maximum somewhere along the peak side. As shown above, we observed an opposite behavior, i.e., maximum noise level at the peak. A strong fluctuating potential can mimic bunching, however, the noise will depend quadratically on the applied voltage (or the impinging current); not according to our measurements (Fig. 2b). On the other hand, the *two level* (be it a localized state or an excited state) transport model, may offer a better explanation. Assume a probability  $P_{in}$  to enter the localized level, thus transport through the main level will be blocked after an average number of  $1/P_{in}$  electrons arrive (during time  $h/eV_{SD}P_{in}$ ), and electrons transport will be bunched to an average charge  $Q=e/P_{in}$ . Since the number of electrons in a single bunch depend on the applied voltage, shot noise will depend linearly on the applied voltage with charge  $Q$  replacing  $e$ . Note that a similar effect was suggested to explain an enhanced noise in a tunnel barrier and an impurity, however, the applied voltage was higher than the resonance width leading to a quadratic dependence on current [9].

Justifying having always a narrow level, degenerate with the wider, dominant, one for different occupations and different devices is not easy. However, an overlapping of levels for a large number of electrons may be possible. This in essence is also one of the suggestions to explain the universal phase behavior in QDs [25].

A more complete description of the noise is presented in Fig. 4. We plotted, in a color scale, the measured noise as a function of  $V_{SD}$  and  $V_P$ . For comparison, we also plotted the expected shot noise from Eq. (3) (with a scale smaller by a factor of 6), using the measured transmission. For a specific  $V_{SD}$  larger than the level width, as the plunger voltage sweeps through the conductance peak, the differential transmission exhibits two peaks (Fig. 1b). Between these peaks current does not change, hence, the shot noise depends only on the average  $t(1-t)$  term. Since the maximum transmission in this measurement  $t \sim 0.5$ , the noise exhibits two peaks at the corresponding peaks in transmission. Shot noise grows faster than expected as we approach the peak conductance, indicating, again, that  $F^*$  increases at the conductance peak.

Measuring shot noise of a QD, in the integer quantum Hall regime, suggests bunching of electrons as they traverse the dot. This surprising result, unexpected in a Coulomb blockaded QD, suggests a different mechanism of transport; not yet understood. A possible mechanism for such bunching can result from transport through more than a single level, e.g. a localized state or an excited level.

We thank I. Neder, Y. Oreg, S. Gorvitz, E. Sela and M. Zaffalon for helpful discussions. O. Zarchin acknowledges support from the Israeli Ministry of Science and Technology. This work was partly supported by the MINERVA foundation, the German Israeli foundation (GIF), the German Israeli project cooperation (DIP), the Israeli Science foundation (ISF) and the International S&T cooperation program



(program num. M6050400004005B040004010), Korean Ministry of Science and Technology.

\* E-mail: oren.zarchin@weizmann.ac.il

- [1] T. Inn, *Electronic Quantum Transport in Mesoscopic Semiconductor Structures* (Springer-Verlag, 2004), Chap. xxx
- [2] J. H. Davies, P. Hyldgaard, S. Hershfield, and J. W. Wilkins, *Phys. Rev. B* 46, 9620 (1992).
- [3] H. Birk, et al. *Phys. Rev. Lett.* 75, 1610 (1995).
- [4] S. Gustavsson, et al. *cond-mat/0510269* (2005).
- [5] Yuan P. Li et al. *Phys. Rev. B.* 41, 8388 (1990).
- [6] E. Onac, et al. *Phys. Rev. Lett.* 796, 026803 (2006).
- [7] N. B. Zhitenev, et al. *Phys. Rev. Lett.* 79, 2308 (1997).
- [8] G. Lannaccone, et al. *Phys. Rev. Lett.* 80, 1054 (1998).
- [9] S. S. Safonov et al. *Phys. Rev. Lett.* 91, 136801 (2003).
- [10] Y. M. Blanter and M. Büttiker, *Phys. Rep.* 336, 1 (2000).
- [11] G. B. Lesovik, *Pis'ma Zh. Eksp. Teor. Fiz.* 49, 513 (1989) *JETP Lett.* 49, 592 (1989).
- [12] E. V. Sukhorukov, et al. *Phys. Rev. B.* 63, 125315 (2001).
- [13] S. De Franceschi et al., *Phys. Rev. Lett.* 86, 878 (2001).
- [14] A. Thielmann et al. *Phys. Rev. Lett.* 95, 146806 (2005).
- [15] J. B. Johnson, *Phys. Rev.* 29, 367 (1927); H. Nyquist, *Phys. Rev.* 32, 229 (1928).
- [16] V. Fock, *Z. Phys.* 47, 446 (1928); C. G. Darwin, *Proc. Cambridge Philos. Soc.* 27, 86 (1930).
- [17] L. P. Kouwenhoven et al. *Science.* 278, 1788 (1997).
- [18] N. C. van der Vaart et al. *Phys. Rev. B.* 55, 9746 (1997).
- [19] P. L. McEuen et al. *Phys. Rev. B.* 45, 11419 (1992).
- [20] P. L. McEuen et al. *Phys. Rev. Lett.* 66, 1926 (1991)
- [21] R. de-Picciotto et al., *Nature* 389, 162 (1997).
- [22] M. Reznikov et al., *Nature* 399, 238 (1999).
- [23] L. P. Kouwenhoven, D. G. Austing and S. Tarucha, *Rep. Prog. Phys.* 64, 701 (2001)
- [24] Th. Martin and R. Landauer, *Phys. Rev. B* 45, 1742 (1992).
- [25] P. G. Silvestrov and Y. Imry, *Phys. Rev. Lett.* 85, 2565 (2000)

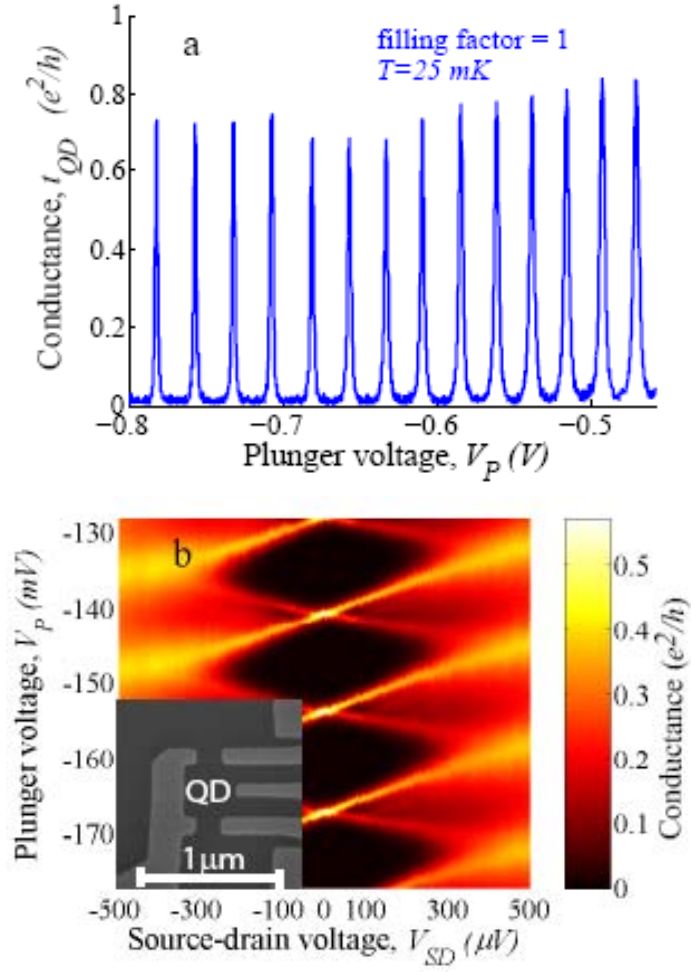


FIG. 1: Conductance of the quantum dot (QD). (a) Differential conductance of Coulomb blockade peaks as a function of plunger gate voltage ( $V_p$ ), and (b) Diamond structure – differential conductance as a function of plunger gate voltage and source drain voltage ( $V_{SD}$ ). Inset – SEM picture of the QD.

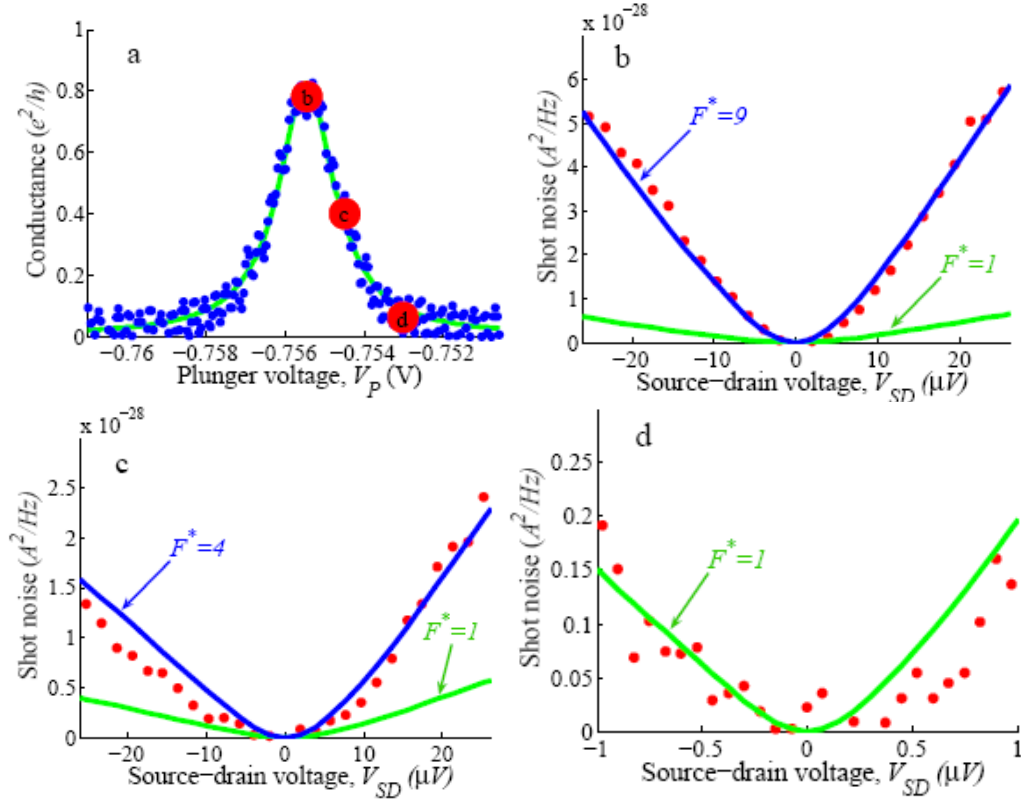


FIG. 2: Conductance and shot noise. (a) Differential conductance (blue circles) of a single resonance peak, and (b-d) shot noise as function of source-drain voltage ( $V_{SD}$ ), for three different plunger gate voltages. In (a), green line represents a lorentzian fit while red circles represent the location where shot noise was measured in b-d. In b-d the blue lines represent fits to the measured shot noise (red circles) with  $F^* = 9$  (b),  $F^* = 4$  (c),  $F^* = 1$  (d). The green line is a theoretical fit with  $F^* = 1$ .

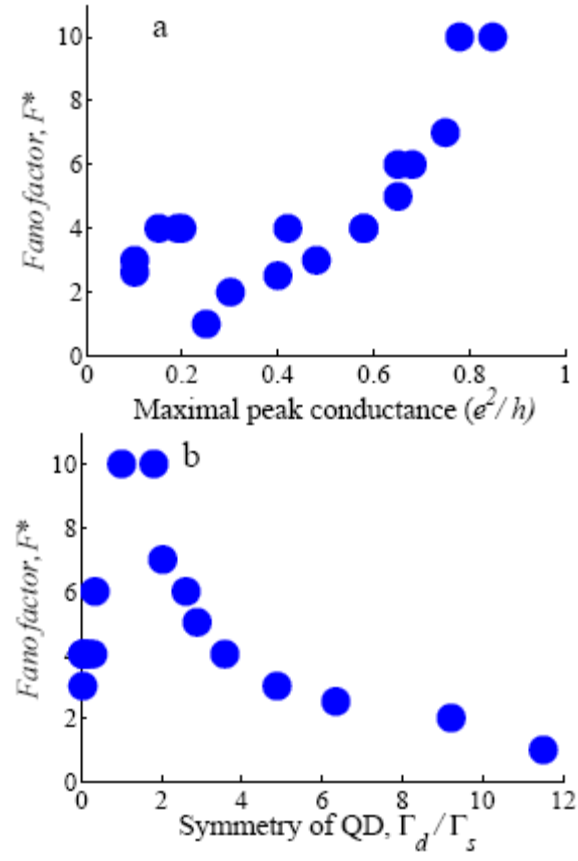


FIG. 3: Enhancement of shot noise. (a)  $F^*$  as function of maximal peak conductance (via varying the QPC on the drain side). (b) Dependence of  $F^*$  on  $\Gamma_d/\Gamma_s$ , where  $\Gamma_s$  ( $\Gamma_d$ ) is the coupling to the source lead (drain lead), estimated via Eq. (3).

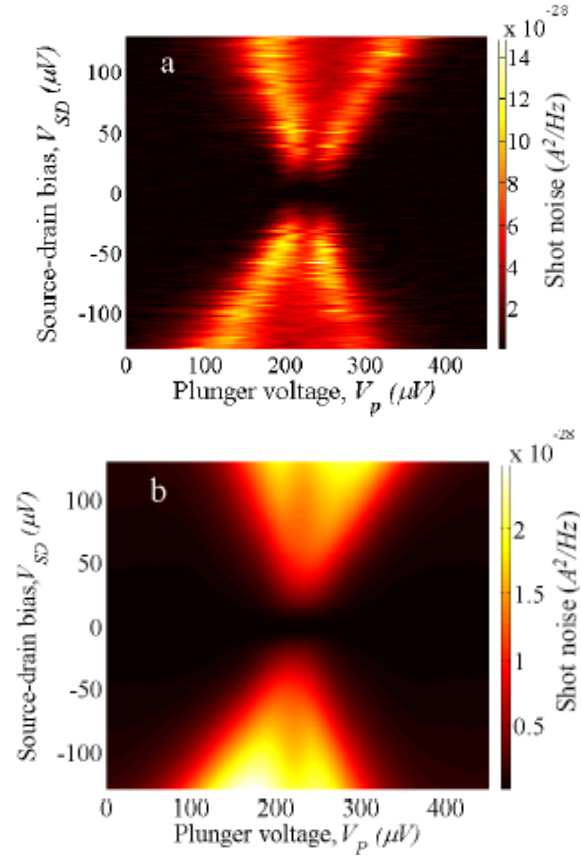


FIG. 4: Shot noise dependence on source-drain bias ( $V_{SD}$ ) and plunger gate voltage ( $V_P$ ). (a) Measured Shot noise and (b) Calculated shot noise. The shot noise scale in (b) is 6 times smaller than in (a) indicating a much larger shot noise than expected for  $F^*=1$ . The QD transmission behaves similarly to that in Fig. 1b.