

Theory of tunneling spectroscopy in the Larkin-Ovchinnikov state

Y. Tanaka^{1,2}, Y. Asano³, M. Ichioka⁴ and S. Kashiwaya⁵

¹ *Department of Applied Physics,*

Nagoya University, Nagoya, 464-8603, Japan

² *CREST, Japan Science and Technology Corporation (JST) Nagoya,*
464-8603, Japan

³ *Department of Applied Physics,*

Hokkaido University, Sapporo 060-8628, Japan

⁴ *Department of Physics, Okayama University,*
Okayama 700-8530, Japan

⁵ *NeRI of National Institute of Advanced Industrial Science and Technology (AIST),*
Tsukuba, 305-8568, Japan

A theory of the tunneling spectroscopy of normal metal / Larkin-Ovchinnikov (LO) state is presented by fully taking account of the periodic modulation of pair potentials in real space. The resulting tunneling spectra have characteristic line shapes with several maxima and minima reflecting minigap structures due to the periodic pair potentials. These features are qualitatively different from tunneling spectra of Fulde-Ferrell state and those of uniform *s*- and *d*-wave superconductors. On the basis of calculated results, we propose a method to identify the LO state in actual experiments.

Fulde and Ferrell [1] and Larkin and Ovchinnikov [2] proposed superconducting states in which spin-singlet superconducting pair potentials are periodically modulated in real space under high magnetic fields. The Zeeman spin splitting results in a total momentum $2\mathbf{q}$ of Cooper pairs. Fulde-Ferrell (FF) discussed that pair potential becomes $\Delta \exp(i\mathbf{q} \cdot \mathbf{r})$. Larkin and Ovchinnikov (LO) proposed independently an alternative scenario in which the order parameter is real, but varies periodically in real space like $\Delta \cos(\mathbf{q} \cdot \mathbf{r})$ [2]. The two states are collectively called Fulde-Ferrell-Larkin-Ovchinnikov (FFLO) state. Only a few attempts have been made at FFLO state [3] in the last century. However FFLO state suddenly becomes a hot topic because evidence of FFLO state has been reported in a number of experiments [4, 5, 6, 7] and theories [8, 9, 10]. These studies suggest realization of FFLO state in a heavy fermionic compound CeCoIn₅. According to the phase diagram of CeCoIn₅, LO state is considered to be more stable than FF state. To understand basic properties of LO state, it is important to study detailed structures of quasiparticle energy spectra. In fact, experimental research in this direction becomes accessible now [11, 12]. Thus a theory of the tunneling spectroscopy of LO state is desired to interpret the tunnel spectra in experiments.

In the presence of the spatial modulation of pair potentials [13, 14], local density of states (LDOS) is expected to be very different from that in the conventional *U*-shaped subgap structure in uniform superconductors. Up to now, however, there is no theory of tunneling spectroscopy in which effects of the periodic sign change of pair potential in real space on spectra are fully taken into account. In addition, we also have to consider effects of sign change of pair potential in *k*-space because CeCoIn₅ is a strongly correlated material and its promising pair

potential is *d*-wave symmetry. In such a pairing symmetry, charge transport of the junctions are governed by a mid gap Andreev resonant state (MARS) formed at the junction interface [15, 16, 17, 18, 19]. Thus we must take into account the two kinds of sign change in pair potentials, i.e., the sign change in real space and that in *k*-space, on an equal footing.

In this paper, we present a theory of tunneling spectra in normal metal / insulator / superconductor in LO state (N/I/LO) for the first time. We choose that \mathbf{q} is parallel to the normal of the junction interface. In such junctions, tunneling spectra are expected to have fine structures reflecting the miniband due to the spatial modulation of pair potentials. We consider two types of junction: (1) *node contact junctions* where the amplitude of LO pair potentials vanishes at the junction interface and (2) *maximum contact junctions* where the amplitude of pair potentials takes its maximum at the junction interface. In addition to tunneling spectra, we calculate LDOS of bulk LO state at two local points: one is a place at which pair potential takes its maximum (maximum point) and the other is a place at which pair potential has a node (nodal point). Calculated results show complex structures in tunneling spectra and LDOS depending on types of junction and pairing symmetries. These are a consequence of characteristic quasiparticle excitation in LO state such as miniband structures, Zeeman spin splitting and MARS at the interface. By comparing tunneling spectra and LDOS, we discuss a relation between quasiparticle states originating from the sign change of pair potential in *k*-space and those originating from the sign change in real space. The calculated results give us useful information to identify the pairing symmetry of LO state in CeCoIn₅.

Let us consider an N/I/LO junctions in two-dimension as shown in Fig. 1(a), where N and LO correspond to

regions for $x < 0$ and $x > 0$, respectively. We assume a flat interface in the y direction and isotropic Fermi surface. Magnetic field H is applied in the x direction so that effects of magnetic fields on orbital part of wave function can be neglected. The insulating barrier is expressed by the delta-function model and its potential is given by $H_b\delta(x)$. The effective mass m and Fermi wave number k_F are chosen to be common in N and LO. Here, we neglect the spin-orbit coupling in LO. The tunneling conductance in the junctions σ_S at zero temperature can be expressed by the summation of up and down components with

$$\sigma_S(eV) = (\sigma_{\uparrow} + \sigma_{\downarrow})/2, \quad (1)$$

$$\sigma_{\uparrow(\downarrow)} = \int_{-\pi/2}^{\pi/2} d\theta \cos\theta \sigma_N F_{\uparrow(\downarrow)}, \quad (2)$$

$$F_{\uparrow(\downarrow)} = \frac{1 + \sigma_N |\Gamma_{+\uparrow(\downarrow)}|^2 + (\sigma_N - 1) |\Gamma_{+\uparrow(\downarrow)}\Gamma_{-\uparrow(\downarrow)}|^2}{|1 + (\sigma_N - 1)\Gamma_{+\uparrow(\downarrow)}\Gamma_{-\uparrow(\downarrow)}|^2}, \quad (3)$$

with V being a bias voltage [17]. The transparency at the interface is given by $\sigma_N(\theta) = 4\cos^2\theta/(4\cos^2\theta + Z^2)$, where $Z = 2mH_b/\hbar k_{Fx}$, θ is an injection angle of a quasi-particle at the interface measured from the x direction and k_{Fx} is the x component of the Fermi wave vector. In the above, $\Gamma_{\pm\uparrow}$ and $\Gamma_{\pm\downarrow}$ obey the following equations

$$-iv_{Fx}\partial_x\Gamma_{\pm\uparrow} = \Delta(\theta_{\pm}, x)(1 + \Gamma_{\pm\uparrow}^2) - 2\Gamma_{\pm\uparrow}(\varepsilon + \frac{\omega_L}{2}), \quad (4)$$

$$-iv_{Fx}\partial_x\Gamma_{\pm\downarrow} = \Delta(\theta_{\pm}, x)(1 + \Gamma_{\pm\downarrow}^2) - 2\Gamma_{\pm\downarrow}(\varepsilon - \frac{\omega_L}{2}), \quad (5)$$

where $\theta_+ = \theta$, $\theta_- = \pi - \theta$, ε denotes a quasiparticle energy measured from the Fermi energy, ω_L is the spin Larmor frequency, and v_{Fx} is the x component of the Fermi velocity, respectively. The spatial dependence of pair potential $\Delta(\theta, x)$ is given by $\Delta(\theta, x) = \Delta(x)\Theta(x)f(\theta)$, where $\Theta(x)$ is a step function. The form factor $f(\theta)$ depends on pairing symmetries and orientations of crystalline axis in CeCoIn₅: $f(\theta) = 1$ for s -wave symmetry, $f(\theta) = \cos 2\theta$ for $d_{x^2-y^2}$ -wave symmetry, and $f(\theta) = \sin 2\theta$ for d_{xy} -wave symmetry. We calculate $\Gamma_{\pm\uparrow(\downarrow)}$ in Eq. (3) from 2×2 quasiclassical Green's functions based on the evolution operator method [21]. We choose the value ω_L as $\omega_L = 0.8\pi T_C$ with T_C being the transition temperature. The resulting effective magnitude of the Zeeman splitting is about $0.7\Delta_0$ with $\Delta_0 \sim 0.56\pi T_C$. In the present paper, we describe the spatial dependence of LO pair potentials by $\Delta(x) = \Delta_0 \cos(Qx + Q_1)$, where $Q = 2\pi/L$ with L being the period of oscillations in pair potentials. The period L is measured in units of $L_0 = 2\pi/Q_0$ with $Q_0 = \frac{\pi T_C}{\hbar v_F}$. The barrier parameter Z at the interface is chosen to be $Z = 5$ throughout this paper, and resulting transparency of junction is about 0.1. In what follows, we discuss normalized tunneling conductance $\sigma_T = \sigma_S(eV)/\bar{\sigma}_N$, where $\bar{\sigma}_N = \int d\theta \cos\theta \sigma_N$ is the normal conductance of junctions. In addition to σ_T ,

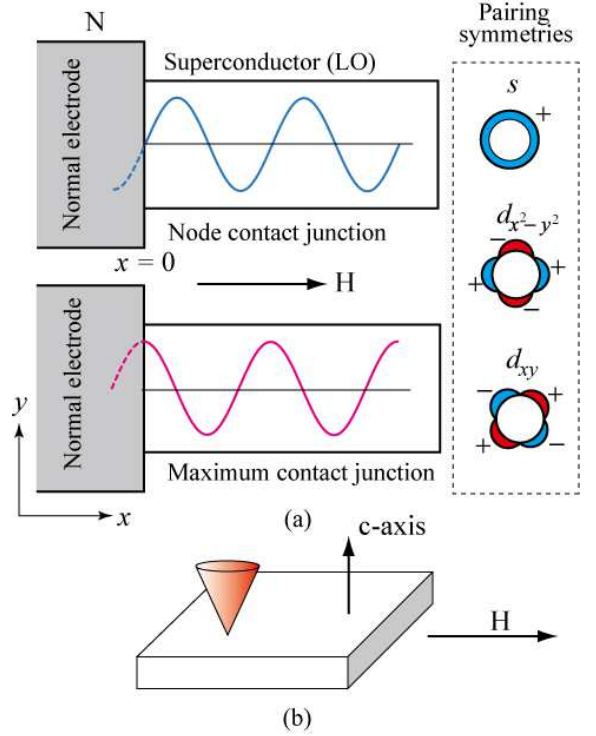


FIG. 1: A normal metal / insulator / superconductor in LO state junction is shown in (a). In a node contact junction and a maximum contact junction, Q_1 is set to be $-\pi/2$ and 0, respectively. A schematic illustration of scanning tunneling spectroscopy is in (b), where a cone represents a scanning probe for local density of states.

we also calculate ρ_T which is LDOS normalized by its value in the normal state. In experiments, LDOS can be measured in scanning tunneling spectroscopy as shown in Fig. 1(b).

First we focus on the s -wave symmetry. In Fig. 2(a) and (c), σ_T of the node contact junction and that of the maximum contact junction are shown, where we choose period of oscillations to be $L = L_0$ for dotted line a and $L = 10L_0$ for solid line b . In Figs. 2(b) and (d), ρ_T at a nodal point and that at a maximum point of bulk superconductors are shown. The LDOS at the nodal and maximum points of the pair potential are significantly different from each other [20] as shown in Figs. 2(b) and (d). In both types of junctions, σ_T and ρ_T have fine structures reflecting the miniband structures due to spatial oscillations of pair potentials. When we compare curve a with curve b , fine structures are more remarkable in longer period of oscillations. In the maximum contact junctions, line shapes of σ_T and those of ρ_T are very similar to each other. This feature becomes clearer for longer period of oscillations. On the other hand in the node contact junctions, line shapes of σ_T are very different from those of ρ_T . Here we note that results for $d_{x^2-y^2}$ -wave symmetry are qualitatively the same as

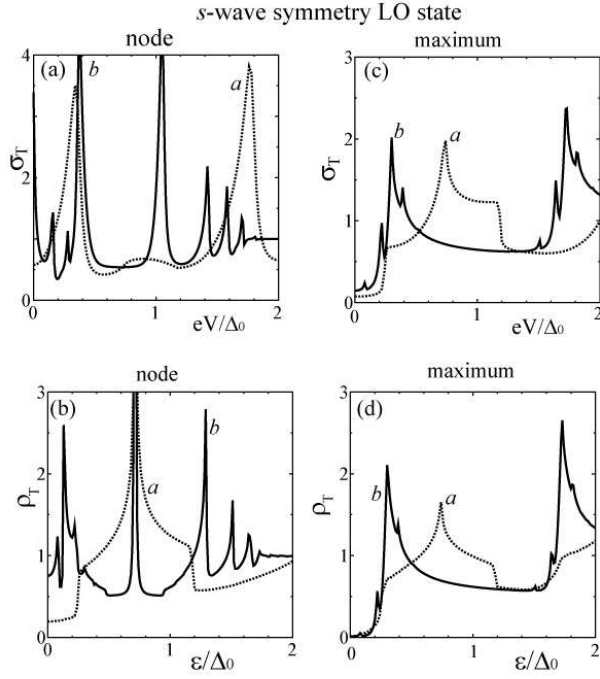


FIG. 2: Calculated results for s -wave N/I/LO junctions. Normalized tunneling conductance σ_T is plotted as a function of bias voltages for the node contact junction in (a) and for the maximum contact junction in (c). Local density of states ρ_T at a nodal point and that at a maximum point of bulk LO state are shown in (b) and (d), respectively. In all panels, a : $L = L_0$ and b : $L = 10L_0$.

those in the s -wave junctions in Fig. 2.

Secondly we focus on d_{xy} -wave N/I/LO junctions. In this case, MARS is formed at the interface due to the sign change of the pair potentials in \mathbf{k} -space. When spatial modulation of pair potentials is absent, σ_T has a splitting peaks around the zero bias. The splitting width corresponds to the Zeeman splitting energy. We show calculated results in Figs. 3(a)-(d). The line shapes of the σ_T in the maximum contact junction in (c) are very much different from those of ρ_T in (d). On the other hand in the node contact junctions, the line shapes of the σ_T in (a) are similar to those of ρ_T in (b). The correspondence between σ_T and ρ_T is tending to be clearer for the longer period LO state. A number of peaks and dips due to the miniband structures can be seen in curve b in Figs. 3(a) and (b).

We summarize obtained results in Figs. 2 and 3, and explain the characteristic features by using schematic pictures in Fig. 4. The sign change of pair potential in \mathbf{k} -space affects drastically σ_T and that in real space modifies ρ_T . In the maximum contact junctions of s -wave symmetry, σ_T well corresponds to ρ_T because the sign change of pair potential at the interface is absent in both \mathbf{k} -space and real space. On the other hand in the node contact junctions of d_{xy} -symmetry, σ_T well corresponds

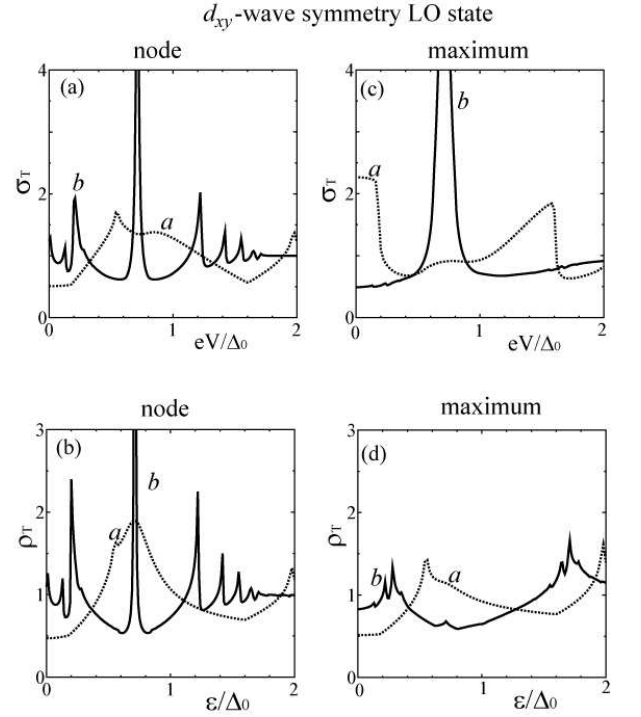


FIG. 3: Calculated results for d_{xy} -wave N/I/LO junctions.

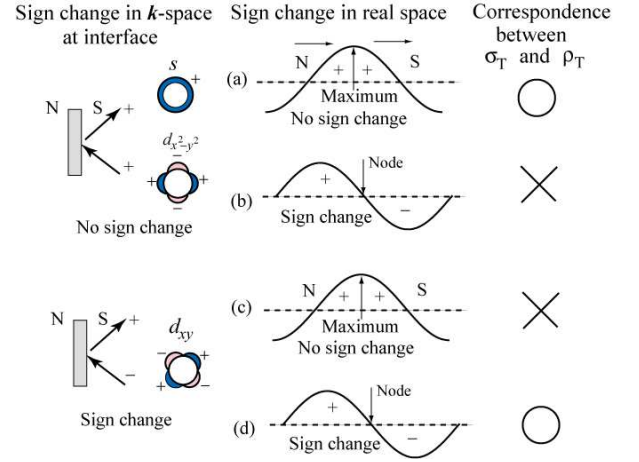


FIG. 4: Schematic illustration of the sign change of the pair potential. Correspondence between the reflection process at the interface and the local density of states in the bulk LO state.

to ρ_T . This is because σ_T and ρ_T reflect the sign change in \mathbf{k} -space and that in real space, respectively. Thus tunneling spectra are closely related to LDOS even in the presence of MARS at the interface. These features are specific to LO state.

Thirdly we look into σ_T for FF state as shown in Fig. 5. In FF state, pair amplitudes are uniform in real space. Thus a preexistence formula for uniform superconduc-

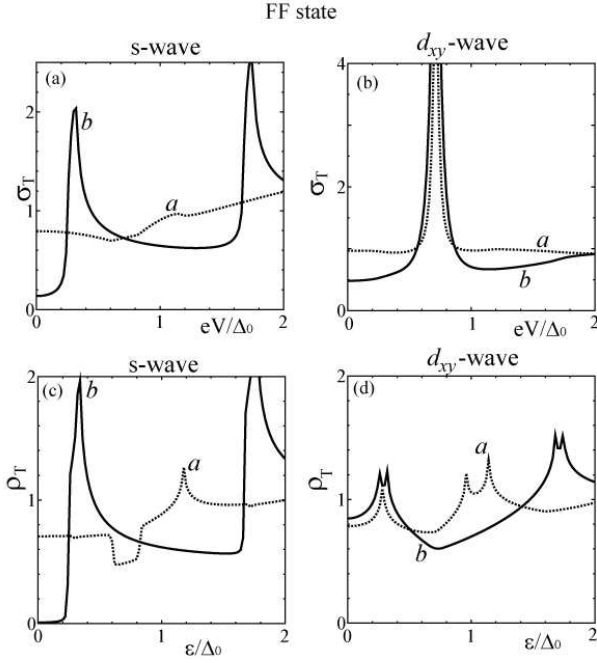


FIG. 5: Calculated results for N/I/FF junctions. Normalized tunneling conductance σ_T is plotted as a function of bias voltages for s -wave in (a) and that for d_{xy} -wave in (c). Local density of states ρ_T for s -wave and that for d_{xy} -wave are shown in (b) and (d), respectively.

tors [16] can be applied to the N/I/FF junctions even in a presence of the Zeeman splitting. The calculated results of ρ_T do not have a spatial dependence contrary to those of LO state. For s -wave case, the line shape of σ_T becomes similar to that of ρ_T for longer period FF state (see curve b in (a) and (b)). On the other hand, for d_{xy} -wave case, the line shape of σ_T has a splitting zero-bias conductance peak (ZBCP) due to the sign change of pair potentials in \mathbf{k} -space [22]. For almost all of the cases, the overall features are very different from those in LO junctions. Only for the case of FF state with d_{xy} pairing, the line shape of σ_T of longer period junctions is similar to the corresponding case of LO state.

Finally we propose a tunneling experiment at a sufficiently low temperature and predict observed tunnel conductance on the basis of the obtained results. Since CeCoIn₅ is a strongly correlated electron system, realization of the d -wave state is more plausible than that of s -wave [23, 24]. If the (110) crystalline axis of CeCoIn₅ is perpendicular to junction interface, which corresponds to d_{xy} -wave symmetry in this paper, a ZBCP is expected in tunneling spectra in the absence of magnetic field. We note that ZBCP can be always expected in d -wave junction except for an idealistic junction in which (100) crystalline axis of CeCoIn₅ is just perpendicular to junction interface. At the zero magnetic field, σ_T has a ZBCP. The height of ZBCP would decrease with the increase of

magnetic fields and the ZBCP would split into two peaks because of the Zeeman effect. The splitting width of the ZBCP increases with the increase of magnetic fields. When we increase magnetic fields further, CeCoIn₅ undergoes transition to the LO state. After the transition, fine structures with many peaks and dips are expected in σ_T in addition to the splitting ZBCP. When CeCoIn₅ undergoes the transition to the normal state at the critical magnetic field, the splitting ZBCP and the fine structures would disappear. If above change in tunneling spectra would be observed, it must be concrete evidence of the LO state.

In conclusion, a theory of the tunneling spectroscopy of normal metal / Larkin-Ovchinnikov (LO) state is presented by fully taking account of the periodic modulation of pair potentials in real space. The resulting normalized tunneling conductance has a line shape with several maxima and minima reflecting minigap structures of density of states. These features are not expected in the Fulde-Ferrell (FF) state because amplitude of pair potentials is uniform in the FF state. Our results serve as a guide to identify the LO state in the experiments.

-
- [1] P. Fulde and R. A. Ferrell, Phys. Rev. **135**, A550 (1964).
 - [2] A. I. Larkin and Y. N. Ovchinnikov, Sov. Phys. JETP **20**, 762 (1965).
 - [3] M. Tachiki, S. Takahashi, P. Gegenwart, M. Weiden, M. Lang, C. Geibel, F. Steglich, R. Modler, C. Paulsen, and Y. Onuki, Z. Phys. B **100**, 369 (1996).
 - [4] H. A. Radovan, N. A. Fortune, T. P. Murphy, S. T. Hannahs, E. C. Palm, S. W. Tozer, and D. Hall, Nature (London) **425**, 51 (2003).
 - [5] A. Bianchi, R. Movshovich, C. Capan, P. G. Pagliuso, and J. L. Sarrao, Phys. Rev. Lett. **91**, 187004 (2003).
 - [6] T. Watanabe, Y. Kasahara, K. Izawa, T. Sakakibara, Y. Matsuda, C. J. van der Beek, T. Hanaguri, H. Shishido, R. Settai, and Y. Onuki, Phys. Rev. B **70**, 020506(R) (2004).
 - [7] K. Kakuyanagi, M. Saitoh, K. Kumagai, S. Takashima, M. Nohara, H. Takagi, and Y. Matsuda, Phys. Rev. Lett. **94**, 047602 (2005).
 - [8] M. Houzet and A. Buzdin, Phys. Rev. B **63**, 184521 (2001).
 - [9] H. Adachi and R. Ikeda, Phys. Rev. B **68**, 184510 (2003).
 - [10] T. Mizushima, K. Machida, and M. Ichioka, Phys. Rev. Lett. **95**, 117003 (2005).
 - [11] P. M. C. Rourke, M. A. Tanatar, C. S. Turel, J. Berdeklis, J. Y. T. Wei, and C. Petrovic, Phys. Rev. Lett. **94**, 107005 (2005).
 - [12] W. K. Park, L. H. Greene, J. L. Sarrao, and J. D. Thompson, Phys. Rev. B **72**, 052509 (2005).
 - [13] Y. Tanaka and M. Tsukada, Phys. Rev. B **44**, 7578 (1991).
 - [14] M. Vanevic and Z. Radovic, Eur. Phys. J. B **46**, 419 (2005).
 - [15] C.-R. Hu, Phys. Rev. Lett. **72**, 1526 (1994).
 - [16] Y. Tanaka and S. Kashiwaya, Phys. Rev. Lett. **74**, 3451 (1995).

- (1995).
- [17] S. Kashiwaya and Y. Tanaka, Rep. Prog. Phys. **63**, 1641 (2000).
 - [18] T. Löfwander, V. S. Shumeiko, and G. Wendin, Supercond. Sci. Technol. **14**, R53 (2001).
 - [19] J. Y. T. Wei, N.-C. Yeh, D. F. Garrigus, and M. Strasik, Phys. Rev. Lett. **81**, 2542 (1998).
 - [20] A. B. Vorontsov, J. A. Sauls, and M. J. Graf, Phys. Rev. B **72**, 184501 (2005).
 - [21] S. Matsuo, S. Higashitani, Y. Nagato and K. Nagai, J. Phys. Soc. Jpn. **67**, 280 (1998).
 - [22] Q. Cui, C.R. Hu, J. Y. T. Wei and K. Yang, Phys. Rev. B **73**, 214514 (2006).
 - [23] K. Izawa, H. Yamaguchi, Y. Matsuda, H. Shishido, R. Settai, and Y. Onuki, Phys. Rev. Lett. **87**, 057002 (2001).
 - [24] Y. Nisikawa, H. Ikeda and K. Yamada, J. Phys. Soc. Jpn. **71**, 1140 (2002).