

Very High Frequency Spectroscopy and Tuning of a Single-Cooper-Pair-Transistor with an on-chip Generator

P.-M. Billangeon,¹ F. Pierre,² H. Bouchiat,¹ and R. Deblock¹

¹*Laboratoire de Physique des Solides, Univ. Paris-Sud,
CNRS, UMR 8502, F-91405 Orsay Cedex, France.*

²*Laboratoire de Photonique et Nanostructures, CNRS, UPR 20, F-91460 Marcoussis, France.*

We consider a single Cooper pair transistor (SCPT) coupled capacitively to a voltage biased Josephson junction, used as a high frequency generator. Thanks to the high energy of photons generated by the Josephson junction, transitions between energy levels, not limited to the first two levels, were induced and the effect of this irradiation on the DC Josephson current of the SCPT was measured. This allows to probe the phase and gate bias dependence of energy levels of the SCPT at high energy. Because the energies of photons can be higher than the superconducting gap we can induce not only transfer of Cooper pairs but also transfer of quasi-particles through the island of the SCPT, thus controlling the poisoning of the SCPT. We show that this can both decrease and increase the average Josephson energy of the SCPT : its supercurrent is then controlled by high-frequency irradiation.

PACS numbers: 73.23.-b, 73.23.Hk, 74.50.+r, 78.70.Gq

Circuits based on small Josephson junctions can behave like macroscopic quantum systems [1, 2, 3, 4]. This is in particular the case for the single Cooper pair transistor (SCPT), constituted by a superconducting metallic island connected *via* tunnel junctions to two superconducting reservoirs. The electrostatic state of the island is controlled by a nearby electrostatic gate (Inset of Fig. 1B). Due to the interplay of charging effect and Josephson effect this system can be considered, at low voltage bias, as a Josephson junction which Josephson energy, and thus critical current, can be tuned by a gate voltage. Due to its fundamental interest as an electrometer and as a building block for quantum computing the SCPT has been extensively studied over the last 15 years. To resolve its energy levels, and study their dependence with gate voltage and superconducting phase, essentially two techniques were used. The first one is spectroscopy by using microwave irradiation on the gate. Due to the typical energy scale of the SCPT and the achievable microwave frequency in a cryogenics environment, those studies were limited to transitions between the first two energy levels. The second technique is transport spectroscopy : a bias voltage V_B is applied across the SCPT and the current is measured at different values of V_B and gate voltage V_G . This probes energy levels within eV_B of the ground state. However the measured current results from all the tunneling processes allowed at energy eV_B , leading to an interesting but complicated characteristic $I(V_B, V_G)$.

In this article we investigate a SCPT irradiated by high frequency (HF) photons generated by a Josephson junction. This allows us to work at frequencies much higher than usual spectroscopy experiments. We study how the average Josephson coupling of the SCPT is affected by HF irradiation. Because this technique permits to probe transitions involving only a single Cooper pair (CP) or a single quasiparticle (QP) it can give very direct infor-

mation on the high energy spectrum of the SCPT. In particular it allows to study in detail the tunneling of one QP to or from the island, i.e. the poisoning of the SCPT, an issue particularly relevant in the context of quantum computing with states involving only CP.

The device probed in this experiment is a SCPT (normal state resistance 48.5 k Ω) coupled capacitively to a small Josephson junction (estimated capacitance 1 fF, normal state resistance $R_T = 25$ k Ω). Both structures are made in aluminum (superconducting gap $\Delta=210$ μ eV) and embedded in an on-chip environment consisting in resistances (8 Pt wires, $R=750$ Ω , length=40 μ m, width=750 nm, thickness=15 nm) and capacitances (estimated value $C_C \approx 750$ fF, size : 23 \times 25 μ m², insulator : 65 nm of Al₂O₃) designed to provide a good high-frequency coupling between the two devices (Fig. 1A) [5, 6]. The sample is measured through filtered lines in a dilution refrigerator of base temperature 90 mK.

We first present transport measurements performed on the SCPT. On Fig. 1 the $I(V_B)$ characteristic for low voltage of the SCPT at two values of the gate voltage is shown. At both values, the SCPT does not show a perfect supercurrent but a dissipative Josephson branch which extends to finite voltages [7] and exhibits a finite slope dI/dV_B at low bias voltage. This feature is commonly seen in experiments on SCPTs [8, 9, 10] (and Josephson junction [11, 12, 13, 14]) when they are embedded in a dissipative environment, such as ours, chosen to provide a good HF coupling between the SCPT and the source junction. The effect of the environment is all the more important that the Josephson coupling is small. Hence the slope dI/dV_B of the Josephson branch is, for a given environment, a increasing function of the Josephson coupling. Hereafter we call supercurrent the highest value of the current on the Josephson branch. The supercurrent is $2e$ periodic, very small for $C_G V_G / e = 0$ (mod-

ulo 2) and maximum for $C_G V_G/e = 1$ (modulo 2). The change in the slope of the Josephson branch at low bias and $C_G V_G = e$ is attributed to Zener effect [15]. The $2e$ periodicity is expected from the gate dependence of the energy levels of the SCPT [4], which hamiltonian is :

$$H = \sum_n \left\{ E_C \left(n - \frac{C_G V_G}{e} \right)^2 |n\rangle\langle n| - \frac{E_J}{2} \cos\left(\frac{\delta}{2}\right) (|n\rangle\langle n+2| + |n+2\rangle\langle n|) \right\} + H_S \quad (1)$$

with $E_C = e^2/2C_\Sigma$ the charging energy (C_Σ is the total capacitance of the island), E_J the Josephson energy of each junction (supposed to be identical), δ the superconducting phase difference between the two superconducting reservoirs and $|n\rangle$ the state corresponding to n electrons on the island. The last term H_S describes a superconducting metal by the BCS theory and makes it energetically favorable to have an even number of electrons on the island. This is taken into account by an odd-even free energy difference, which value is close to Δ at low temperature [16]. The fundamental state of the system, if $\Delta > E_C$, consists only of paired electrons. At higher voltage V_B , tunneling of a Cooper pair together with QP (Josephson-QP peak) and tunneling of QP (QP step) are possible (inset of Fig. 1). The $I(V_B, V_G)$ curve of the SCPT yields its charging energy ($E_C = 65 \mu\text{eV}$) and the Josephson coupling of one junction ($E_J = 28 \mu\text{eV}$).

In this work we use a voltage biased SQUID constituted by two Josephson junctions in parallel, named hereafter the source, as a high frequency generator to irradiate the SCPT. When the SQUID bias V_S is non zero but below $2\Delta/e$, an alternative Cooper pair current related to the AC Josephson effect runs through the SQUID. This current writes $I(t) = I_C(\Phi) \sin(\omega_J t)$ with $\omega_J/2\pi = 2eV_S/h$ the Josephson frequency. The critical current $I_C(\Phi)$ is modulated by a magnetic flux Φ through the SQUID and its maximum value $\pi\Delta/(2eR_T)$ is determined by the source's normal state resistance R_T [17]. Consequently the source's voltage V_S controls the emitted frequency, whereas the critical current, and thus the emitted power, can be tuned by a magnetic flux. The microwave photons generated by the junction are coupled to the SCPT *via* the on-chip circuit. This technique has the advantage of a tunable frequency together with an efficient and nearly frequency independent coupling in the range 10-200 GHz. However the maximum power generated is very small (estimated value 17.5 fW) and the signal is not perfectly monochromatic due to the emission bandwidth of the AC Josephson effect [18], in particular in the dissipative environment of our setup. From another experiment [15] we estimate this bandwidth to be about or below 5 GHz.

In the following we study the effect of this irradiation, at maximum source power, on the Josephson branch of the SCPT. On Fig. 2A, upper panels, we show the mod-

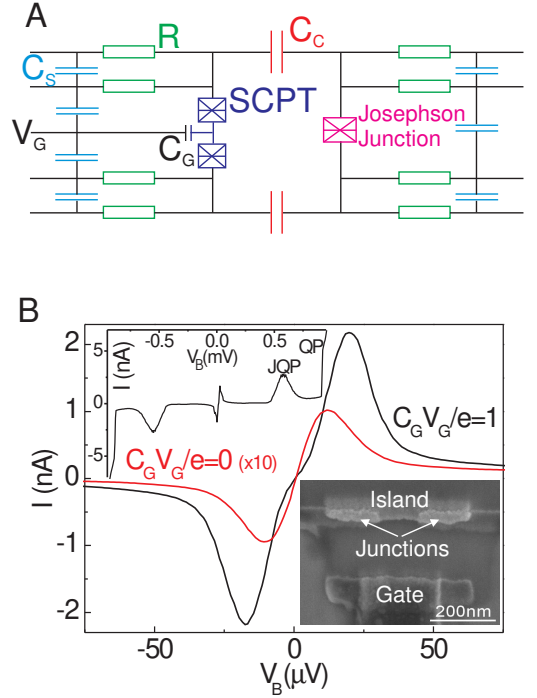


FIG. 1: A : Sketch of the SCPT coupled to a Josephson junction and the on-chip circuit ($R = 750 \Omega$, $C_C \approx 750 \text{ fF}$). B : Josephson branch of the SCPT at $C_G V_G/e = 1$ and $C_G V_G/e = 0$ (multiplied by 10). Upper inset : $I(V)$ characteristic of the SCPT at high bias showing the JQP peak and the QP tunneling. Lower inset : SEM picture of the SCPT.

ification of the Josephson branch at $C_G V_G/e = 1$ and $C_G V_G/e = 0$ for different source voltages V_S , i.e. different Josephson frequencies. For $C_G V_G/e = 0$, where the supercurrent is the smallest, HF irradiation at 145 GHz ($V_S = 300 \mu\text{V}$) leads to an increase of both the supercurrent and the slope dI/dV_B . For $C_G V_G/e = 1$, where the supercurrent is maximum, HF irradiation leads to a global *increase* of both the supercurrent and dI/dV_B at 68 GHz ($V_S = 140 \mu\text{V}$). It is noteworthy that, even though the supercurrent is maximum at the chosen gate value, it is possible to increase it by HF irradiation. At higher frequency (121 GHz, $V_S = 250 \mu\text{V}$), the Josephson branch of the SCPT is strongly reduced. The slope dI/dV_B of the Josephson branch and the supercurrent exhibit the same qualitative dependence versus irradiation. We relate the effect of HF irradiation to an induced change of the average Josephson energy of the SCPT.

More precisely we will name phase dependence the amplitude of the superconducting phase dependence of a given energy level : $\delta E_J = \max(E(\delta)) - \min(E(\delta))$. By analogy with the case of a single Josephson junction, this quantity can be seen as the Josephson energy of the energy level under consideration. If due to irradiation,

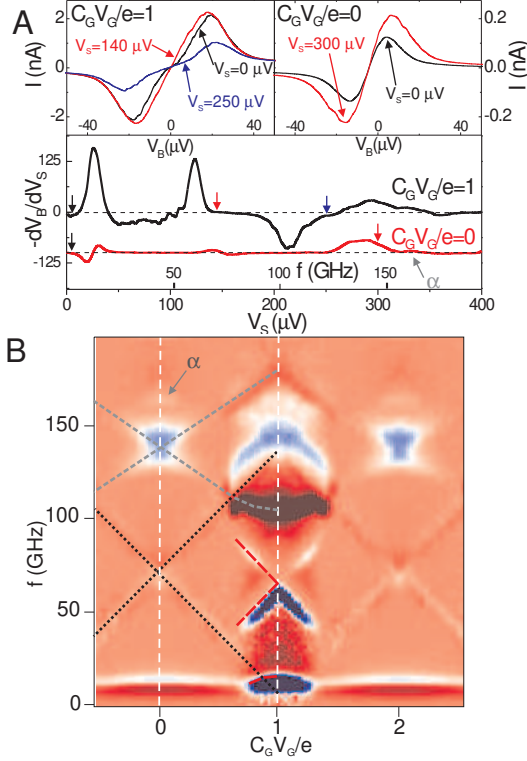


FIG. 2: A : Upper panels : Josephson branch of the SCPT at $C_G V_G/e = 1$ (left panel) and $C_G V_G/e = 0$ (right panel) and different voltage V_S of the source, i.e. different Josephson frequencies. Lower panel : derivative of the voltage across the SCPT when current biased at $I = 80$ pA versus V_S (see text) under HF irradiation for $C_G V_G/e = 1$ and $C_G V_G/e = 0$. The arrows correspond to voltage V_S shown in the upper panels. The curves are shifted for clarity, the dashed line indicates no signal. B : Variation of V_B in logarithmic scale at small current (see text) under HF irradiation and for different values of gate voltage. The two vertical dashed lines correspond to the curves shown on A, lower panel. The colored line on the left part are guides to the eye.

both the ground state of the SCPT, with a phase dependence δE_{Ji} , and an excited level, with a phase dependence δE_{Jf} , are populated with respective probability P_i and P_f the average phase dependence :

$$\delta E_J^{eff} = P_i \delta E_{Ji} + P_f \delta E_{Jf} \quad (2)$$

will determine the slope of the Josephson branch and the supercurrent detected in the experiment.

In the following we focus on the slope dI/dV_B of the Josephson branch, which is easier to measure, and is closely related to δE_J^{eff} [19], since, for a given electromagnetic environment, dI/dV_B is an increasing function of δE_J^{eff} . To measure the slope, the SCPT is current-biased with a small fixed DC current ($I = 80$ pA), and the voltage V_B across the SCPT is monitored. To increase sensitivity we modulate the source voltage V_S , and

detect with a lock-in technique the modulated voltage of the SCPT, which is proportional to dV_B/dV_S . We have checked that our results do not significantly depend on the value of current polarisation. Figure 2A, lower panel shows for $C_G V_G/e = 1$ a strong increase of δE_J^{eff} for frequencies around 25 GHz and 70 GHz, leading to a decrease of V_B versus V_S . This is followed by a reduction of δE_J^{eff} for frequencies above 100 GHz. For $C_G V_G/e = 0$, HF irradiation leads to a higher δE_J^{eff} for frequencies close to 70 GHz. Above 125 GHz δE_J^{eff} increases. Figure 2B shows the same data (dV_B/dV_S versus Josephson frequency) for V_G [20]. To understand the frequencies where δE_J^{eff} changes and the shape of the signal, we numerically solve the hamiltonian of the system, with the parameters deduced from the transport experiment. The even-odd asymmetry is taken into account by adding a free energy Δ to the energy of the odd charge states. This yields the energy levels of the SCPT as a function of V_G and superconducting phase δ . In Fig. 3A the levels are plotted as a function of V_G . We include the δ dependence through a width, which represents the phase dependence δE_J of the considered level. The absorption of a photon can induce transitions between levels, followed by the relaxation to the ground state, with two types of processes : i) the absorption of one photon of energy $\hbar\omega$ allows the transfer of one Cooper pair from or to the island (transition b and a of Fig. 3C at $C_G V_G/e = 0$), leading to a transition from the initial energy level E_i to the final energy level E_f , with $E_f - E_i = \hbar\omega$. The expected signal is then a peak (increase of δE_J^{eff}) or a dip (decrease of δE_J^{eff}). ii) processes which involve the transfer of one quasiparticle from the island (transition c and d of Fig. 3C at $C_G V_G/e = 0$). The energy balance is then $\hbar\omega \geq (E_f - E_i + \Delta)$ to allow the injection or extraction of a QP to the reservoirs (Fig. 3B). The expected signal is then step-like, and its derivative is a peak. With these basic rules we can deduce the frequencies at which a change in the slope of the Josephson branch, due to a transition to a level with a different phase dependence δE_J , is expected. Note that a transition between levels with the same phase dependence will lead to no signal. If the system is always in the lowest energy state, we get the black lines (involving transfer of CP) and gray lines (involving transfer of QP) of Fig. 3B. We see that we reproduce correctly the data except near $C_G V_G/e = 1$, where the sharpest features are not predicted. To do so we assume that, near $C_G V_G/e = 1$, the system can also be in the state with one QP on the island (state $|1\rangle$) and thus consider transitions starting from this state (transition a, b, e and f of Fig. 3C at $C_G V_G/e = 1$). The calculation then reproduces accurately the frequencies and qualitatively the phase dependence of energy levels induced by the Josephson coupling. The agreement for the phase dependence is only qualitative due to intrinsic bandwidth of emission of our HF source and/or widening

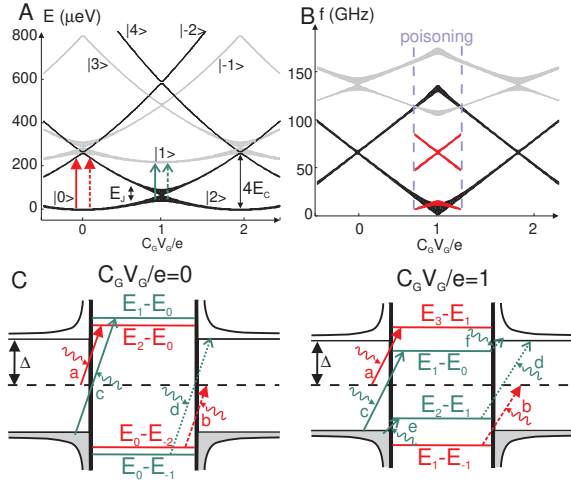


FIG. 3: A : Calculated spectrum of the SCPT with parameters $E_C = 65\mu V$ and $E_J = 28\mu V$. The colored arrows represent transitions induced by HF irradiation, which involve the transfer of a CP to the island (red arrow) or from the island (red dashed arrow), or the transfer of a QP to the island (green arrow) or from the island (green dashed arrow). B. Predicted gate dependence of the frequencies at which a change in the averaged phase dependence (see text) of the SCPT is expected, involving CP (black), QP (gray) tunneling or presence of an unpaired electron on the island (red). The "poisoning" area indicates the gate voltage for which the SCPT is poisoned. C : Sketch of the quasiparticle density of states in the contacts and the energy of charge states in the SCPT at two values of $C_G V_G/e$. The arrows illustrate the different photo-assisted tunneling processes possible in this system (see text).

introduced by the photo-assisted tunneling.

We find that the calculated spectrum of the SCPT is consistent with the data up to 200 GHz. Moreover our results indicate that despite the $2e$ periodicity versus gate of the Josephson branch, the SCPT is still affected by poisoning [21, 22, 23, 24], i.e. the presence of a QP on the island for $C_G V_G \approx e$. In our case the poisoning is revealed by HF irradiation and happens for $C_G V_G/e$ between 0.7 and 1.3. Because the phase dependence of state $|1\rangle$ at $C_G V_G/e = 1$ is very small, poisoning leads to a reduction of δE_J^{eff} . HF irradiation at proper frequencies allows a quicker escape of QP, leading to an increase of δE_J^{eff} . The presence of QP on the island is a common problem of SCPT, and more generally circuits based on small Josephson junctions. This can be a strong limitation for the coherence of these systems used as quantum bits. We show that irradiation at sufficiently high frequencies can accelerate the escape of these QP and thus reduce the effect of poisoning. We see on the contrary, that by choosing frequencies higher than 2Δ we can force poisoning of the system. In this regime the SCPT is extremely sensitive to photons and can have interesting bolometric application for high frequency photons detec-

tion [25].

This type of experiment gives the opportunity to access the dynamic of poisoning in the SCPT. We assume a quantum efficiency (number of electrons transfer on the SCPT for a given number of incident photons) for photon assisted tunneling similar to the one measured in another experiment with two Josephson junctions coupled capacitively in the same electromagnetic environment as the present sample [5]. We relate the measured change of supercurrent under irradiation to the probability for the system to be in an excited state with a QP on the SCPT (formula 2). This probability is directly related to the time spent by the QP on the SCPT. We thus deduce a QP lifetime of $0.5\mu s$ at $C_G V_G/e = 0$ under HF irradiation at 145 GHz (Fig. 2A, right upper panel) and $0.8\mu s$ at $C_G V_G/e = 1$ under HF irradiation at 121 GHz (Fig. 2A, left upper panel). Those values for photo-assisted poisoning are smaller than the one measured for regular poisoning [23, 24]. We relate this difference to the fact that we are dealing with a non-equilibrium situation due to HF irradiation.

In the previous calculation only transfer of one CP or one QP was considered. Actually the sequential tunneling of one QP and then one CP, followed by relaxation to the ground state is also possible. This may be the case at point α (Fig. 2B) where the frequency (160 GHz) is high enough to allow the tunneling of one QP on the island when absorbing a photon. The system undergoes a transition from state $|0\rangle$ to state $|1\rangle$. If, before this QP leaves the island, another photon is absorbed, the SCPT can go to the charge state $|3\rangle$, with a lower δE_J than $|1\rangle$, leading to a reduction of the averaged phase dependence, observed in the experiment. This effect exists if the flux of photons on the SCPT is high enough and indeed disappears at lower power (not shown).

In conclusion we have shown that by using a Josephson junction as a tunable high frequency generator and by coupling it capacitively to a SCPT we can do spectroscopy on this SCPT up to 200 GHz. Up to high energy the experimental spectrum of the SCPT is shown to be consistent with the calculated energy levels with only two parameters, the charging energy and the Josephson coupling. Moreover, thanks to the high-energy of photons involved in our experiment we can reveal and reduce the poisoning of the SCPT by HF irradiation. We also demonstrate that we can induce the transfer of quasiparticle onto the SCPT, i.e. induce poisoning, and investigate the dynamics of this non-equilibrium poisoning. Our experiment show that HF irradiation can lead not only to a decrease but also an increase of the average Josephson energy, and thus supercurrent.

We acknowledge fruitful discussions with S. Guéron.

-
- [1] T.A. Fulton *et al.*, Phys. Rev. Lett. **63**, 1307 (1989).
 - [2] John M. Martinis, Michel H. Devoret, and John Clarke, Phys. Rev. B **35**, 4682 (1987).
 - [3] P. Joyez *et al.*, Phys. Rev. Lett. **72**, 2458 (1994).
 - [4] P. Joyez, PhD thesis (1995).
 - [5] P.-M. Billangeon, F. Pierre, H. Bouchiat and R. Deblock, Phys. Rev. Lett. **96**, 136804 (2006).
 - [6] R. Deblock, E. Onac, L. Gurevich, and L.P. Kouwenhoven, Science **301**, 203 (2003).
 - [7] We observe the same behavior on the Josephson junction, which has the same electromagnetic environment as the SCPT.
 - [8] J.B. Kycia *et al.*, Phys. Rev. Lett. **87**, 017002 (2001).
 - [9] W. Lu, A.J. Rimberg and K.D. Maranowski, Appl. Phys. Lett. **81**, 4976 (2002).
 - [10] S.V. Lotkhov, S.A. Bogoslovsky, A.B. Zorin and J. Niemeyer, Phys. Rev. Lett. **91**, 197002 (2003).
 - [11] D.V. Averin, Yu.V. Nazarov and A.A. Odintsov, Physica B **165 & 166**, 945 (1990).
 - [12] L.S. Kuzmin *et al.*, Phys. Rev. Lett. **67**, 1161 (1991).
 - [13] G.-L. Ingold and Yu.V. Nazarov, in *Single Charge Tunneling*, edited by H. Grabert and M.H. Devoret (Plenum, New-York, 1992).
 - [14] G.-L. Ingold and H. Grabert, Phys. Rev. Lett. **83**, 3721 (1999).
 - [15] P.-M. Billangeon, F. Pierre, H. Bouchiat and R. Deblock, cond-mat/0609755.
 - [16] M.T. Tuominen, J.M. Hergenrother, T.S. Tighe and M. Tinkham, Phys. Rev. Lett. **69**, 1997 (1992).
 - [17] M. Tinkham, *Introduction to Superconductivity* (McGraw-Hill, Singapore, ed. 2, 1996).
 - [18] A. J. Dahm *et al.*, Phys. Rev. Lett. **22**, 1416 (1969).
 - [19] Note that our simple model does not take into account the interplay of irradiation effect and Zener effect around $C_G V_G / e = 1$.
 - [20] Note that the nearly gate independent feature seen at $V_S = 20 \mu\text{V}$ ($f=10$ GHz) is attributed to the change of impedance of the SCPT environment when the source is biased on the Josephson branch.
 - [21] J. Aumentado, M.K. Keller, J.M. Martinis and M.H. Devoret, Phys. Rev. Lett. **92**, 066802 (2004).
 - [22] J. Männik and J.E. Lukens, Phys. Rev. Lett. **92**, 057004 (2004).
 - [23] O. Naaman and J. Aumentado, Phys. Rev. B **73**, 172504 (2006).
 - [24] A. J. Ferguson, N. A. Court, F. E. Hudson, and R. G. Clark, Phys. Rev. Lett. **97**, 106603 (2006).
 - [25] J.M. Hergenrother, J.G. Lu, M.T. Tuominen, D.C. Ralph and M. Tinkham, Phys. Rev. B **51**, 9407 (1995); Physica B **203**, 327 (1994).