

# Electric and magnetic characterization of NbSe<sub>2</sub> single crystals: anisotropic superconducting fluctuations above $T_C$

F. Soto<sup>a</sup>, H. Berger<sup>b</sup>, L. Cabo<sup>a</sup>, C. Carballeira<sup>a</sup>, J. Mosqueira<sup>a,\*</sup>, D. Pavuna<sup>b</sup>, P. Toimil<sup>a</sup>, F. Vidal<sup>a</sup>

<sup>a</sup>*LBTS, Departamento de Física da Materia Condensada, Universidade de Santiago de Compostela, E-15782 Spain*

<sup>b</sup>*Department of Physics, Ecole Polytechnique Fédérale de Lausanne, CH-01015, Lausanne, Switzerland*

## Abstract

Electric and magnetic characterization of NbSe<sub>2</sub> single crystals is first presented in detail. Then, some preliminary measurements of the fluctuation-diamagnetism (FD) above the transition temperature  $T_C$  are presented. The moderate uniaxial anisotropy of this compound allowed us to observe the fluctuation effects for magnetic fields  $H$  applied in the two main crystallographic orientations. The superconducting parameters resulting from the characterization suggest that it is possible to do a reliable analysis of the FD in terms of the Ginzburg-Landau (GL) theory.

*Key words:* Fluctuations, Magnetic properties, Binary compounds  
*PACS:* 74.40.+k, 74.20.De, 74.25.Ha, 74.70.Ad

The anisotropy of the FD above  $T_C$  is still a relatively unexplored issue. The GL theory predicts that the fluctuation-induced magnetic susceptibility when  $H$  is parallel to the crystallographic  $ab$  planes is related to the one when  $H \perp ab$  through  $\Delta\chi_{\parallel} = \Delta\chi_{\perp}/\gamma^2$ , where  $\gamma$  is the anisotropy factor.[1] While most of low- $T_C$  superconductors are isotropic, the high  $T_C$ 's are so anisotropic that  $\Delta\chi_{\parallel}$  is practically unobservable (for the less anisotropic one, YBa<sub>2</sub>Cu<sub>3</sub>O<sub>7</sub> with  $\gamma \approx 10$ ,  $\Delta\chi_{\parallel} \approx 10^{-2}\Delta\chi_{\perp}$ ). The moderate anisotropy of NbSe<sub>2</sub> ( $\gamma \approx 3$ , and then  $\Delta\chi_{\parallel} \gtrsim 10^{-1}\Delta\chi_{\perp}$ ) makes this material an excellent test bed to explore anisotropy effects on the FD above  $T_C$ . Here we present a magnetic and electric characterization of NbSe<sub>2</sub> single crystals. The resulting superconducting parameters will allow a reliable analysis of the FD measured above  $T_C$ .

The NbSe<sub>2</sub> single crystals used in this work were synthesized by chemical transport method. The

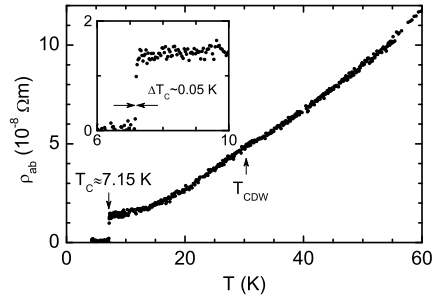


Fig. 1. Temperature dependence of the in-plane electrical resistivity. The kink at  $\sim 30$  K corresponds to a *charge-density wave* (CDW) transition.

transition temperature  $T_C = 7.15$  K was determined from the temperature dependence of the in-plane electrical resistivity  $\rho_{ab}$  (Fig. 1). This measurement was done in a  $2 \times 1 \times 0.067$  mm<sup>3</sup> single crystal cut from one of the crystals used in the magnetization measurements, by using a *van der Pauw* contacts configuration. The ratio  $\rho_{ab}(300 \text{ K})/\rho_{ab}(7.5 \text{ K}) =$

\* Corresponding author. e-mail: fmjesus@usc.es

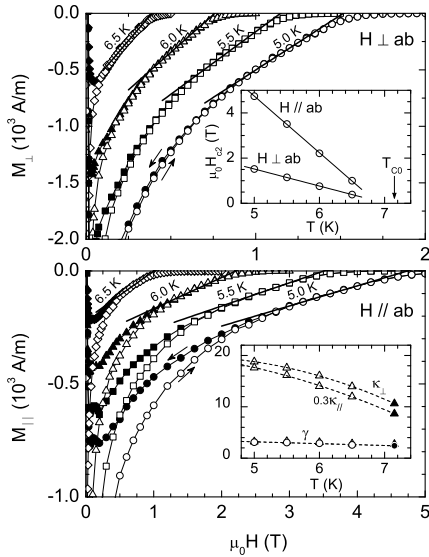


Fig. 2.  $M(H)$  isotherms below  $T_C$ . The fits of the Abrikosov theory for the mixed state (thick lines) leads to the  $H_{C2}^{\perp,\parallel}$ ,  $\kappa_{\perp,\parallel}$  and  $\gamma$  values presented in the insets.

43, is comparable to the ones found in the best crystals.[2] The in-plane mean free path  $\ell_{ab} \approx 1830 \text{ \AA}$  was obtained from the in-plane residual resistivity and from the carriers concentration,[3] by using a Drude-model relation. The resistivity anisotropy is found to be  $\rho_c/\rho_{ab} \sim 60$ , which leads to a mean free path in the  $c$  direction of  $\ell_c \approx 30 \text{ \AA}$ . The magnetization measurements were performed with a commercial (Quantum Design) SQUID magnetometer. In Fig. 2 we present  $M(H)$  measurements at different temperatures below  $T_C$  and with  $H \perp ab$  and  $H \parallel ab$ . The thick lines in this figure are the best fit to the data points of the high-field mixed state magnetization of anisotropic superconductors [3]:

$$M_{\perp,\parallel}(T, H) \approx [H - H_{C2}^{\perp,\parallel}(T)]/2\beta_A\kappa_{\perp,\parallel} \quad (1)$$

where  $H_{C2}^{\perp,\parallel}$  are the upper critical magnetic fields for  $H \perp ab$  and  $H \parallel ab$  respectively,  $\kappa_{\perp} = \lambda_{ab}/\xi_{ab}$  and  $\kappa_{\parallel} = \gamma\kappa_{\perp}$  are the corresponding GL parameters ( $\lambda_{ab}$  and  $\xi_{ab}$  are, respectively, the in-plane magnetic penetration and coherence lengths) and  $\beta_A \approx 1.16$ . The resulting  $H_{C2}^{\perp,\parallel}$  and  $\kappa_{\perp,\parallel}$  are presented in the insets of Fig. 2. As may be clearly seen, both upper critical fields are linear in  $T$  in the temperature range studied, and extrapolate to  $H_{C2}^{\perp}(0) \approx 5.3 \text{ T}$  and  $H_{C2}^{\parallel}(0) \approx 17.3 \text{ T}$ . By combining these values with the GL expressions  $\mu_0 H_{C2}^{\perp} = \phi_0/2\pi\xi_{ab}^2$  and  $\mu_0 H_{C2}^{\parallel} = \phi_0/2\pi\xi_{ab}\xi_c$ , we obtained  $\xi_{ab}(0) = 78.8 \text{ \AA}$

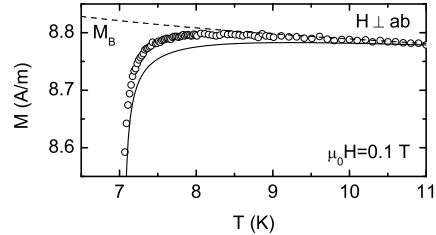


Fig. 3.  $M(T)$  curve above  $T_C$  for  $H \perp ab$ .  $M_B$  is the normal-state contribution, and the solid line is the prediction of the anisotropic 3D-GL theory.

and  $\xi_c(0) = 24.1 \text{ \AA}$ . The GL parameters extrapolate to  $\kappa_{\perp} \sim 11$  and respectively  $\kappa_{\parallel} \sim 29$  at  $T_C$ . The anisotropy factor as calculated from  $H_{C2}^{\parallel}/H_{C2}^{\perp}$  and from  $\kappa_{\parallel}/\kappa_{\perp}$  tends to  $\sim 2.4$  at  $T_C$ . The agreement of both  $\gamma$  determinations is an important consistency check of the procedure used to obtain the NbSe<sub>2</sub> superconducting parameters, which also agree with the values in the literature.[4]

A first example of the as-measured  $M(T)$  above  $T_C$  for  $H \perp ab$  is presented in Fig. 3. The dashed line is the normal-state contribution, which was obtained by fitting a Curie-like function well above  $T_C$  (for  $T > 1.5T_C$ ). The solid line is the prediction of the anisotropic 3D-GL theory under a total-energy cut-off (see, e.g., Ref. [5]) evaluated with the above superconducting parameters. As may be clearly seen, the theory overestimates the experimental FD by a factor of  $\sim 2$ , which cannot be explained by the background determination uncertainty. On the contrary, when  $H \parallel ab$  we found an excellent agreement between the theory and the experimental results. We suggest that these results may be explained in terms of the anisotropy of non-local electrodynamic effects on the FD. Also, the FD seems not to be appreciably affected by the CDW state appearing below  $\sim 35 \text{ K}$ .

Supported by MEC and FEDER funds (MAT2004-04364), and by Xunta de Galicia (PGIDIT04TMT 206002PR). HB and DP acknowledge support by the EPFL and the Swiss National Science Foundation, and LC by a MEC FPU grant.

## References

- [1] D.E. Prober et al., Phys. Rev. B 15 (1977) 5245.
- [2] H.N.S. Lee et al., J. App. Phys. 40 (1969) 602.
- [3] V.G. Kogan, J. Clem, Phys. Rev. B 24 (1981) 2497.
- [4] N. Toyota et al., J. Low. Temp. Phys. 25 (1976) 485.

[5] J. Mosqueira et al., Phys. Rev. B 65 (2002) 174522.