

# Quantum effects in the dynamical localization of Bose-Einstein condensates in optical lattices

Beata J. Dąbrowska-Wüster,<sup>1,2,\*</sup> Sebastian Wüster,<sup>1,3</sup>  
Ashton S. Bradley,<sup>1,4</sup> Matthew J. Davis,<sup>1,4</sup> and Elena A. Ostrovskaya<sup>1,2</sup>

<sup>1</sup>*Australian Research Council Centre of Excellence for Quantum-Atom Optics*

<sup>2</sup>*Nonlinear Physics Centre, Research School of Physical Sciences and Engineering,  
Australian National University, Canberra ACT 0200, Australia*

<sup>3</sup>*Department of Physics, Faculty of Science, Australian National University, Canberra ACT 0200, Australia*

<sup>4</sup>*School of Physical Sciences, University of Queensland, Brisbane QLD 4072, Australia*

We study quantum effects in the dynamics of a Bose-Einstein condensate loaded onto the edge of a Brillouin zone of a one-dimensional periodic potential created by an optical lattice. We show that quantum fluctuations trigger the dynamical instability of the Bloch states of the condensate and can lead to the generation of arrays of *matter-wave gap solitons*. Our approach also allows us to study the instability-induced anomalous heating of the condensate at the edge of the Brillouin zone and growth of the uncondensed atomic fraction. We demonstrate that there are regimes in which the heating effects do not suppress the formation of the localised states. We show that a phase imprinting technique can ensure the formation of gap soliton trains after short evolution times and at fixed positions.

PACS numbers: 03.75.Lm

## I. INTRODUCTION

Bose-Einstein condensates (BECs) loaded into optical lattices provide a unique opportunity for testing many of the fundamental concepts of solid state physics in a flexible and defect-free model system. However, one feature sets this system apart from any condensed matter system — the intrinsic nonlinearity of the BEC that is fundamentally due to elastic atomic scattering. The physics of the intricate interplay between the periodicity of the lattice and nonlinearity of coherent matter wave has recently been subject to numerous theoretical and experimental studies, see Refs. [1, 2] for an overview.

One of the most striking manifestations of this interplay observed so far is formation of bright atomic solitons in a condensate with *repulsive* nonlinear interactions [3]. This unique form of nonlinear localisation occurs within the *gaps* of the periodicity-induced band-gap spectrum of the matter Bloch waves, and is possible only due to anomalous diffraction properties that the matter waves acquire at the edges of the Brillouin zone due to the Bragg scattering on a periodic potential. The experimental observation of a localized excitation (gap soliton) required preparation of the condensate with a *small number of atoms* in the ground state of the one-dimensional lattice in the middle of the Brillouin zone. The BEC was then adiabatically driven to the band-edge in an accelerating lattice, followed by evolution at the band edge in the lattice moving with a constant velocity.

Employing a similar procedure, but with condensates containing a large number of atoms, Fallani *et al.* [4] observed another basic nonlinear effect — the dynamical

(modulational) instability of a Bloch wave evolving at the edge of a Brillouin zone in a moving lattice. The observed signatures of this instability were significant loss of atoms from the condensate and its spatial fragmentation. The loss of atoms is manifested in the “anomalous heating”, i.e. enhanced growth of the thermal or uncondensed fraction of atoms. On the other hand, theoretical studies of condensates with a large number of atoms at the edge of the Brillouin zone beyond the onset of the dynamical instabilities have shown that the instability-induced dynamics can also result in condensate localization and formation of a *train* of the localized gap soliton-like structures [5]. These studies were performed in the framework of the mean-field (Gross-Pitaevskii) model, and therefore the loss of atoms from the condensate and formation of a thermal cloud could not be captured by this analysis.

The purpose of this paper is to answer the question: *Can periodic condensate localization at the band edge still occur in the presence of anomalous heating?* To this end, we perform an analysis of the condensate non-adiabatically loaded into a moving optical lattice using the truncated Wigner method for BEC dynamics [6, 7, 8, 9, 10, 11, 12, 13] that incorporates some effects of quantum fluctuations, and allows the formation of a non-condensed fraction. Using this model we show that, in certain regimes of condensate dynamics, the anomalous heating of the condensate *does not prevent* its localization at the band edges. However, the quantum noise that triggers the instability will lead to different dynamics in every experiment. We analyse signatures of localisation both, in a single-trajectory realization of the quantum field, which is fairly similar to a “single-shot” experiment, and via ensemble averages.

---

\*Electronic address: bjd124@rsphysse.anu.edu.au

## II. FORMALISM

The second-quantized Hamiltonian for a Bose gas of interacting atoms in an external trapping potential is given by

$$\hat{H} = \int dx \hat{\Psi}^\dagger \hat{H}_0 \hat{\Psi} + \frac{U}{2} \int dx \hat{\Psi}^\dagger \hat{\Psi}^\dagger \hat{\Psi} \hat{\Psi}, \quad (1)$$

$$\hat{H}_0 = -\frac{\hbar^2}{2m} \nabla^2 + V(x, t),$$

where  $\hat{\Psi}(x)$  is the atomic field operator that annihilates a particle at position  $x$ ,  $m$  is the atomic mass and  $U = 4\pi\hbar^2 a_s/m$  is the interaction strength, where  $a_s$  is the  $s$ -wave scattering length. The trapping potential  $V(x, t)$  generally depends on both time and position. Given the Hamiltonian Eq. (1), the evolution of the system's density operator  $\hat{\rho}$  obeys the von-Neumann equation

$$\frac{d\hat{\rho}}{dt} = -\frac{i}{\hbar} [\hat{\rho}, \hat{H}]. \quad (2)$$

In general it is not possible to find analytic solutions for Eq. (2), and numerical methods must be used instead.

One manner in which to proceed is to use a phase-space method to represent the density operator by an expansion on a suitable basis, and then derive equations of motions for the phase space variables [6]. In principle the positive-P representation [14] and its extensions [15, 16, 17] are exact methods for quantum dynamics and have had several successes in simulating Bose gas systems. However, as these methods are stochastic in nature, in general they suffer from an exponentially increasing sampling error that can limit the useful simulation time.

In this paper we make use of another phase space technique known as the truncated Wigner approximation. This was used in the context of squeezing of solitons in optical fibres by Drummond and Carter [7], and was first applied to Bose gases by Steel *et al.* [8]. We proceed from the Wigner function  $W(\alpha(x), \alpha^*(x))$  for the system which is derived from the density operator  $\hat{\rho}(x)$  in the single mode case via the characteristic function [6]:

$$W(\alpha, \alpha^*) = \int e^{\beta^* \alpha - \beta \alpha^*} \text{Tr} \{ e^{\beta \hat{a}^\dagger - \beta^* \hat{a}} \hat{\rho} \} d^2 \beta. \quad (3)$$

The multimode functional generalization is straightforward, and it is possible to derive an evolution equation for  $W(\alpha(x), \alpha^*(x))$  in the form

$$\begin{aligned} \frac{\partial W(\alpha(x), \alpha^*(x))}{\partial t} = & \\ & -i \int_{-\infty}^{\infty} dx \frac{1}{\hbar} \left\{ \frac{\delta}{\delta \alpha(x)} \left[ \hat{H}_0 \alpha(x) - U |\alpha(x)|^2 \right] - c.c. \right. \\ & \left. + \frac{U}{4} \frac{\delta^3}{\delta \alpha(x)^2 \delta \alpha^*(x)} - c.c. \right\} W(\alpha(x), \alpha^*(x)). \end{aligned} \quad (4)$$

If the terms involving third order functional derivatives with respect to  $\alpha$  are omitted Eq. (4) takes the form of

a Fokker-Planck equation [6], which can then be solved with stochastic methods. This approach has become known as the *truncated Wigner approximation* (TWA). The omission of the higher order terms in Eq. (4) is justified when there are more particles than modes in a calculation and the simulated times are short [10, 12, 13, 18].

With the higher order derivatives neglected, the equation of motion for the stochastic wave function  $\alpha(x)$  that is equivalent to Eq. (4), has the same form as the usual Gross-Pitaevskii equation (GPE) [7, 8]:

$$i\hbar \frac{\partial \alpha(x)}{\partial t} = \left( -\frac{\hbar^2}{2m} \nabla^2 + V + U |\alpha(x)|^2 \right) \alpha(x). \quad (5)$$

The difference from the Gross-Pitaevskii theory arises in the stochastic initial conditions, where quantum fluctuations enter the description of the initial physical state.

In order to obtain quantum correlations of the atomic field  $\hat{\Psi}$ , Eq. (5) has to be solved for a large number of trajectories whose initial states  $\alpha(x, t=0)$  are assigned according to the Wigner distribution of the assumed quantum state of the BEC. In this paper we denote quantum ensemble operator averages by angle brackets e.g.  $\langle \hat{\Psi}^\dagger(x) \hat{\Psi}(x) \rangle$ , and averages over trajectories using overlines e.g.  $\overline{\alpha^*(x) \alpha(x)}$ . In the Wigner representation trajectory averages give symmetrically ordered operator averages [6], for example

$$\overline{\alpha^*(x, t) \alpha(x, t)} = \frac{1}{2} \langle \hat{\Psi}^\dagger(x, t) \hat{\Psi}(x, t) + \hat{\Psi}(x, t) \hat{\Psi}^\dagger(x, t) \rangle. \quad (6)$$

In our numerical implementation of the Wigner method, we extract the condensate density and total (condensed and thermal) atomic density by finding the mean-field

$$\psi_0(x) \equiv \langle \hat{\Psi}(x) \rangle = \langle \alpha(x) \rangle, \quad (7)$$

$$n_0(x) \equiv |\psi_0(x)|^2, \quad (8)$$

$$\begin{aligned} n_{\text{tot}}(x) &\equiv n_0(x) + n_{\text{therm}}(x) \\ &\equiv \langle \hat{\Psi}^\dagger(x) \hat{\Psi}(x) \rangle = \overline{\alpha^*(x) \alpha(x)} - \frac{1}{4h_x}, \end{aligned} \quad (9)$$

where  $h_x$  is the spacing of the computational grid [19]. The number of condensed or thermal atoms is therefore found as:

$$N_{\text{cond}} = \int n_0(x) dx, \quad (10)$$

$$N_{\text{therm}} = \int n_{\text{therm}}(x) dx.$$

## III. SIMULATION PARAMETERS FOR SOLITON FORMATION

We consider the quantum dynamics of a strongly anisotropic cigar-shaped BEC cloud loaded into a one-dimensional optical lattice. Provided that the condensate is tightly confined in the plane transverse to the

direction of the lattice, this problem can be considered to be effectively one-dimensional. The dimensionality of the equations of motion can be reduced by applying standard procedures [20], which results in the following 1D model:

$$i\frac{\partial\alpha(x)}{\partial t} = \left(-\frac{1}{2}\frac{\partial^2}{\partial x^2} + V_{\text{OL}}(x, t) + \gamma|\alpha(x)|^2\right)\alpha(x), \quad (11)$$

where  $\gamma$  is the rescaled one dimensional interaction strength  $\gamma = 2a_s/a_\perp$  and length, time and energy are expressed in units:  $a_\perp = (\hbar/m\omega_\perp)^{1/2}$ ,  $\omega_\perp^{-1}$  and  $\hbar\omega_\perp$  respectively. The confining potential of the time dependent optical lattice is defined as  $V_{\text{OL}}(x, t) = V_0 \sin^2(\pi x/d - vt)$ , where  $V_0$  is the depth,  $d = \lambda/2$  is the period and  $v$  is the velocity of the moving lattice due to non-zero frequency detuning between the lattice-forming laser beams.

Throughout this paper we give physical units of length and time that correspond to a condensate of  $^{87}\text{Rb}$  atoms with atomic mass  $m = 1.44 \times 10^{-25}\text{kg}$  confined with the transverse trapping frequency  $\omega_\perp = 2\pi \times 100\text{Hz}$ , which gives the unit length of  $a_\perp \approx 1.08 \mu\text{m}$ . We also set  $\pi/d = 1$  which corresponds to an inter-well lattice spacing of  $\sim 3.4 \mu\text{m}$ .

We investigate the dynamics of soliton formation by solving Eq. (11) using an adaptive Runge-Kutta-Fehlberg method within the high level programming language XMDS [21]. We perform reliable simulations of the one-dimensional condensate dynamics with 8192 grid points on an  $x$ -range of  $2\pi \times 512$  lattice sites. This corresponds to a grid spacing of 0.393, approximately three times smaller than the condensate healing length after the solitons are formed. For our stochastic simulations we typically use 1000 trajectories and have ascertained small sampling errors (less than 5%) in all ensemble averages.

### A. Initial state

Present experimental techniques used to demonstrate gap solitons in a 1D optical lattice [3] allow access to the first Bloch-wave gap from the top edge of the ground band, where the dispersion of the BEC wavepacket is negative but small. Therefore the strength of nonlinearity, proportional to  $\gamma|\alpha|^2$ , required to balance the dispersion and form a single soliton, is also small [3]. Hence in the experiment only very few ( $\sim 350$ ) atoms were confined in a single soliton. In numerical mean-field studies of a one dimensional system [22] and the formation of a single gap soliton near the band edge with  $\sim 100$  atoms was shown. This result was confirmed for BECs in the presence of low-energy excitations in the Bogoliubov approximation [23].

In our analysis of a condensate with a large number of atoms at the band edge we aim to simulate simultaneous generation of several gap solitons in a train, thus our initial BEC cloud contains a few thousands of atoms if the natural scattering length of  $^{87}\text{Rb}$  is used [5]. However,

the truncated Wigner method requires that we add a vacuum noise contribution of half a particle per mode [8]. For a typical effective computational grid size of 4096 points this gives 2048 virtual particles. To be confident of the validity of the truncated Wigner method for a reasonable period of time (such that the third order derivatives in the Fokker-Planck equation are relatively unimportant), we wish to simulate a moderately large number of particles so that the coherent dynamics is not overwhelmed by the quantum noise.

In order to enter a regime where the TWA can be successfully employed in our 1D simulations *and* soliton trains dynamically form, in addition to having a significant number of particles, neither the effective nonlinearity nor the virtual population from vacuum noise can be too large. Only the condition on the nonlinearity is physical, the others are purely practical constraints arising from the very fine grids required for the lattice and the limitations of the TWA. We have found that these requirements can be reasonably met by reducing the interatomic interaction coupling strength to  $\gamma = 10^{-4}$ , corresponding to the scattering length  $a_s = 5.4 \times 10^{-11}\text{m}$ , which could in principle be achieved via Feshbach resonances. We model the initial condensate wavefunction  $\psi_0(x)$  as the Gross-Pitaevskii ground state for 55204 atoms confined in a harmonic trap of frequency  $\omega_x = 4\pi \times 10^{-4}\text{Hz}$ , giving a Thomas-Fermi radius of about  $640 \mu\text{m}$ . The initial state of our simulations is found by solving Eq. (11) with the imaginary time propagation method in XMDS [21].

We model the initial state of the Bose gas as a coherent state, which is realized in the Wigner distribution by using the initial state [8]:

$$\alpha(x, t = 0) = \psi_0(x) + \frac{1}{\sqrt{2}}\eta(x), \quad (12)$$

where  $\psi_0(x)$  denotes the ground state of the condensate and  $\eta(x)$  is a vacuum noise constructed from Gaussian random variates that fulfill the conditions:  $\langle\eta(x)\eta(x')\rangle = 0$  and  $\langle\eta^*(x)\eta(x')\rangle = \delta(x - x')$ .

For the individual simulation trajectories the initial state is expressed as

$$\begin{aligned} \tilde{\alpha}(k, t = 0) &= \tilde{\psi}_0(k) + \frac{\theta_k}{\sqrt{2}}\eta(k), \\ \theta_k &\equiv \theta(|k| - K_{\text{max}}/2), \end{aligned} \quad (13)$$

where  $\tilde{\alpha}$  denotes the spatial Fourier transform of  $\alpha$ ,  $K_{\text{max}}$  is the maximum wave number representable on our numerical grid with 8192 points, and  $\theta(k)$  is a step function. We note that vacuum noise is only added to half of the momentum modes  $|k| \leq K_{\text{max}}/2$ . In our numerical simulations we ensure that significant contributions to the condensate evolution arises only from modes with  $|k| \leq K_{\text{max}}/2$ , as modes with  $|k| > K_{\text{max}}/2$  are potentially affected by aliasing effects due to the finite extent of the grid. This procedure allows us to avoid the necessity of introducing a projection method for the nonlinear

term into our numerical algorithm, e.g. see [24, 25], and references within. We have ensured in our calculations that initially empty high-momentum modes never have more than one tenth of the population of any other mode so that this method is justified.

### B. Loading the condensate onto the edge of the Brillouin zone

In the mean-field approach, stationary states of a BEC are described by solutions of the classical Gross-Pitaevskii equation formally identical to Eq. (11), which take the form

$$\psi_0(x, t) = \psi(x) \exp(-i\mu t),$$

where  $\mu$  is the chemical potential. Stationary states of the non-interacting BEC loaded into a periodic potential can be expressed as  $\psi(x) = \phi_q(x) \exp(ikx)$ , where the wave number  $k$ , which in the lattice rest-frame is equivalent to quasimomentum  $q$ , belongs to the first Brillouin zone (BZ) of the 1D lattice, and  $\phi_q(x) = \phi_q(x + d)$  is a periodic (Bloch) function with the periodicity of the lattice. The spectrum  $\mu(q)$  of matter-waves in an optical lattice is characterised by a well-known band-gap diagram as shown in Fig. 1(a). Due to its periodicity in  $q$  the spectrum can be reduced to the first BZ which (in our units) extends over  $-1 \leq q \leq 1$ .

In order to access the regime of negative effective dispersion the condensate needs to be prepared at the edge of the first Brillouin zone indicated by point (2) in Fig. 1(a). In our numerical simulations we implement the nonadiabatic loading technique proposed and experimentally demonstrated by Mellish *et al.* [26]. This method relies on the assumption that only the lowest energy eigenstates of the lattice are involved in the loading process.

In the plane wave approximation the  $q = 0$  and  $q = 1$  eigenstates in the rest frame of the lattice are:  $\phi_{q=0}(x) = (e^{-ikx} + e^{ikx})/\sqrt{2}$  and  $\phi_{q=1}(x) = (e^{-ikx} - e^{ikx})e^{i\omega_R t}/\sqrt{2}$ , where  $\omega_R$  is the Rabi frequency proportional to the energy difference between the states,  $\phi_{q=0}(x)$  is a state from the lower edge of the band (point (1) in Fig. 1(a)) and  $\phi_{q=1}(x)$  from the upper edge (point (2) in Fig. 1(a)). If a homogeneous condensate is suddenly loaded into an optical lattice moving with a positive velocity,  $v > 0$ , it can initially be represented in the lattice rest-frame as a superposition of lattice eigenstates with different energies:  $\psi_0(x) = e^{-ikx} = (\phi_{q=0}(x) + \phi_{q=1}(x))/\sqrt{2}$ , and therefore will undergo Rabi oscillations between the  $e^{ikx}$  and  $e^{-ikx}$  momentum states. After the loading, the condensate can be transferred to the  $\phi_{q=1}$  state with a sudden phase shift by  $\theta = -\pi/2$  of the lattice potential,  $V_{OL}(x) = \frac{V_0}{2} [1 - \cos(\pi x/d - 2vt + \theta)]$ , applied at the time  $t_\theta = 3\pi/(2\omega_R) \simeq 4.7$  (7.48ms). The applied lattice displacement is equivalent to shifting the plane wave states by  $\theta/2$  [26].

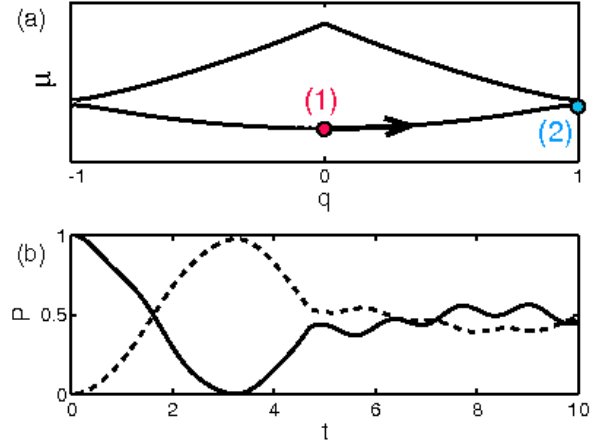


FIG. 1: (a) Schematics of the location (in momentum space) of the condensate wave packet relative to the lattice band-gap structure. Points (1) and (2) correspond to the modulationally stable and unstable Bloch states. (b) Rabi oscillations of the relative population of two  $k = -1$  (solid line) and  $k = +1$  (dashed line) momentum components of a BEC nonadiabatically loaded into an optical lattice with the height  $V_0 = 2$  moving with the velocity  $v = 1$ , shown in the lattice rest-frame. The oscillations are halted by a sudden shift of the optical lattice by  $\theta = -\pi/2$  applied at time  $t_\theta \simeq 4.7$  (7.48ms), see text.

This reasoning can be extended to the the case of an inhomogeneous initial state of the BEC. As a result the Rabi oscillations are arrested as shown in Fig. 1(b). The initial state in our simulations is suddenly released from the harmonic confinement into a periodic potential. After the nonadiabatic loading into an optical lattice with the height  $V_0 = 2$ , moving with the velocity  $v = 1$ , the condensate undergoes Rabi oscillations, see Fig. 1(b). Following the  $\theta = -\pi/2$  phase shift applied to the lattice, the disruption of the oscillations in momentum space indicates the completion of the transfer of the condensate to the  $q = 1$  momentum state, see Fig. 1(b). Afterwards, the condensate is evolved for a variable time in the potential of the lattice moving with a velocity  $v = 1$  corresponding to the Brillouin zone edge.

## IV. FORMATION OF GAP SOLITON TRAINS

### A. Localization signatures in the BEC density

Within a relatively short time interval, the dynamical instability at the edge of the Brillouin zone starts to dominate the dynamics of the matter-wave and eventually leads to condensate localization in the form of arrays of bright (gap) solitons. The development of the solitons from the bulk density is a complex process that progresses over an extended period of time. Similarly to the mean-field approach [5], we find the development of



localised soliton-like structures in the condensate density within the single trajectory TWA. As the creation of gap solitons requires relatively low nonlinearities, we take an initial wave packet with peak density 70 ( $5.6 \times 10^{19} \text{m}^{-3}$ ).

For the conditions chosen in our simulations, at the time corresponding to 373.3 time units (594.13ms) of evolution at the BZ edge, several structures with the characteristic beating pattern of gap solitons emerge in the central part of the cloud. The number of solitons developed depends on the number of atoms in the initial BEC cloud and on the stochastic initial conditions. For the parameters chosen in our single-trajectory simulations, the soliton train contains initially seven soliton-like peaks, see Fig. 2(a). Five solitons in a sequence are separated by a high density region from two other solitonic structures. The high-density background encompassed by the train together with another situated to the right of the train do give rise to further localised structures emerging at later evolution times. The solitons are clearly seen in the density profile  $|\alpha(x)|^2$  as shown in Fig. 2(b), and become most pronounced around the time  $t = 511$  (813.28ms). A single soliton from the train extends over 5 – 7 lattice wells. The centres of two neighbouring solitons in the train are separated by  $\sim 12$  lattice periods. An average soliton contains about  $2.5 \times 10^3$  atoms.

The atoms remaining in the background accumulate in the vicinity of the soliton array and exhibit irregular modulations of density, see Fig. 2(a). A small fraction of remaining atoms is scattered in the direction opposite to the movement of the lattice.

Once formed the solitonic structures are stable for a long time of the simulated condensate dynamics. In the timespan of our simulations performed for as long as 700 time units (1.11s), up to 14 localized soliton-like structures form. However at longer evolution times it becomes more difficult to clearly distinguish localised structures from the background density as some of the solitons are characterised by very small amplitudes. The solitons develop “tails” which overlap with the background density.

The single-trajectory simulations described above are useful because they provide an indication of the signatures of the localization that may be seen in a “single-shot” realization of an experiment [12, 13]. However, in order to determine populations of condensed and uncondensed atomic fractions, the stochastic formalism requires averaging over many trajectories. Due to the uncertainties in the position of localized peaks introduced by the noise, the averaging of the stochastic wave function over the ensemble does eventually lead to the disappearance of the localized structures in the density  $\alpha^*(x)\alpha(x)$ . Since we are interested in the enhanced thermalisation of atoms that may accompany gap soliton train formation, we need to find another signature of the condensate localization that survives in the quantum ensemble average.

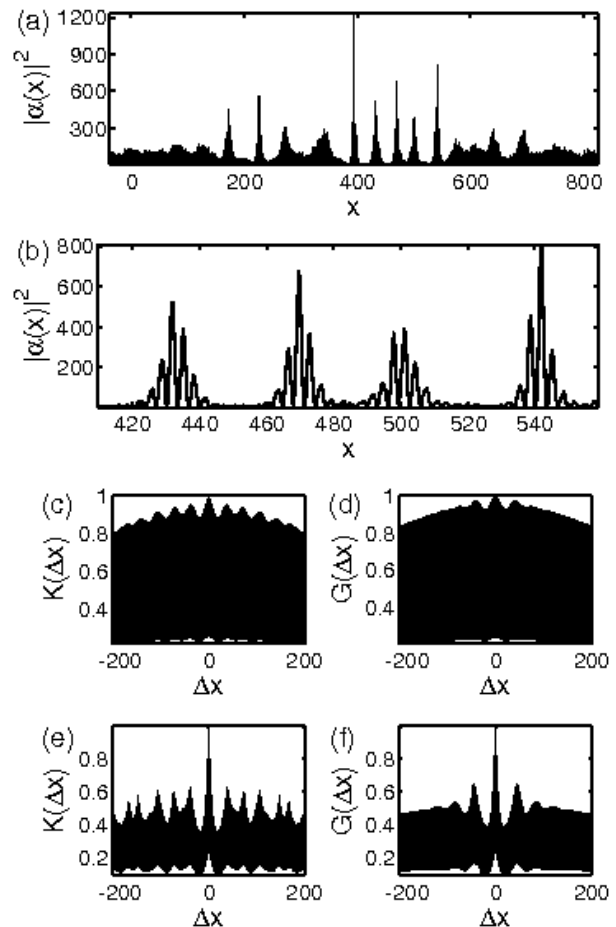


FIG. 2: (a) Density  $|\alpha(x)|^2$  and (b) close-up of the localized structures in position space for a single realisation of the atom field. (c-f) First order density correlations in position space, see Eqs.(15,14): (c,e) Single trajectory correlation function  $K(\Delta x)$  and (d,f) integrated second order correlation function of the atom field averaged over 1000 trajectories  $G(\Delta x)$ . Snapshots (c,d) are taken at the time  $t = 266$  (423.35ms). Snapshots (a,b,e,f) are taken at the time  $t = 406$  (646.17ms), after  $t = 401.3$  (638.69ms) of evolution at the BZ edge.

## B. Density correlations

A form of observable that can provide information about localization are density correlation functions. We define the integrated second order correlation function as

$$G(\Delta x) = \int_{-\infty}^{\infty} dx \langle \hat{\Psi}^\dagger(x) \hat{\Psi}^\dagger(x + \Delta x) \hat{\Psi}(x) \hat{\Psi}(x + \Delta x) \rangle. \quad (14)$$

Since we are in the classical field regime and can with some validity interpret individual trajectories as corresponding to individual experiments, we can also define

the single trajectory correlation

$$K(\Delta x) = \int_{-\infty}^{\infty} dx |\alpha(x + \Delta x)|^2 |\alpha(x)|^2, \quad (15)$$

which fails to rigorously account for the vacuum occupations. However, as these are random and small we expect coherent features to dominate.

In Fig. 2(e) we show the shape of the correlation function for a single trajectory, at the time after the gap soliton train has developed. The second order density correlation functions  $K(\Delta x)$  and  $G(\Delta x)$  have been normalised such that their peak densities are equal to one. They also exhibit very fast oscillations that are not resolved on the spatial scale of the figure.

The correlation function  $K(\Delta x)$  in Fig. 2(e) has a characteristic central peak which develops only after the soliton array has formed. The half-width of the central peak is about the width of a single gap soliton (roughly  $\Delta x \sim 5$  lattice periods). The development of the central peak is accompanied by the overall decay of the density correlations at larger  $\Delta x$ . Moreover, we observe clear regular collapses and revivals of the correlations represented by the sequence of maxima and minima in the envelope of  $K(\Delta x)$ , as seen in Fig. 2(e). The position of the first revival ( $|\Delta x| \sim 38$ ) coincides with the average separation distance between two neighbouring gap solitons in the train.

The point we stress here is that the characteristic signatures of the soliton train captured by the second order correlation function  $K(\Delta x)$  are also present in the ensemble averaging, as seen in Fig. 2(f). Although the exact position of the solitons in every “single-shot” realisation of the atom field is uncertain due to the quantum fluctuations, matter-wave localization occurs every time, because quantum noise always triggers dynamical instability. The localization manifests itself in formation of soliton-like structures in the density  $|\alpha(x)|^2$ . The main advantage of the density correlation function is that it captures the average size of these localized structures (and spacing between them) instead of the exact location of the solitons. Hence the density correlations are less sensitive to soliton position fluctuations between different trajectories than the averaged density.

Similarly to the single trajectory correlation function,  $G(\Delta x)$  also acquires the characteristic peak values when the localization occurs and the probability of finding two atoms separated by a certain distance in the lattice is the highest. This happens either when  $\Delta x$  is equal to zero or to the separation distance between centres of neighbouring solitons ( $\Delta x \approx 38$ ). Between the central and a neighbouring maximum of  $G(\Delta x)$ , a local minimum of the correlation function at  $|\Delta x| \sim 18$ , which correspond to “dips” of the matter-wave density between two neighbouring solitons, can be seen in Fig. 2(f).

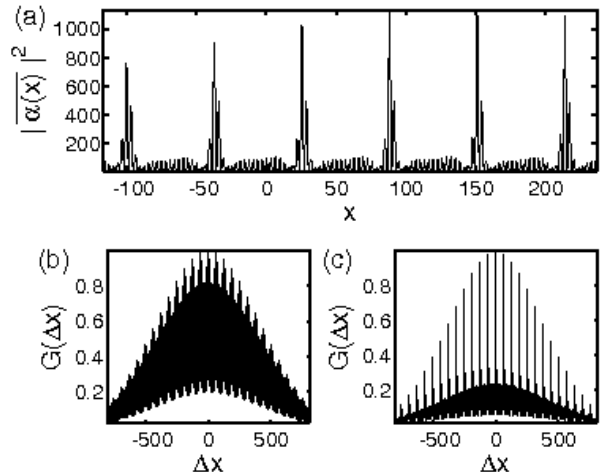


FIG. 3: (a) Density profile  $\overline{\alpha^*(x)\alpha(x)}$  and (b,c) second order correlation functions  $G(\Delta x)$ , averaged over 1000 trajectories, for the case of initial phase imprinting. Snapshots (a,c) are taken at  $t = 119$  (189.39ms), which is after  $t = 114.3$  (181.91ms) of evolution at the BZ edge. Snapshot of the correlation function before the gap soliton train develops (b) is taken at  $t = 56$  (89.13ms).

## V. PHASE IMPRINTING

If the dynamical instability is seeded only by the quantum noise of the initial state, like in Eq. (12), the positions of the localised structures at each realization of the experiment would be random. If one would like to generate and manipulate the emerging solitons in a controlled fashion, it would be helpful to accurately forecast their position. This can be done by the imprinting of a periodic phase onto the initial BEC cloud *before* the condensate is loaded into a moving lattice. In this section, we will show that the merits of the periodic imprinting of an initial phase onto the condensate are two-fold. First, we show that the phase-imprinting leads to periodic density modulations of the condensate which facilitates the development of modulational (dynamical) instability and significantly reduces the time scale of the soliton train formation. Secondly, seeding of the periodic phase (density) modulations leads to the development of solitons at *fixed locations*.

The phase imprinting techniques, well developed for BECs [27, 28], were also used to place low-atom number condensates at the edge of the first Brillouin zone [23]. They result in an engineered spatially dependent phase factor  $\exp(i\phi(x))$  of the BEC cloud. Here we analyse the signatures of the localization observables if the phase of the initial BEC is regularly modulated as  $\phi(x) = \cos(\delta \cdot x)$ , where we take  $\delta = 0.1$  for the results we plot. Our simulation sequence is as follows: First, the initial state in the harmonic trap is obtained for the same parameters as previously. Next, the periodic modulation of the phase is imprinted onto the BEC cloud. Then, similarly to the

previously described scheme, the real time evolution begins, and the condensate is nonadiabatically loaded into the moving optical lattice at the Brillouin zone edge. Finally, the condensate is left to evolve in the moving lattice for a variable time up to  $t = 700$  (1.11s), which is equivalent to  $t = 695.3$  (1.1s) of evolution at the BZ edge.

As a result of the phase imprinting, strong density modulations as well as striking regularities within the correlation function develop at very early stages of the evolution. Periodic density modulation usually attributed to triggering modulational (dynamical) instabilities can be clearly seen already at the time  $t = 14$  (22.28ms). Because of these, the process of the gap soliton array formation is greatly accelerated. The solitons can be clearly visible in a single-trajectory simulation after only  $t = 93.3$  (148.49ms) of evolution at the BZ edge. There is also a larger number of solitons in a train (initially there are as many as 18 localised structures). The number of emerging solitons and their separation does not depend on the period of phase modulation  $\delta$  as long as the wavelength  $\lambda = 2\pi/\delta$  corresponding to the phase perturbation is larger than the characteristic scale for gap solitons (soliton width).

The soliton-like structures are stable up to  $t = 175$  (278.52ms). Around  $t \simeq 200$  their dynamics become more complicated and due to their interactions the number of solitons in the array changes [29]. At even longer evolution times it becomes more difficult to clearly identify localised structures from the background, however about 14 soliton-like structures survive until the end of “single-shot” simulations corresponding to 1.1s.

Most remarkably, the formation of the solitons at fixed positions manifests itself in the visibility of the soliton train in the condensate density profile even *after* ensemble averaging as shown in Fig. 3(a). The robustness of the position of the matter-wave localisation achieved with the aid of phase imprinting reveals itself not only in the fact that the solitons survive in the quantum ensemble average, but also in the much more pronounced periodic structure of the second order correlation function, as shown in Fig. 3(c) for the case of 1000 trajectories. Clear periodic revival of the second order (density) correlations can be seen.

## VI. COMPARISON WITH THE GROSS-PITAEVSKII MODEL

It has been shown [5] that the nonlinear localisation of matter-waves due to dynamical instability at the edge of the first Brillouin zone and the development of gap soliton trains is a nonlinear effect which can be described by the Gross-Pitaevskii model, i.e. Eq. (5) without the addition of noise to the initial state. Those studies were performed for a condensate *adiabatically* loaded onto the edge of the first Brillouin zone, therefore the modelled dynamics was extended over a long period of time. Nonetheless even a comparison of our stochastic simu-

lations with the mean-field evolution within the much faster scheme of *nonadiabatic* loading shows, that for the same parameters the localization arises about four times earlier in the quantum theory. We note that if initial phase imprinting is used, it governs the time-scale for the instability and in this scenario the train appears at similar times with and without the quantum noise. We stress, that the results presented here are more accurate than simulations of the Gross-Pitaevskii equation, which rely on the exponential growth of numerical inaccuracies to show the physical effects that we have demonstrated to be in fact seeded by irreducible quantum noise.

## VII. VALIDITY OF SIMULATIONS

Unfortunately it is difficult to estimate the simulation time for which the truncated Wigner approximation is valid and the numerical results are quantitatively reliable. However, for the parameters we have chosen the requirement of modeling significantly more particles (55000) than effective modes (4096) is fulfilled. These numbers put our calculations into the *classical field regime*, where the quantum noise is effectively a seed for more complicated, chaotic dynamics arising from the dynamical instability [11]. These result in heating and a non-zero temperature final state, which can not be treated by the mean-field model, see section VIII. Once begun, the dynamics are dominated by nonlinear interactions between highly occupied modes so that even if our method gives results that are quantitatively inaccurate beyond a certain time, there will be a much longer time-scale for which they are qualitatively correct. We certainly expect that the formation of soliton trains that we have demonstrated will persist in any experiment that can be performed given our initial starting point.

## VIII. ANOMALOUS HEATING

As described earlier, in addition to gap soliton train formation a condensate evolving at the edge of the first BZ exhibits enhanced loss of atoms [4, 30]. Previously [4, 30, 31], the onset of the dynamical instability of the Bloch state at the BZ edge was conclusively linked to the growth of the thermal fraction. We stress, that anomalous heating can also be observed for condensates with quasimomenta far from the BZ edge [30], however, this process is triggered by the energetic (Landau) instabilities that are initiated by the presence of a finite thermal component [30] and facilitate decay of the condensate into the lowest energy state. In contrast, in our simulations the initial state is prepared as a pure coherent state BEC.

For the parameter regime used in our simulations, the formation of gap soliton trains is accompanied by the enhanced thermalisation of atoms in the cloud. In Fig. 4 we present the transfer of atoms from the condensed to

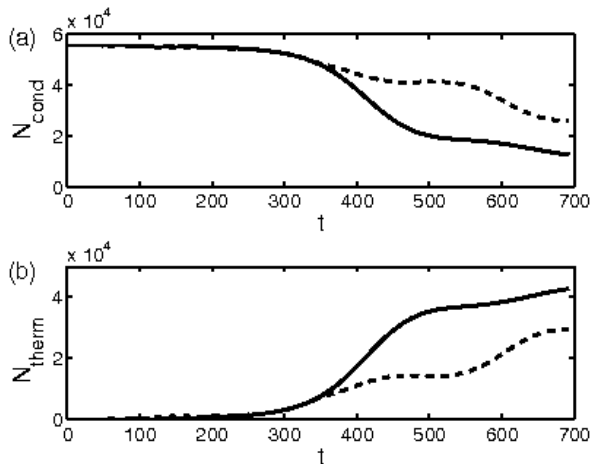


FIG. 4: Loss of BEC atoms (a) and growth of the thermal fraction (b) during  $t = 4.7$  (7.48ms) of nonadiabatic loading followed by  $t = 695.3$  (1.1s) of the evolution at the BZ edge. Shown are numbers of condensed and uncondensed atoms during the evolution without (solid lines) and with (dashed lines) the initial phase imprinting.

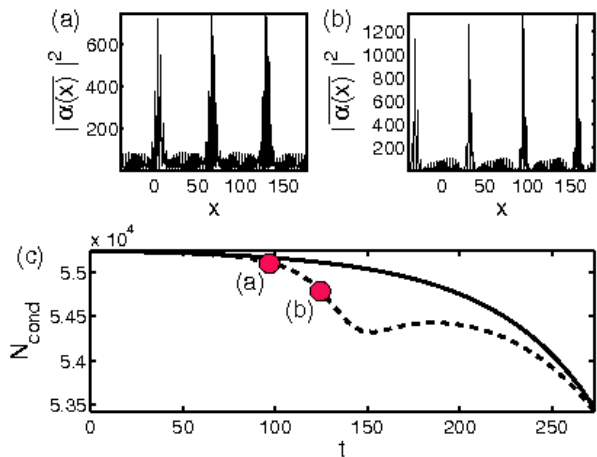


FIG. 5: (a,b) Close-ups of averaged density profiles  $\alpha^*(x)\alpha(x)$  for the scheme with addition of the phase imprinting. Shown are snapshots from two different time samples indicated by matching red circles in (c). BEC profiles correspond to: (a)  $t = 98$  (155.97ms) or 93.3 (148.49ms) of the evolution at the BZ edge, and (b)  $t = 126$  (200.54ms) or  $t = 121.3$  (193.05ms) of the evolution at the BZ edge. (c) Same as in Fig. 4 but for shorter evolution time, up to  $t = 300$  (477.46ms).

the uncondensed fraction of the Bose gas during the time evolution within our scheme. Also shown is the thermalisation for the case of phase imprinting applied initially onto  $\alpha(x)$  for every trajectory, see Fig. 4 and Fig. 5.

The phase modulation results in a smaller loss of atoms from the condensate at the long time scales of our simulations, see Fig. 4. However initially at the times when

solitons form  $t \sim 120$ , it leads to an increased rate of atom loss, see Fig. 5, which is consistent with the observation that the phase modulation accelerates the dynamical instability. It can be seen in Fig. 5, that when the excitations of the condensate increase, in the case with initial phase modulations, the bulk density collapses and localisation commences. In Fig. 5(b), showing the time sample corresponding to  $t = 126$  (200.54ms), the development of the soliton arrays can be clearly seen even in the averaged density profile.

## IX. PARAMETER REGIMES FOR THE LOCALISATION

Furthermore, we have investigated the localisation in different parameter regimes. To this end we have monitored the condensate dynamics for higher interaction strengths: with coupling  $\gamma$  increased to  $s\gamma$ , keeping all other parameters fixed. This reduces the peak-density at  $t = 0$  by a factor of  $s$  ( $|\psi_0(t = 0, x)|^2 = \mu s^{-1} \gamma^{-1}$ ). We found that for  $s = 10$  we do still observe the localisation of the matter-wave but due to the amount of noise present the pattern is much less regular than in the case presented in Fig. 2. We suspect this parameter regime to be the borderline of the applicability of the Wigner method. We draw such a conclusion from probing the BEC dynamics for  $s = 100$ . In this situation we observe that any signatures of the localisation are overwhelmed by the noise.

In addition, we have investigated the dynamics with  $m$  times higher nonlinearities but fixed densities: The coupling strength  $\gamma$  and the chemical potential  $\mu$  were increased by a factor of  $m$  and adequately the trapping frequency of the HO was increased by  $\sqrt{m}$ , setting the Thomas-Fermi radius constant. In the case when  $m = 10$  our single-trajectory simulations do show a fragmentation of the matter-wave: We observe the development of high density spikes which we attribute to the anomalous heating effect in the “single-shot” realisation. Indeed in the quantum ensemble average the heating becomes more dominant. It shows a much greater amount of thermalisation at early stages of the evolution ( $t \ll 100$ ). However, in the case  $m = 100$  thermalisation is so intensive, that no mark of fragmentation of the matter-wave is visible in a single-trajectory simulation.

For  $m = 10$  the localisation signatures in the correlation functions ( $K(\Delta x)$  and  $G(\Delta x)$ ) become very weak but the minima in the envelope are preserved. On the other hand for  $m = 100$  all the signatures completely disappear.

## X. CONCLUSIONS

Within the phase-space truncated Wigner method we have investigated the dynamics of matter-waves in a moving lattice beyond the onset of dynamical instability. We



have demonstrated localisation of an atomic field within the single and multitrajectory treatment of the TWA. We have shown that a train of strongly localised matter-wave gap solitons can be generated as a result of dynamical instability of a BEC nonadiabatically loaded into a moving optical lattice. These instabilities are triggered by quantum noise. The localization happens despite the increased thermalisation of the condensate at the edge of the Brillouin zone.

We proposed the acceleration of gap soliton array formation from moderate-size atomic clouds at the edge of the band by a phase imprinting technique. In addition we have demonstrated that the initial phase imprinting onto the BEC cloud leads to the localisation of matter-waves at fixed positions. This method ensures the formation of

spatially regular soliton trains at short evolution times. Density-density correlation functions are shown to display clear signatures of the condensate localization.

### Acknowledgments

BJDW and SW are grateful for very kind hospitality of the Quantum Atom optics theory group at the University of Queensland. This research was supported by the Australian Research Council (ARC) and by a grant under the Supercomputer Time Allocation Scheme of the National Facility of the Australian Partnership for Advanced Computing [32].

- 
- [1] O. Morsch and M. Oberthaler, *Rev. Mod. Phys.* **78**, 179 (2006)
  - [2] M. Lewenstein, A. Sanpera, V. Ahufinger, B. Damski, A. S. De, U. Sen, <http://arXiv.org/abs/cond-mat/0606771> (2006)
  - [3] B. Eiermann, T. Anker, M. Albiez, M. Taglieber, P. Treutlein, K. P. Marzlin, and M. K. Oberthaler, *Phys. Rev. Lett.* **92**, 230401 (2004).
  - [4] L. Fallani, L. De Sarlo, J.E. Lye, M. Modugno, R. Saers, C. Fort, and M. Inguscio, *Phys. Rev. Lett.* **93**, 140406 (2004).
  - [5] B. J. Dąbrowska, E. A. Ostrovskaya, and Y. S. Kivshar, *Phys. Rev. A* **73**, 033603 (2006).
  - [6] C. W. Gardiner and P. Zoller, *Quantum Noise*, 3rd ed. (Springer-Verlag, Berlin Heidelberg, 2004).
  - [7] P. D. Drummond and S. J. Carter, *J. Opt. Soc. Am. B* **4**, 1565 (1987).
  - [8] M. J. Steel, M. K. Olsen, L. I. Plimak, P. D. Drummond, S. M. Tan, M. J. Collett, D. F. Walls, and R. Graham, *et al.*, *Phys. Rev. A* **58**, 4824 (1998).
  - [9] A. Sinatra, C. Lobo, and Y. Castin, *Phys. Rev. Lett.* **87**, 210404 (2001).
  - [10] A. Sinatra, C. Lobo, and Y. Castin, *J. Phys. B* **35**, 3599 (2002).
  - [11] C. Lobo, A. Sinatra and Y. Castin, *Phys. Rev. Lett.* **92**, 020403 (2003).
  - [12] A. A. Norrie, R. J. Ballagh and C. W. Gardiner, *Phys. Rev. Lett.* **94**, 040401 (2005).
  - [13] A. A. Norrie, R. J. Ballagh and C. W. Gardiner, *Phys. Rev. A* **73**, 043617 (2006).
  - [14] P. D. Drummond and C. W. Gardiner, *J. Phys. A: Math. Gen.* **13**, 2353 (1980).
  - [15] P. Deuar and P. D. Drummond, *Computer Physics Communications* **142**, 442 (2001).
  - [16] P. Deuar and P. D. Drummond, *J. Phys. A*, **39**, 2723 (2006).
  - [17] J. F. Corney and P. D. Drummond, *Phys. Rev. Lett.* **93**, 260401 (2004).
  - [18] A. Polkovnikov, S. Sachdev, and S.M. Girvin, *Phys. Rev. A* **66**, 053607 (2002)
  - [19] The vacuum term is  $1/(4h_x)$  rather than the  $1/(2h_x)$  that the reader may expect due to the fact that half of the momentum modes of the grid do not have the initial vacuum population, see section III A.
  - [20] V. M. Perez-Garcia, H. Michinel, and H. Herrero, *Phys. Rev. A* **57**, 3837 (1998).
  - [21] <http://www.xmnds.org>
  - [22] P. J. Y. Louis, E. A. Ostrovskaya, and Y. S. Kivshar, *Phys. Rev. A* **71**, 023612 (2005).
  - [23] V. Ahufinger, and A. Sanpera *Phys. Rev. Lett.* **94**, 130403 (2005).
  - [24] A. S. Bradley, P. B. Blakie and C. W. Gardiner *J. Phys. B: At. Mol. Opt. Phys.* **38**, 4259 (2005).
  - [25] P. B. Blakie and M. J. Davis, *Phys. Rev. A* **72**, 063608 (2005).
  - [26] A. S. Mellish, G. Duffy, C. McKenzie, R. Geursen, and A.C. Wilson, *Phys. Rev. A* **68**, 051601 (2003).
  - [27] L. Dobrek, M. Gajda, M. Lewenstein, K. Sengstock, G. Birkel, W. Ertmer, *Phys. Rev. A* **60**, 3381, (1999).
  - [28] J. Ruostekoski and J. R. Anglin, *Phys. Rev. Lett.* **86**, 3934 (2001).
  - [29] B. J. Dąbrowska, E. A. Ostrovskaya, and Y. S. Kivshar, *Journal of Optics B: Quantum and Semiclassical Optics* **6**, 423 (2004).
  - [30] L. De Sarlo, L. Fallani, J. E. Lye, M. Modugno, R. Saers, C. Fort, and M. Inguscio, *Phys. Rev. A* **72**, 013603 (2005)
  - [31] M. Modugno, C. Tozzo, and F. Dalfovo, *Phys. Rev. A* **70**, 043625 (2004)
  - [32] Details of the machine are given on the web site of the National Facility of the Australian Partnership for Advanced Computing: <http://nf.apac.edu.au/>.