

# Specific Heat of a Fractional Quantum Hall System

F. Schulze-Wischeler,<sup>1,\*</sup> U. Zeitler,<sup>2</sup> C. v. Zobeltitz,<sup>3</sup> F. Hohls,<sup>1</sup> D. Reuter,<sup>4</sup> A.D. Wieck,<sup>4</sup> H. Frahm,<sup>3</sup> and R.J. Haug<sup>1</sup>

<sup>1</sup> *Institut für Festkörperphysik, Gottfried Wilhelm Leibniz Universität Hannover, Appelstraße 2, 30167 Hannover, Germany*

<sup>2</sup> *High Field Magnet Laboratory, Institute for Molecules and Materials, Radboud University Nijmegen, Toernooiveld 7, 6525 ED Nijmegen, The Netherlands*

<sup>3</sup> *Institut für Theoretische Physik, Gottfried Wilhelm Leibniz Universität Hannover, Appelstraße 2, 30167 Hannover, Germany*

<sup>4</sup> *Lehrstuhl für Angewandte Festkörperphysik, Ruhr-Universität Bochum, Universitätsstraße 150, 44780 Bochum, Germany*

(Dated: December 2, 2024)

Using a time-resolved phonon absorption technique, we have measured the specific heat of a two-dimensional electron system in the fractional quantum Hall effect regime. For filling factors  $\nu = 5/3, 4/3, 2/3, 3/5, 4/7, 2/5$  and  $1/3$  the specific heat displays a strong exponential temperature dependence in agreement with excitations across a quasi-particle gap. At filling factor  $\nu = 1/2$  we were able to measure the specific heat of a composite fermion system for the first time. The observed linear temperature dependence on temperature down to  $T = 0.14$  K agrees well with early predictions for a Fermi liquid of composite fermions.

PACS numbers: 73.43.-f, 73.20.Mf, 72.10.Di

In the fractional quantum Hall (FQH) effect the Coulomb interaction induces the formation of new quasi-particle states characterized by a fractional charge and a finite excitation gap [1, 2, 3, 4]. A nice description of the FQH effect is given by the composite fermion (CF) theory [5] where the FQH effect is regarded as an integer quantum Hall effect of new quasi particles. In particular, at a filling factor  $\nu = 1/2$  these composite fermions can be described as a quasi-free Fermi sea in an effective zero-magnetic field [6].

One of the experimental challenges lies in accessing the ground state properties of a two-dimensional electron system (2DES) by means of thermodynamic quantities such as magnetization [7, 8, 9], thermal conductivity [10, 11], thermopower [12, 13] or specific heat [14, 15]. It is, however, far from being straightforward to measure the specific heat  $C$  of a 2DES directly. In general  $C$  is strongly dominated by the contribution of the surrounding substrate, and, in order to obtain a reasonable signal from the 2DES, multi-layer structures have to be used [14, 15].

An alternative method lies in the use of time resolved phonon-spectroscopy experiments [16, 17]. Here, a defined amount of energy is dissipated inside the 2DES in a short period of time (typically a few nanoseconds). Measuring the temperature of the 2DES long before it reaches equilibrium with the substrate then allows to determine its specific heat directly [18].

In this letter we will show how we can use phonon-absorption experiments to deduce the temperature dependence of  $C$  of a 2DES in the FQH regime. Results at fractional filling factors suggest the excitation across a quasi-particle gap in quantitative agreement with theoretical predictions [19]. At filling factor  $\nu = 1/2$  we essentially find a linear temperature dependence predicted for a Fermi liquid of composite fermions [6]. Slight deviations from linearity will be tracked down to spin-splitting

in the CF system.

The sample used in this experiment is a 2DES embedded in a modulation-doped AlGaAs/GaAs-heterostructure. Using its persistent photoconductivity the electron concentration  $n_e$  inside the 2DES can be tuned by means of an infrared photo diode. The sample is mounted on the cold finger of a dilution refrigerator and inserted into a 13 T superconducting magnet. In order to heat up the 2DES on short time scales of a few nanoseconds, it is bombarded with ballistic phonon pulses emitted from a heater on the backside of the 2 mm thick GaAs substrate; a more detailed description of this phonon absorption technique can be found elsewhere [17, 18, 20]. The temperature change inside the 2DES is measured by converting its time-dependent resistance  $R$  to a temperature  $T$  using the equilibrium calibration for  $R(T)$ . In order to maximize the signal to noise ratio, the 2DES is patterned into a long meander, see Ref. 20 for more details.

Fig. 1(a) shows a typical phonon signal for a 2DES at filling factor  $\nu = 1/2$  at different equilibrium temperatures  $T_0$  between 75 mK and 500 mK. At  $t = 0$  a 10 ns phonon pulse is emitted. This pulse is characterized by a non-equilibrium phonon temperature  $T_P = 1.9$  K. After  $0.6 \mu\text{s}$  the phonon pulse reaches the 2DES which leads to an increase of its temperature to a maximum peak height  $T_1$ . The magnitude of the phonon signal,  $\Delta T = T_1 - T_0$ , decreases with increased  $T_0$ . This fact is emphasized in Fig. 1(b) where we have plotted  $\Delta T$  as a function of  $T_0$ . As we will quantify further on the monotonic decrease of  $\Delta T$  is directly related to a monotonic increase of the 2DES specific heat at  $\nu = 1/2$ .

In order to extract the 2DES specific heat from this phonon absorption experiments we introduce a simple model: The temperature change  $dT$  of a 2DES due to

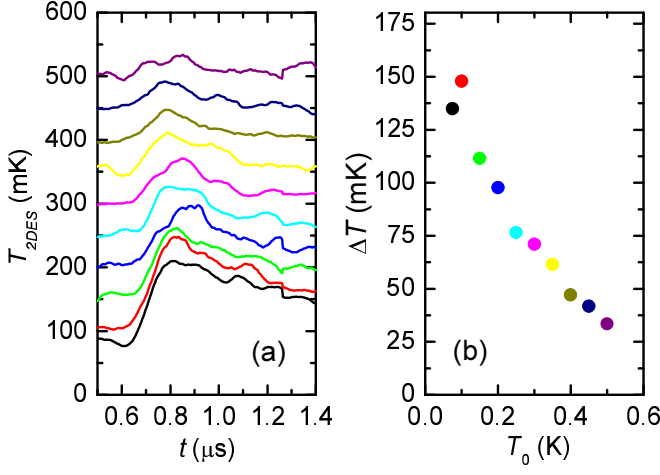


FIG. 1: (Color online). Phonon signal data at  $\nu = 1/2$  ( $n_e = 1.03 \times 10^{15} \text{ m}^{-2}$ ).

(a): Phonon signal in mK versus time for same phonon temperature  $T_P = 1.9 \text{ K}$  and pulse length  $\tau = 10 \text{ ns}$ . From bottom to top and the equilibrium temperature of the 2DES is increased from 75 mK to 500 mK.

(b): Total temperature change  $\Delta T$  of the 2DES due to ballistic-phonon absorption as a function of  $T_0$ .

phonon absorption can be written as:

$$C(T)dT = r(T, T_P)P_P dt \quad (1)$$

where  $C(T)$  is the 2DES's specific heat,  $r(T, T_P)$  is an absorption coefficient depending on the non-equilibrium phonon temperature  $T_P$  and 2DES temperature  $T$ .  $P_P$  is total power inside one phonon pulse. Since phonon emission cooling the 2DES back to its equilibrium temperature takes place at much longer timescales (typically  $\mu\text{s}$ ) it can be neglected on the 10-ns timescale for phonon absorption. Integrating this general equation over the phonon-pulse length  $\tau$  leads to

$$\int_{T_0}^{T_1} C(T)dT = r_0 P_P \tau \quad (2)$$

In the experiment the phonon temperature  $T_P$  is kept constant, the absorption coefficient  $r(T, T_P)$  only depends on the temperature  $T$ . For low enough temperatures  $T \ll T_P$  the 2DES will be essentially in its (temperature independent) ground state and  $r$  can be regarded as constant. This is indeed the case for our experiments which justifies the use of a roughly constant absorption rate  $r_0$  for all temperatures used.

Using Eq. (2) we can then determine the (relative) specific heat of the 2DES,  $C(T)/r_0$ , from a set of experiments as shown in Fig. 1. Although  $r_0$  is a-priori unknown this procedure already allows a direct access to the temperature dependence of the specific heat of a 2DES.

Results for the specific heat of FQH filling factors  $\nu = 5/3, 4/3, 2/3, 3/5, 4/7, 2/5$ , and  $1/3$  are shown in

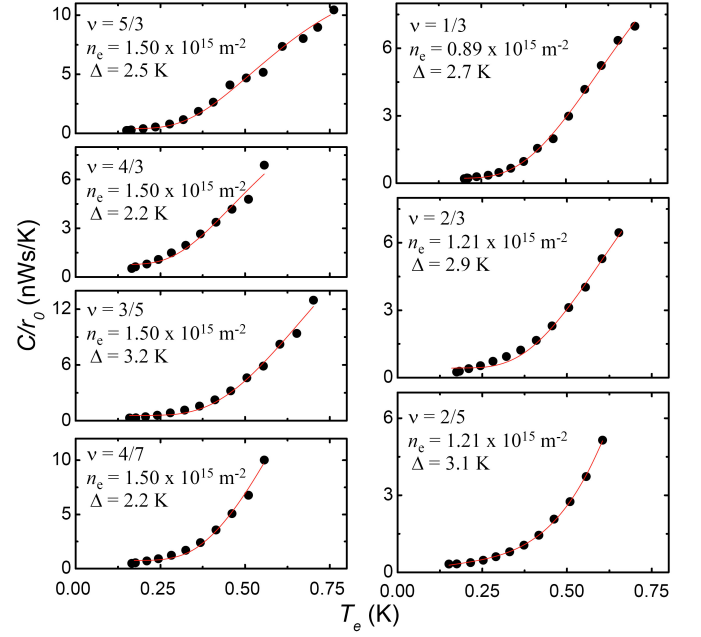


FIG. 2: (Color online). Relative specific heat  $C(T)/r_0$  for the filling factors  $\nu = 5/3, 4/3, 2/3, 3/5, 4/7, 2/5$ , and  $1/3$  measured with a phonon absorption experiment. The unknown absorption coefficient  $r_0$ ,  $0 < r_0 < 1$ , is fixed for every single graph. The lines are fits with the theory (see text).

Fig. 2, the corresponding electron concentration  $n_e$  are marked in the figure. Please note that the measurements were taken at different  $n_e$  because filling factors  $5/3, 4/3, 3/5$ , and  $4/7$  showed up only at highest electron concentration (due to higher electron mobility of the illuminated sample) whereas  $\nu = 1/3$  was only accessible for lower electron concentrations in our magnet,  $2/3$  and  $2/5$  shows data at a medium electron concentration. All the curves are taken for different electron concentrations show the same characteristic form: for low temperatures  $T$  the relative specific heat  $C(T)/r_0$  is flat and finite, and increases exponentially for higher temperatures.

The theoretically predicted specific heat of such a system is  $C \propto (1/T)^2 \exp(-\Delta/T)$  [19]. Here  $\Delta$  is the energy gap from the occupied ground state to the following unoccupied Landau level of composite fermions. The solid lines shown in Fig. 2 show a comparison of this theory with our experimental data. We have added a small empirical constant caused by a finite (thermodynamic) density of states inside the excitation gap [18]. The energy gaps  $\Delta$  deduced from this procedure [see Fig. 2] are comparable to gaps determined from temperature dependent transport experiments [20, 21], but show a large uncertainty due to fits far away from the temperatures corresponding to the gap energies, especially at  $\nu = 1/3$ .

The temperature dependence of the specific heat at  $\nu = 1/2$  is distinctively different from the fractional filling factors shown above. Fig. 3 shows our results for

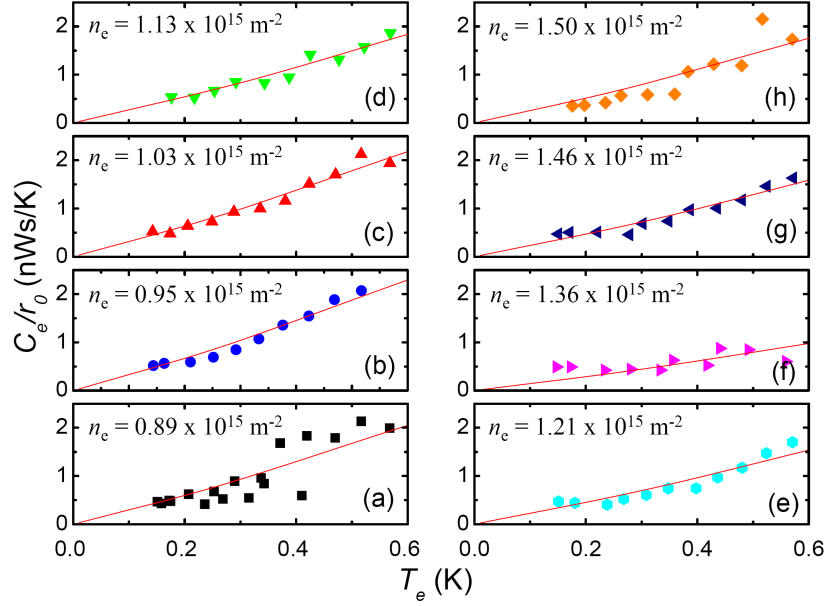


FIG. 3: (Color online). Relative specific heat  $C(T)/r_0$  at filling factor  $\nu = 1/2$  for eight different electron densities from  $n_e = 0.89 \times 10^{15} \text{ m}^{-2}$  (a) up to  $n_e = 1.50 \times 10^{15} \text{ m}^{-2}$  (h) measured in a phonon absorption experiment. The lines are fits with the theoretical expected linear behavior through the origin [6] plus a term  $(\Delta_{spin}^2/T) e^{-\Delta_{spin}/k_B T}$  taking the influence of a second constant density of states into account. The error of the data points is given by their distribution.

relative specific heat  $C(T)/r_0$  at  $\nu = 1/2$  for eight different electron densities ranging from  $n_e = 0.89 \times 10^{15} \text{ m}^{-2}$  to  $n_e = 1.50 \times 10^{15} \text{ m}^{-2}$ . Note that all measurements are done with the same standard phonon pulse ( $\tau = 10 \text{ ns}$ ,  $T_P = 1.9 \text{ K}$ ). Since the phonon signal at  $\nu = 1/2$  is extremely weak we had to average over up to 1.5 million individual traces in order to obtain reliable data. The leading temperature dependence of the specific heat for small  $T$  is found to be linear. This agrees with the CF picture of the FQHE in mean-field approximation (i.e. neglecting fluctuations of the fictitious gauge field introduced in the transformation to CFs) as a consequence of quasi-particle and quasi-hole close excitations close to the Fermi surface [6]. Our experimental observation therefore form another strong confirmation of the CF picture of the FQHE.

The dependence of the relative specific heat  $C(T)/r_0$  on electron concentration  $n_e$  is governed by two effects. On the one hand, the composite-fermion mass  $m_{CF}$  increases proportional to  $\sqrt{n_e}$  [6, 22]. On the other hand, the coupling of TA-phonons to a 2DES is piezoelectric and therefore proportional to the electron density  $n_e$  [17, 23], i. e.  $r_0 \propto n_e$ . These two competing processes lead to a concentration dependence of the relative specific heat  $C(T)/r_0 \propto 1/\sqrt{n_e}$  consistent with our experimental data.

Beyond the leading linear temperature dependence the analysis of our data gives a small positive contribution to  $C$ . This is different from the CF picture for a single half-filled Landau level where gauge fluctuations leading to

logarithmic corrections to the entropy are expected to reduce the specific heat [6].

To explain this behavior we propose a description taking into account the spin of the CF [24, 25]: at the magnetic field  $B_{1/2}$  corresponding to filling factor  $\nu = 1/2$  the ground state of the system is completely spin polarized. The second Landau level for the electrons with opposite spin is separated from the Fermi energy  $E_F$  by a finite

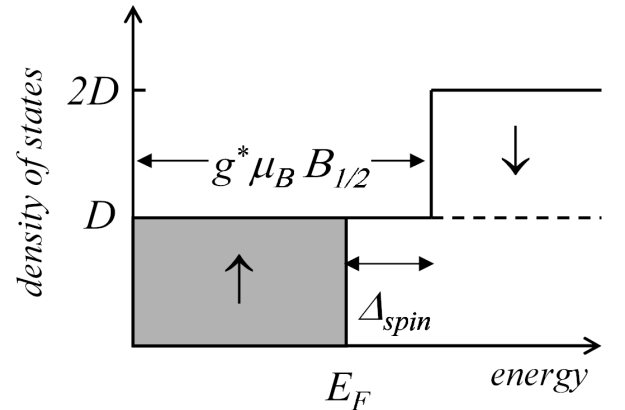


FIG. 4: Model for the density of states at  $\nu = 1/2$  including spin. At  $T = 0$  the system is spin polarized and filled with spin-up CF up to the Fermi energy  $E_F$ . The second (spin-down) band is shifted by the Zeeman splitting  $g^* \mu_B B_{1/2}$ , the lowest lying separated from  $E_F$  by an energy gap  $\Delta_{spin}$ .

gap  $\Delta_{spin} = g^* \mu_B B_{1/2} - E_F$  (see Fig. 4). Here  $g^*$  is the effective Landé factor of the CFs.

Within this picture, the total energy  $E_{tot}$  of the system at a finite temperature  $T$  is

$$E_{tot} = \int_0^\infty \frac{D E}{1 + e^{\beta(E - \mu(T))}} dE \quad (3)$$

$$+ \int_{E_F + \Delta_{spin}}^\infty \frac{D E}{1 + e^{\beta(E - \mu(T))}} dE$$

The second term represents the contribution of the second spin state to the total energy.

with the constant density of states  $D$  of the CF system. Computing these integrals the leading terms of the specific heat are found to be

$$C = -\frac{\partial E_{tot}}{\partial T} \approx \frac{\pi^2}{3} D k_B T + D \frac{\Delta_{spin}^2}{k_B T} e^{-\Delta_{spin}/k_B T} \quad (4)$$

Please note that the first linear term is the known result from Halperin, Lee and Read  $C = \frac{\pi}{6} m_{CF} k_B^2 T$  [6] by inserting the DOS  $D = N/E_F$  and the Fermi energy of free fermions (CFs in our case)  $E_F = \frac{\hbar^2}{2m_{CF}} (4\pi N)$ .

We have fitted our data in Fig. 3 with Eq. 4 and find indeed a good agreement. The energy gap  $\Delta_{spin}$  determined by this procedure is  $\Delta_{spin}(\nu = 1/2) = 1.7 \pm 0.3$  K, independent on the electron concentration. Since the Fermi energy  $E_F$  of the composite Fermions decreases with increasing electron concentration  $E_F \propto 1/\sqrt{n_e}$ , this means implicitly that the spin splitting of CFs at  $\nu = 1/2$ ,  $g^* \mu_B B_{1/2} = \Delta_{spin} + E_F$  decreases when the electron concentration is increased.

In conclusion, we have measured the temperature dependence of the relative specific heat of a two-dimensional electron system in the fractional quantum Hall system at various filling factors. The results depend strongly on the filling factor and can be classified into two groups: Measurements at filling factors  $\nu = 5/3, 4/3, 2/3, 3/5, 4/7, 2/5$  and  $1/3$ , where the sample is in a state with an energy gap  $\Delta$ , show a clear exponential behavior. In contrast, the measured specific heat at filling factor  $\nu = 1/2$ , corresponding to a Fermi sea of composite fermions, shows a linear temperature dependence; small deviations from this linearity could be explained with the influence of a second spin state at  $\nu = 1/2$ .

We acknowledge financial support by DFG priority program “quantum Hall systems” and discussions with W. Apel (PTB Braunschweig), W. Weller (ITP Leipzig), and K. v. Klitzing (MPI-Fkf Stuttgart).

Hannover, Schneiderberg 32, 30167 Hannover, Germany.

- [1] D.C. Tsui, H.L. Stormer, and A.C. Gossard, Phys. Rev. Lett. **48**, 1559 (1982).
- [2] R.B. Laughlin, Phys. Rev. Lett. **50**, 1395 (1983).
- [3] *Composite Fermions*, edited by O. Heinonen (World Scientific, Singapore, 1998).
- [4] *Perspectives in Quantum Hall Effects*, edited by S. Das Sarma and A. Pinczuk (Wiley, New York, 1997).
- [5] J.K. Jain, Phys. Rev. Lett. **63**, 199 (1989).
- [6] B.I. Halperin, P.A. Lee, and N. Read, Phys. Rev. B **47**, 7312 (1993).
- [7] J.P. Eisenstein, H.L. Stormer, V. Narayanamurti, A.Y. Cho, A.C. Gossard, and C.W. Tu, Phys. Rev. Lett. **55**, 875 (1985).
- [8] S.A.J. Wieggers, M. Specht, L.P. Lévy, M.Y. Simmons, D.A. Ritchie, A. Cavanna, B. Etienne, G. Martinez, and P. Wyder, Phys. Rev. Lett. **79**, 3238 (1997).
- [9] I. Meinel, T. Hengstmann, D. Grundler, D. Heitmann, W. Wegscheider, and M. Bichler, Phys. Rev. Lett. **82**, 819 (1999).
- [10] J.P. Eisenstein, A.C. Gossard, and V. Narayanamurti, Phys. Rev. Lett. **59**, 1341 (1987).
- [11] V. Bayot, M.B. Santos, and M. Shayegan, Phys. Rev. B **46**, 7240 (1992).
- [12] U. Zeitler, J.C. Maan, P. Wyder, R. Fletcher, C.T. Foxon, and J.J. Harris, Phys. Rev. B **47**, 16008 (1993).
- [13] B. Tieke, U. Zeitler, R. Fletcher, S.A.J. Wieggers, A.K. Geim, J.C. Maan, and M. Henini, Phys. Rev. Lett. **76**, 3630 (1996); B. Tieke, R. Fletcher, U. Zeitler, M. Henini, and J. C. Maan, Phys. Rev. B **58**, 2017 (1998).
- [14] E. Gornik, R. Lassnig, G. Strasser, H. L. Stormer, A. C. Gossard, and W. Wiegmann, Phys. Rev. Lett. **54**, 1820 (1985).
- [15] E. Grivei, S. Melinte, V. Bayot, H.C. Manoharan, and M. Shayegan, Phys. Rev. B **68**, 193404 (2003).
- [16] C.J. Mellor, R.H. Eyles, J.E. Digby, A.J. Kent, K.A. Benedict, L.J. Challis, M. Henini, C.T. Foxon, and J.J. Harris, Phys. Rev. Lett. **74**, 2339 (1995).
- [17] A.J. Kent, R.E. Strickland, K.R. Strickland, and M. Henini, Phys. Rev. B **54**, 2019 (1996).
- [18] U. Zeitler, A.M. Devitt, J.E. Digby, C.J. Mellor, A.J. Kent, K.A. Benedict, and T. Cheng, Phys. Rev. Lett. **82**, 5333 (1999).
- [19] T. Chakraborty and P. Pietiläinen, Phys. Rev. B **55**, R1954 (1997).
- [20] F. Schulze-Wischeler, F. Hohls, U. Zeitler, D. Reuter, A.D. Wieck, and R.J. Haug, Phys. Rev. Lett. **93**, 026801 (2004).
- [21] The energy gaps as measured from the specific heat are thermodynamic gaps susceptible to the disorder in the system. A method using phonon absorption experiments always yields larger absolute gaps.
- [22] J.K. Jain and R.K. Kamilla, Phys. Rev. B **55**, R4895 (1997).
- [23] K.A. Benedict, R.K. Hills, and C.J. Mellor, Phys. Rev. B **60**, 10984 (1999).
- [24] B. Kramer, E. Mariani, N. Magnoli, M. Merlo, F. Napoli, and M. Sassetti, Phys. Stat. Sol. (b) **234**, 221 (2002).
- [25] E. Mariani, N. Magnoli, F. Napoli, M. Sassetti, and B. Kramer, Phys. Rev. B **66**, 241303(R) (2002).

---

\* current address: Laboratorium für Nano- und Quantenengineering, Gottfried Wilhelm Leibniz Universität