

Out-of-plane thermopower of strongly correlated layered systems: an application to $\text{Bi}_2(\text{Sr},\text{La})_2\text{CaCu}_2\text{O}_{8+\delta}$

T. W. Silk¹, I. Terasaki^{2,3}, T. Fujii⁴ and A. J. Schofield¹

¹*School of Physics and Astronomy, The University of Birmingham, Birmingham, B15 2TT, U.K.*

²*Department of Applied Physics, Waseda University, Tokyo 169-8555, Japan*

³*CREST, Japan Science and Technology Agency, Tokyo 103-0027, Japan*

⁴*Cryogenic Center, The University of Tokyo, Tokyo 113-0032, Japan*

Layered transition-metal oxides, including high-temperature superconductors, show highly two-dimensional electrical anisotropy, where the resistivity along the out-of-plane direction is much higher than that along the in-plane direction. We present measurements of the out-of-plane thermopower on $\text{Bi}_2(\text{Sr},\text{La})_2\text{CaCu}_2\text{O}_{8+\delta}$ (Bi2212) single crystals, from underdoped to slightly overdoped. We argue that the c-axis thermopower may be calculated in terms of the single-particle spectral function. We find that the temperature dependence of the thermopower is consistent with ARPES measurements of the spectral function, and also with the observed c-axis resistivity. We show that there is a close relationship between the c-axis thermopower and the entropy obtained from the specific heat in this system.

PACS numbers: 74.72.-h, 72.15.-v, 71.30.+h

I. INTRODUCTION

As is well known, high-temperature superconductors (HTSC) share the CuO_2 plane as a common structural unit, and exhibit highly two-dimensional electronic properties [1]. Up until now, the in-plane charge transport in these materials has been studied much more extensively than the out-of-plane. This is partly because the measurement is difficult owing to thin crystals of platelet shape, but there is also a tendency to regard the out-of-plane transport as of secondary importance.

The significance of thermopower has, however been recognized in recent years. First, it is a quantity independent of sample dimension, and, like the Hall effect, is often insensitive to the grain boundary and/or disorder. Second, most of the transition-metal oxides rarely show complicated non-equilibrium phenomena such as phonon drag, because of poor mobility. Recent work by Kontani has suggested that the in-plane thermopower of HTSC can be rather simply understood within the spin-fluctuation theory [2].

Recently [3, 4, 5], there has been some interest in relating the thermopower of various strongly correlated materials to the equilibrium entropy via the specific heat capacity. As we will explain later in the paper, the thermopower of a system may be related to a quantity \mathcal{S}_{trans} , which is the transported entropy associated with a particle current. In general, one would not necessarily expect the transported entropy, \mathcal{S}_{trans} , to be closely related to the equilibrium entropy, \mathcal{S} . The transported entropy will depend on dynamical quantities such as the transport lifetime *etc*, while the equilibrium entropy may have contributions from sources other than just the carriers.

One limit in which we know that the thermopower is directly related to the equilibrium entropy is at temperatures much larger than the typical kinetic energy of the particles. Here, it has been shown by a number of au-

thors [6, 7] that the calculation of the thermopower reduces to finding the configurational entropy in the high-temperature state. This approach gives Heike's formulae in the limit of infinite temperature, and also in the intermediate regime where temperature is larger than the typical kinetic energy, but smaller than the interaction energy. However, this approach says nothing about the low temperature regime (where most experiments are conducted), and it is this that we wish to investigate here.

In this paper, we will investigate the relationship between the c-axis thermopower and the entropy in a quasi two-dimensional material at moderate temperatures. We will argue that the c-axis thermopower is much more closely related to the equilibrium entropy than is the in-plane thermopower. In section II we present experimental data on $\text{Bi}_2(\text{Sr}, \text{La})_2\text{Cu}_2\text{O}_{8+\delta}$ single crystals in a wide doping level from insulating to slightly overdoped [8, 9, 10], and compare this with the equilibrium entropy obtained from a specific heat measurement. In section III, we introduce a model for c-axis transport in a quasi-two dimensional system, and calculate the thermopower in terms of the single-particle spectral function. Using this result, we then argue formally in section IV why the c-axis thermopower of this system should closely track the equilibrium entropy, and discuss some further applications and limitations of this result. We then discuss the situation in Bi2212 in detail in section V, and link the thermopower data to the temperature evolution of the single-particle spectral function seen in angle-resolved photoemission spectroscopy (ARPES). Finally, we give a brief summary of our results in section VI.

II. EXPERIMENTAL

Single crystals with a typical size of $2 \times 4 \times 0.1 \text{ mm}^3$ were grown by the traveling-solvent-floating-zone method with a growth velocity of 0.5 mm/h in a mixed gas flow

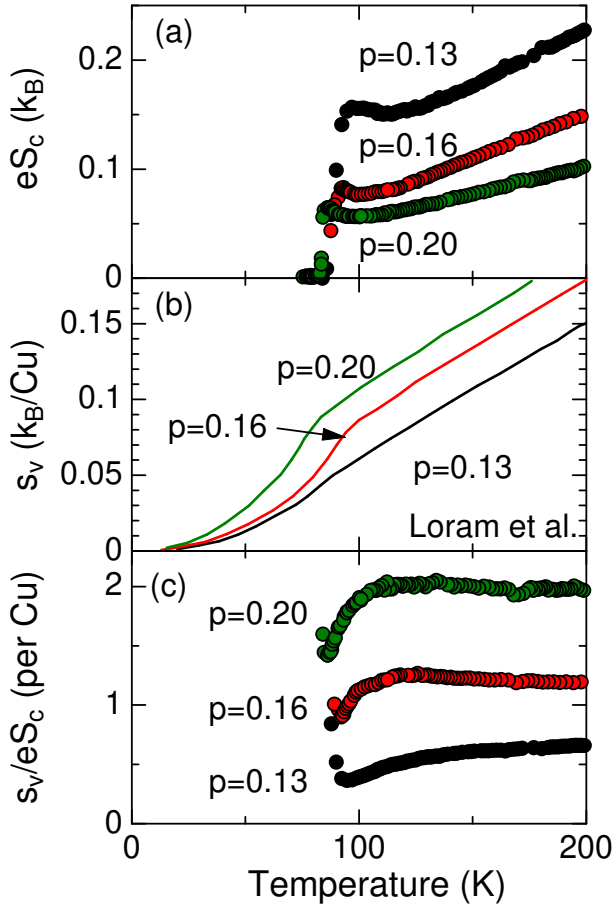


FIG. 1: (a) Out-of-plane thermopower S_c of superconducting $\text{Bi}_2\text{Sr}_2\text{CaCu}_2\text{O}_{8+\delta}$ single crystals. The data are plotted as eS_c in k_B unit (see text). (b) electron entropy per Cu (s_v) of $\text{Bi}_2\text{Sr}_2\text{CaCu}_2\text{O}_{8+\delta}$ measured by Loram *et al.* plotted in a unit of k_B per Cu. (after Ref [14]), (c) s_v/eS_c calculated from (a) and (b). Note that p represents the carrier concentration per Cu determined from the room-temperature in-plane thermopower.

of O_2 (20%) and Ar (80%). More detailed conditions can be found elsewhere [10, 11].

The thermopower was measured using a steady-state technique from 4.2 to 300 K. Both ends of the sample were pasted to two copper blocks acting as heat baths, and temperature difference was monitored with a copper-constantan differential thermo-couple. The contribution of the voltage leads was carefully subtracted.

Figure 1(a) shows the temperature dependence of S_c in $\text{Bi}_2\text{Sr}_2\text{CaCu}_2\text{O}_{8+\delta}$ with various oxygen contents. The carrier concentration per Cu (p) is estimated from the empirical relation to the room-temperature in-plane thermopower S_{ab} [12]. Unlike S_{ab} [13], the sign of S_c is always positive for all the samples, and increases monotonically with temperature. The temperature dependence is approximately linear at high temperatures, but shows an upturn at lower temperatures as T_c is approached. The

temperature at which this upturn occurs falls with increased doping. The magnitude of the thermopower is also quite large, and decreases with increased doping.

We now compare the experimental thermopower with the equilibrium entropy obtained from a specific heat measurement. Figure 1(b) shows the electron entropy per Cu (s_v) reported in Ref. [14], from which we calculate s_v/eS_c in Fig. 1(c). The monotonic increase in the entropy with temperature is clearly very different from the in-plane thermopower, but is much closer to that of the c-axis. Now, if we assume for the moment that the thermopower measures the entropy per charge carrier, then this ratio should be independent of temperature and equal to p , the number of charge carriers per Cu. We see in figure 1(c) that the ratio is nearly independent of temperature above $\approx 100\text{K}$, although deviates strongly as the transition is approached. Also, although the ratio is clearly not equal to p , it does increase with increasing doping. Our experimental results suggest that the c-axis thermopower is indeed probing the entropy of the system, although further analysis is required to uncover the precise relationship. It is to this analysis that we now turn.

III. THEORY OF C-AXIS THERMOPOWER

In this section we consider the c-axis thermopower of a quasi-two dimensional material, consisting of planes of atoms in which electrons move relatively easily, but inter-plane motion is suppressed. In systems such as $\text{Bi}_2\text{212}$, the layers can be coupled so weakly, that the time taken to hop between layers ($\sim \hbar/t_c$, where t_c is the magnitude of the interplane-hopping integral) is much longer than the in-plane scattering time τ . Therefore, the motion between planes is incoherent, since an electron is scattered many times between hops [15]. This is borne-out by the c-axis resistivity [16], which attains a value far in excess of the Mott-Ioffe-Regel limit (the maximum attainable resistivity for quasiparticles), signifying that transport is due to incoherent excitations. In our calculations, we will assume that t_c is small and treat the hopping perturbatively, but initially we will not make any assumptions about the nature of the excitations.

We assume that the Hamiltonian for our system may be written as

$$H = H_T + \sum_i H_i, \quad (1)$$

$$H_T = \int d\mathbf{r} d\mathbf{r}' \sum_i t_c(\mathbf{r} - \mathbf{r}') c_{i+1}^\dagger(\mathbf{r}) c_i(\mathbf{r}') + \text{H.c.} \quad (2)$$

Here, H_T describes the tunneling of electrons between neighbouring planes via a tunneling matrix element $t_c(\mathbf{r} - \mathbf{r}')$. H_i contains all of the in-plane physics which is assumed to be arbitrary at this stage. Our main assumption is that the planes do not interact with each other except through the term H_T .

The thermopower itself is given by

$$S_c = -\frac{1}{eT} \left(\frac{L_c^{12}}{L_c^{11}} - \mu \right), \quad (3)$$

where the correlation functions L_c^{ij} are given in the Matsubara formalism by [17]

$$L_c^{11}(i\omega_n) = \frac{1}{i\omega\beta\nu} \int_0^\beta d\tau e^{i\omega_n\tau} \langle T_\tau j(\tau) j(0) \rangle, \quad (4)$$

$$L_c^{12}(i\omega_n) = \frac{1}{i\omega\beta\nu} \int_0^\beta d\tau e^{i\omega_n\tau} \langle T_\tau j_E(\tau) j(0) \rangle. \quad (5)$$

Here, T_τ is the (imaginary) time ordering operator, and $j(\tau)$ and $j_E(\tau)$ are the particle and energy current operators respectively. The evaluation of these correlation functions is performed in the tunneling Hamiltonian formalism *i.e.* the hopping is treated perturbatively to lowest order in t_c . The assumption that the layers are independent means that there are no vertex corrections in tunneling, and therefore the calculation reduces to evaluating the bubble diagram shown in figure 2. The result is then expressible in terms of the single-particle spectral function, $A(\mathbf{k}, \epsilon) = -2\text{Im}[G^R(\mathbf{k}, \epsilon)]$, which contains all of the single-particle in-plane physics [18].

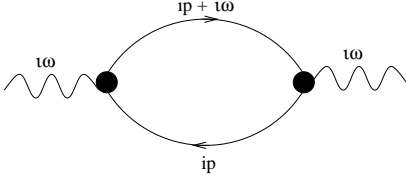


FIG. 2: The bubble diagram evaluated in the calculation of the transport coefficients.

The c-axis thermopower is then, to lowest order in t_c ,

$$S_c = -\frac{\sum_{\mathbf{k}} t_c(\mathbf{k})^2 \int_{-\infty}^{\infty} d\epsilon A^2(\mathbf{k}, \epsilon) \frac{\epsilon - \mu}{eT} \left(\frac{\partial f}{\partial \epsilon} \right)}{\sum_{\mathbf{k}} t_c(\mathbf{k})^2 \int_{-\infty}^{\infty} d\epsilon A^2(\mathbf{k}, \epsilon) \left(\frac{\partial f}{\partial \epsilon} \right)}, \quad (6)$$

where $t_c(\mathbf{k})$ is the Fourier transform of the tunneling matrix element along the c-axis, $f(\epsilon) \equiv [1 + \exp((\epsilon - \mu)/k_B T)]^{-1}$ is the Fermi function and μ is the chemical potential. Note that $\mathbf{k} = (k_x, k_y)$ is the in-plane momentum.

IV. RELATION OF THERMOPOWER TO ENTROPY

Formally, the thermopower or Seebeck coefficient of a sample is defined as the ratio of the induced voltage gradient to an applied temperature gradient under conditions of zero particle current flow, $S = (dV/dT)_{J=0}$.

Additionally, under isothermal conditions the heat current, J_Q , associated with a given particle current, J , is given by $J_Q = \Pi J$, where Π is the Peltier coefficient. Now, it is a remarkable consequence of the Onsager relations [19, 20] that $S = -\Pi/eT$, where e is the magnitude of the electronic charge. If we define the entropy current $J_S = J_Q/T$, then we may write the thermopower as $S = -(1/e)(J_S/J)_{\nabla T=0}$. We can define a quantity \mathcal{S}_{trans} as the total entropy transported by the carriers in the system. It is then conventional to describe the thermopower as “the entropy transported per carrier per unit charge”, *i.e.* $S = -\mathcal{S}_{trans}/Ne$. However, this is not strictly true, and a more accurate description which follows from above is $S = -(1/e)(\partial \mathcal{S}_{trans}/\partial N)_T$. That is, the thermopower is really related to the rate of change of transported entropy with particle number at constant temperature. Although this is certainly more clumsy than the conventional definition, the distinction will be important here.

In equilibrium, the quantity which is “equivalent” to $(\partial \mathcal{S}_{trans}/\partial N)_T$ is $(\partial \mathcal{S}/\partial N)_{T,V}$, *i.e.* the partial derivative of the equilibrium entropy \mathcal{S} with respect to particle number at fixed temperature and volume. Now, it may be shown via a Maxwell relation that

$$\left(\frac{\partial \mathcal{S}}{\partial N} \right)_{T,V} = - \left(\frac{\partial \mu}{\partial T} \right)_{N,V}, \quad (7)$$

and hence we may compare the thermopower instead to the temperature derivative of the chemical potential at fixed particle number and volume. To do this, we write the total number of particles in the system as

$$N = 2V \sum_{\mathbf{k}} \int_{-\infty}^{\infty} \frac{d\epsilon}{2\pi} A(\mathbf{k}, \epsilon) f(\epsilon). \quad (8)$$

The temperature derivative of this expression vanishes, since the total number of particles is conserved. Solving the resulting equation for $(\partial \mu/\partial T)_{N,V}$ gives

$$\left(\frac{\partial \mu}{\partial T} \right)_{N,V} = - \frac{\sum_{\mathbf{k}} \int_{-\infty}^{\infty} d\epsilon \left[f(\epsilon) \left(\frac{\partial A}{\partial T} \right)_\mu - A \frac{\epsilon - \mu}{eT} \left(\frac{\partial f}{\partial \epsilon} \right) \right]}{\sum_{\mathbf{k}} \int_{-\infty}^{\infty} d\epsilon \left[f(\epsilon) \left(\frac{\partial A}{\partial \mu} \right)_T - A \left(\frac{\partial f}{\partial \epsilon} \right) \right]}. \quad (9)$$

We allow here for the fact that the spectral function itself may depend on temperature explicitly or through the chemical potential.

We now compare equation (6) for the c-axis thermopower with equation (9) for the temperature derivative of the chemical potential, and ask under what circumstances they can be made to coincide. First, there are terms in $(\partial \mu/\partial T)_{N,V}$ coming from the temperature dependence of the self-energy, which clearly do not enter into the thermopower. Therefore, our first assumption

tion must be that the self-energy is not strongly temperature dependent, so that these terms may be neglected. Second, we note that the spectral function appears quadratically in the thermopower, but only linearly in $(\partial\mu/\partial T)_{N,V}$. Because both expressions are quotients, we simply need $A^2(\mathbf{k}, \epsilon) \propto A(\mathbf{k}, \epsilon)$ to make them coincide.

An obvious choice of spectral function which satisfies this criterion is a constant, where clearly the first and second powers are proportional. Physically, if the spectral function were highly incoherent and essentially featureless, then we could treat it as an energy and momentum independent constant (equal to the inverse bandwidth) to a first approximation. The energy integrals are now trivial, while the sums over momenta are irrelevant as they cancel out exactly. This means that we do not need any special assumptions about the momentum dependence of $t_c(\mathbf{k})$, provided that the spectral function is featureless for all \mathbf{k} .

We find that with this approximation the thermopower is exponentially small at low temperatures ($\sim \exp(-\epsilon_F/kT)$, where ϵ_F is the Fermi energy), which is due to the particle-hole symmetry implied by a constant spectral function. This result presents a problem, since there are many examples of materials whose spectral functions are highly incoherent, such the high- T_c compounds (see section V), but whose thermopower is actually quite large at low temperature. Therefore, the approximation of the incoherent spectral function as a constant is clearly too crude.

A second possibility where $A^2(\mathbf{k}, \epsilon) \propto A(\mathbf{k}, \epsilon)$ would occur is if the spectral function were very sharply peaked. If the electrons in-plane form a Fermi liquid, then the spectral function will have a well-defined quasiparticle peak, whose width is given by the scattering rate $\Gamma(\mathbf{k}, \epsilon) = 1/\tau(\mathbf{k}, \epsilon)$. If this rate is small, and we may neglect its energy dependence, then the spectral function becomes a delta-like function and we may perform the energy integrals [21] in (6) and (9) leaving

$$S_c = - \frac{\sum_{\mathbf{k}} v_c(\mathbf{k})^2 \tau(\mathbf{k}) \frac{\epsilon(\mathbf{k}) - \mu}{eT} \left(\frac{\partial f}{\partial \epsilon} \right)_{\epsilon=\epsilon(\mathbf{k})}}{\sum_{\mathbf{k}} v_c(\mathbf{k})^2 \tau(\mathbf{k}) \left(\frac{\partial f}{\partial \epsilon} \right)_{\epsilon=\epsilon(\mathbf{k})}}, \quad (10)$$

$$\left(\frac{\partial \mu}{\partial T} \right)_{N,V} = - \frac{\sum_{\mathbf{k}} \frac{\epsilon(\mathbf{k}) - \mu}{T} \left(\frac{\partial f}{\partial \epsilon} \right)_{\epsilon=\epsilon(\mathbf{k})}}{\sum_{\mathbf{k}} \left(\frac{\partial f}{\partial \epsilon} \right)_{\epsilon=\epsilon(\mathbf{k})}}. \quad (11)$$

Note that, since transport is now due to coherent quasiparticles, we have replaced $t_c(\mathbf{k})$ by $v_c(\mathbf{k}) = (1/\hbar)\partial\epsilon(\mathbf{k})/\partial k_c$, the c-axis velocity. Also, the momentum sum now runs over both the in-plane *and* out-of-plane momentum. This result is identical to that which would be derived using the relaxation time approximation and the Boltzmann equation [22].

Now, at low temperatures the scattering is dominated

by impurities and hence the scattering time is nearly independent of \mathbf{k} . If we neglect this \mathbf{k} -dependence completely, then this factor can be taken out of the momentum sums and cancels top and bottom. Further, if magnitude of the c-axis hopping is much smaller than that in-plane, and does not depend strongly on the in-plane momentum, we may ignore this contribution to $\epsilon(\mathbf{k})$. The integral over the out-of-plane momentum then just leads to a constant, which cancels out top and bottom. With these approximations we then have the desired result, namely

$$S_c = \frac{1}{e} \left(\frac{\partial \mu}{\partial T} \right)_{N,V} = - \frac{1}{e} \left(\frac{\partial \mathcal{S}}{\partial N} \right)_{T,V}. \quad (12)$$

Physically, we have argued that factors associated with transport such as the velocities and scattering times which enter into the currents and cause \mathcal{S}_{trans} to differ from \mathcal{S} , cancel-out in this particular scenario. This leaves the thermopower determined by thermodynamics alone.

A possible candidate system in which these approximations might be valid is Sr_2RuO_4 . This material is quasi-two dimensional, and has well-defined quasiparticle excitations at low temperatures [23]. Therefore, one might predict that the c-axis thermopower and $(\partial\mu/\partial T)_{N,V}$ should be nearly equal in this material. However, there is an additional complication in interpreting the thermopower of this compound. The Fermi surface has three different sheets (α, β , and γ), and hence the momentum sums in equations (10) and (11) are also sums over these sheets. Now, the conductivity of the β sheet is much larger than that of the other two [24], and hence the thermopower will be dominated by the contribution from this sheet [25]. This is not true of $(\partial\mu/\partial T)_{N,V}$, where all three sheets contribute "equally". The β sheet also has the largest c-axis dispersion (which makes it the most conducting), and so the approximations required to eliminate the $v_c(\mathbf{k})$ terms are the least valid when applied to this sheet. In light of this complication, it would be somewhat fortuitous if S_c and $(\partial\mu/\partial T)_{N,V}$ were similar in this compound.

One could also envisage other forms of spectral function for which $A^2(\mathbf{k}, \epsilon) \propto A(\mathbf{k}, \epsilon)$; we have chosen the most physically relevant to discuss here. Our conclusion from this analysis is that for a completely general spectral function, there will be no formal relationship between the thermopower and $(\partial\mu/\partial T)_{N,V}$.

V. APPLICATION TO Bi2212

We now attempt to use the analysis of the previous section to explain the relationship between the thermopower and the equilibrium entropy seen experimentally in Bi2212. In most cuprates the out-of-plane hopping depends strongly on the in-plane momentum [26] with $t_c(\mathbf{k}) \sim (\cos(k_x a) - \cos(k_y a))^2$. Thus, the integrals

in equation (6) should be dominated by regions in \mathbf{k} -space away from the nodal line ($k_x = k_y$).

The temperature dependence of the spectral function near the $(\pi, 0)$ point as determined by ARPES may be summarised as follows [27]. For high temperatures, above approximately 200K, the spectral function is incoherent, and is essentially featureless for all energies. This is true all doping levels. Below around 200K, a pseudogap of magnitude Δ opens in the spectrum, causing the leading edge to pull back from the Fermi level as temperature decreases. The magnitude of the pseudogap at any temperature is strongly doping dependent, attaining a value of around 20 – 30meV at 100K in underdoped samples, and vanishing completely in heavily overdoped samples. Further, at temperatures close to T_c , a peak appears in the spectrum close to the Fermi-energy.

For any doping, we can identify two regimes; $\Delta \lesssim k_B T$ and $\Delta \gtrsim k_B T$. Note that for underdoped samples, the temperature at which $\Delta \sim k_B T$ is around 150K, which is expected to *decrease* with doping).

A. $\Delta \lesssim k_B T$

In this regime, we may neglect the temperature dependence of the spectral function compared to that of the Fermi-functions in the calculation of the thermopower. Now, we saw in the previous section that simply treating the spectral function as an energy and momentum-independent constant was insufficient to calculate the thermopower, as we need to include particle-hole asymmetry to obtain a non-zero result. Further, since the out-of-plane hopping integral now depends on the in-plane momentum, we cannot apply our previous argument with great accuracy.

Instead, we rewrite our expressions for the thermopower and $(\partial\mu/\partial T)_{N,V}$ in terms of the energy-dependent conductivity, $\sigma_c(\epsilon) = \sum_{\mathbf{k}} t_c(\mathbf{k})^2 A^2(\mathbf{k}, \epsilon)$, and density of states, $\nu(\epsilon) = \sum_{\mathbf{k}} A(\mathbf{k}, \epsilon)$, respectively:

$$S_c = \frac{\int_{-\infty}^{\infty} d\epsilon \sigma_c(\epsilon) \frac{\epsilon - \mu}{eT} \left(\frac{\partial f}{\partial \epsilon} \right)}{\int_{-\infty}^{\infty} d\epsilon \sigma_c(\epsilon) \left(\frac{\partial f}{\partial \epsilon} \right)}, \quad (13)$$

$$\left(\frac{\partial \mu}{\partial T} \right)_V = \frac{\int_{-\infty}^{\infty} d\epsilon \nu(\epsilon) \frac{\epsilon - \mu}{T} \left(\frac{\partial f}{\partial \epsilon} \right)}{\int_{-\infty}^{\infty} d\epsilon \nu(\epsilon) \left(\frac{\partial f}{\partial \epsilon} \right)}. \quad (14)$$

Since the spectral function is essentially featureless in this regime, and assuming that the chemical potential lies away from any sharp features in the underlying lattice density of states (van-Hove points, for example), one may evaluate the integrals above by the usual Sommerfeld approximation [31];

$$S_c = -\frac{\pi^2}{3} \frac{k_B^2 T}{e} \frac{\sigma'_c(\epsilon_F)}{\sigma_c(\epsilon_F)}, \quad (15)$$

$$\left(\frac{\partial \mu}{\partial T} \right)_V = -\frac{\pi^2}{3} k_B^2 T \frac{\nu'(\epsilon_F)}{\nu(\epsilon_F)}, \quad (16)$$

where the prime indicates differentiation with respect to energy. Because the conductivity and density of states are approximately independent of temperature, the only temperature dependence comes from the Fermi functions. Therefore, both the thermopower and $(\partial\mu/\partial T)_{N,V}$ in this regime should be linear in temperature, in accordance with the results presented in figure 1(a). In this case, we see that eS_c will be proportional to $(\partial\mu/\partial T)_{N,V}$, where the constant of proportionality will vary from unity due to the reasons described in section IV.

We note several points of interest. First, tunneling spectroscopy of this compound [32] shows that at high temperatures the density of states is fairly smooth and temperature independent, but is not constant in energy. This justifies us using the Sommerfeld approximation to evaluate integrals above. If we use the data to estimate the value of the quantity $\nu'(\epsilon_F)/\nu(\epsilon_F)$, we obtain a value of around $-1/(0.5\text{eV})$. The minus sign implies the thermopower will be overall *positive*, consistent with experiment.

Second, the quantity $\sigma'_c(\epsilon_F)/\sigma_c(\epsilon_F)$ also has the dimensions of inverse energy, and is of the order $1/\epsilon_F$ for free electrons. If we use the data in figure 1a) and equation (15) to estimate the size of this energy scale, we obtain a value of $\approx 0.6\text{eV}$ for $p = 0.2$. This is comparable to the effective bandwidth in the cuprates [28], and is also consistent with the energy scale obtained from tunneling spectroscopy.

It seems that the c-axis thermopower in this regime is very similar to that of free electrons (albeit with a reduced bandwidth), despite that fact that the excitations involved in transport are highly incoherent. One reason for this is simply Fermi statistics. At low temperatures, transport is entirely determined by properties close to the Fermi surface, and so the presence of large amounts of spectral weight at high energies is irrelevant. Although there is much less spectral weight near the Fermi energy than for free electrons, this is not noticed in the thermopower because it is a *ratio* of correlation functions. The unusually high c-axis resistivity is due in part to the very small value of t_c , but again this will have no effect on the thermopower.

Last, we note that our result also has implications for the c-axis resistivity. The correlation function L_c^{11} appearing in the thermopower is just the c-axis conductivity, and so our analysis above would imply that in this temperature region the conductivity should be approximately constant. This does seem to be the case experimentally for overdoped samples [33], where the temperature at which deviations from linearity is seen decreases with increased doping, as expected. For highly

overdoped samples in which the pseudogap vanishes completely, Yusuf *et al* [34] have described the electronic state as a ‘quasiparticle liquid’. In such a state, low temperature transport properties are determined by the quasiparticle peak at the chemical potential, but the self-energy has a non-Fermi liquid form.

To understand the value of the ratio s_V/eS_c seen in figure 1c), we need to relate $(\partial\mu/\partial T)_{N,V} = -(\partial\mathcal{S}/\partial N)_{T,V}$ to the entropy per particle, \mathcal{S}/N . Using standard thermodynamic relations [35], we find

$$\begin{aligned} \left(\frac{\partial\mu}{\partial T}\right)_{N,V} &= \left(\frac{\partial\mu}{\partial T}\right)_{N,P} + \frac{V}{N} \left(\frac{\partial P}{\partial T}\right)_{N,V} \\ &= -\frac{\mathcal{S}}{N} + \frac{V}{N} \frac{\alpha_{elec}}{\kappa_{elec}}, \end{aligned} \quad (17)$$

where P is the pressure, $\alpha_{elec} = (1/V)(\partial V/\partial T)_P$ is the electronic contribution to the thermal expansion coefficient, and $\kappa_{elec} = (-1/V)(\partial V/\partial P)_T$ is the electronic contribution to the isothermal compressibility. Although the thermal expansion coefficient and compressibility can be measured experimentally, it is rather more difficult to isolate the electronic contribution. We have calculated all three quantities appearing in the first line of equation (17) for free electrons in 3 dimensions. All are of the same order of magnitude, proportional to $k_B T/\epsilon_F$ for $k_B T \ll \epsilon_F$, and so must be included in calculating the ratio s_V/eS_c . If we define $C(p) = (\partial\mu/\partial T)_{N,V}/eS_c$, then we find

$$\frac{s_V}{eS_c} = pC(p) \left(-1 + \frac{V}{N} \left(\frac{\partial P}{\partial \mu}\right)_{N,V} \right). \quad (18)$$

This implies that the ratio is expected to be independent of temperature, although may not be proportional to p if C or $(\partial P/\partial \mu)_{N,V}$ depend on p .

B. $\Delta \lesssim k_B T$

In this temperature regime, the temperature dependence due to the opening pseudogap needs to be included in the calculation of the thermopower. As the pseudogap opens, it reduces the spectral weight near the Fermi surface, and will therefore cause the resistivity to increase, as seen experimentally. We would therefore expect a deviation from linearity in the temperature dependence of the c-axis thermopower, as seen in figure 1(a). Further, we would predict that the deviation from linearity should occur at a higher temperatures for lower doping, again consistent with the experiment.

The appearance of a gap in the spectrum means that the thermopower should resemble that of a semiconductor, whose thermopower is given by $S \sim (E_{av} - \mu)/k_B T$ [20]. Here, E_{av} is the average energy of the carriers, and so in Bi2212 the quantity $E_{av} - \mu$ is roughly the size of

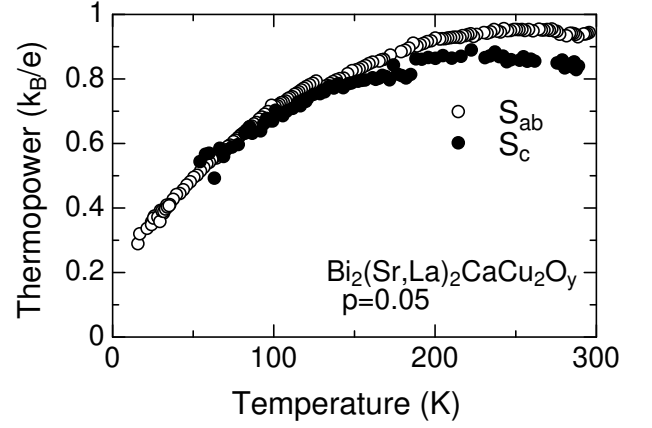


FIG. 3: In-plane and out-of-plane thermopower of insulating $\text{Bi}_2(\text{Sr,La})_2\text{CaCu}_2\text{O}_8$ single crystals.

the pseudogap. We see that the thermopower increases at lower temperatures, which is what is observed in Bi2212 when the pseudogap becomes appreciable.

Turning our attention now to $(\partial\mu/\partial T)_{N,V}$, we first note that from equation (9), there will now be extra terms coming from the temperature dependence of the spectral function. Secondly, the development of structure in the spectral function will cause the first and second powers of this quantity to differ substantially. Therefore, we would predict that in this temperature regime, the relationship between the thermopower and $(\partial\mu/\partial T)_{N,V}$ (and hence between the thermopower and the entropy per particle) should be non-trivial. This explains strong deviation of the ratio s_V/eS_c as the transition temperature is approached.

To conclude our discussion of Bi2212, we consider the thermopower in the undoped compound. Figure 3 shows S_c and S_{ab} for the parent insulator $\text{Bi}_2(\text{Sr,La})_2\text{CaCu}_2\text{O}_8$. Remarkably, the thermopower of the insulator is nearly isotropic, which implies that mechanism of transport in the insulating state is the same in- and out-of-plane. It has been proposed that the in-plane resistivity and thermopower [36] can be explained in terms of three-dimensional variable-range hopping [37]. This approach gives $S_{ab} \sim \sqrt{T}$ at low temperatures, and hence one may infer from the data that $S_c \sim \sqrt{T}$ also.

We note that our previous theory for c-axis transport should still apply in the insulating compound, and hence one should be able to derive the result $S_c \sim \sqrt{T}$ from the temperature dependence of the spectral function for the insulating compound. This may also imply that the in-plane physics of the insulator is essentially single-particle in nature, and vertex corrections to transport quantities are negligible. Finally, the relationship of the thermopower of the insulating compound to the entropy will almost certainly be quite complicated, since we saw in section II that the ratio s_V/eS_c became more temperature dependent for lower doping.

VI. SUMMARY

In this paper we have investigated the c-axis thermopower in a quasi-two dimensional material. We have presented experimental results for the c-axis thermopower of $\text{Bi}_2(\text{Sr},\text{La})_2\text{CaCu}_2\text{O}_8$ single crystals. We presented a model for c-axis transport, and calculated the thermopower in terms of the single-particle spectral function. We have found that the observed temperature dependence of the thermopower is broadly consistent with temperature dependence of the spectral function as measured in ARPES. The thermopower takes a free-electron form for temperatures larger than the pseudogap, and increases at lower temperatures, analogous to a semiconductor. We also note that this is consistent with the observed behavior of the c-axis resistivity.

Finally, we have investigated the relationship between the c-axis thermopower and the entropy of the carriers. Mathematically, we have shown that the c-axis thermopower is more closely related to $(\partial\mu/\partial T)_{N,V}$ than the entropy itself. Indeed, in the high-temperature regime, all three quantities have been shown to be linear in temperature, while their behavior at lower temperatures differs considerably. The value of the ratio s_v/eS_c contains many contributions, and will in general take a value quite different to unity.

The authors would like to thank K. Tanaka, A. Fujimori and T. Tohyama for fruitful discussion. This research was partially supported by the Ministry of Education, Culture, Sports, Science and Technology, Grant-in-Aid for Scientific Research (C), 2001, No. 13640374, The Royal Society and EPSRC.

-
- [1] T. Ito, H. Takagi, S. Ishibashi, T. Ido and S. Uchida, *Nature* **350**, (1991) 596.
 - [2] H. Kontani, *J. Phys. Soc. Jpn.* **70** (2001) 2840.
 - [3] K. Behnia, D. Jaccard and J. Flouquet, *J. Phys. C* **16** (2004), 5187.
 - [4] K. Miyake and H. Kohno, *J. Phys. Soc. Jpnm* **74** (2005), 254.
 - [5] V. Zlatić, R. Monnier, J. Freericks, K. W. Becker, *cond-mat/0512288*.
 - [6] G. Beni, *Phys. Rev. B* **10** (1974), 2186.
 - [7] P. M. Chaikin and G. Beni, *Phys. Rev. B* **13** (1976), 647.
 - [8] T. Kitajima, T. Takayanagi, T. Takemura and I. Terasaki, *J. Phys. Condens. Matter* **11** (1999), 3169.
 - [9] T. Takayanagi, M. Kogure, and I. Terasaki, *J. Phys. Condens. Matter* **14** (2002), 1361.
 - [10] T. Fujii and I. Terasaki, *Physica C* 392-396 (2003), 238.
 - [11] T. Watanabe, T. Fujii and A. Matsuda, *Phys. Rev. Lett.* **79** (1997), 2113.
 - [12] S. D. Obertelli, J. R. Cooper and J. L. Tallon *Phys. Rev. B* **46** (1992), 14928.
 - [13] T. Fujii, I. Terasaki, and A. Matsuda, *Physica C* 408-410 (2004), 647.
 - [14] J. W. Loram, J. L. Luo, J. R. Cooper, W. Y. Liang and J. L. Tallon, *Physica C* 341-348 (2000), 831.
 - [15] R. H. McKenzie and P. Moses, *Phys. Rev. Lett.* **81** (1998), 4492.
 - [16] T. Watanabe, T. Fujii, A. Matsuda, *Phys. Rev. Lett.* **79** (1997), 2113.
 - [17] G. D. Mahan, “*Many Particle Physics*”, 2nd Edition, 1990, Plenum Press, Chapter 3
 - [18] This formalism was originally developed in the study of metal-insulator junctions (see Mahan, *op cit*), and has been used by a number of authors to describe the c-axis resistivity. See, for example, A. J. Schofield and J. R. Cooper, *Phys. Rev. B* **62** (2000), 10779; K. G. Sandeman and A. J. Schofield, *Phys. Rev. B* **63** (2001), 094510.
 - [19] S. R. deGroot, “*Thermodynamics of Irreversible processes*”, 1951, North Holland Publishing Company, Chapter 8.
 - [20] R. R. Heikes and R. W. Ure, “*Thermoelectricity: Science and Engineering*”, 1961, Interscience Publishers.
 - [21] To do the integrals in this limit, one approximates the quasi-particle peak as a Lorentzian of width $1/\tau(\mathbf{k})$, and takes the zeroth order Taylor expansion of the other terms in the integrand about the peak. This is equivalent to making the replacements $A(\mathbf{k}, \epsilon) \rightarrow 2\pi\delta(\epsilon - \epsilon(\mathbf{k}))$, $A^2(\mathbf{k}, \epsilon) \rightarrow 2\pi\tau(\mathbf{k})\delta(\epsilon - \epsilon(\mathbf{k}))$.
 - [22] J. M. Ziman, “*Principles of the Theory of Solids*”, 1972, Cambridge University Press, Chapter 7.
 - [23] Y. Maeno *et al*, *J. Phys. Soc. Jpn.* **66** (1997), 1405.
 - [24] C. Bergemann *et al*, *Phys. Rev. Lett.* **84** (2000), 2662.
 - [25] In the presence of several conductivity channels, the total thermopower is given by $S = \sum_i \sigma_i S_i / \sum_i \sigma_i$, where S_i and σ_i are the thermopower and conductivity of the i th channel respectively. This follows from a trivial extension of equation (3) to several channels.
 - [26] T. Xiang and J. M. Wheatley, *Phys. Rev. Lett.* **77** (1996), 4632.
 - [27] For a full review of the pseudogap behavior in Bi2212 , see, for example: A. Damascelli, Z. Hussain and Z. -X. Shen, *Rev. Mod. Phys.* **75** (2003), 473.
 - [28] E. Dagotto, *Rev. Mod. Phys.* **66** (1994), 763.
 - [29] A. Kaminski *et al*, *Phys. Rev. Lett.* **90** (2003), 207003.
 - [30] J. C. Campuzano *et al*, *Phys. Rev. Lett.* **83** (1999), 3709.
 - [31] N. W. Ashcroft and N. D. Mermin, “*Solid State Physics*”, 1976, Saunders College Publishing, Chapter 13.
 - [32] Ch. Renner *et al*, *Phys. Rev. Lett.* **80** (1998), 149.
 - [33] T. Watanabe, T. Fujii and A. Matsuda, *Phys. Rev. Lett.* **84** (2000), 5848.
 - [34] Z. M. Yusuf *et al*, *Phys. Rev. Lett.* **88** (2002), 167006.
 - [35] L. D. Landau and E. M. Lifshitz, “*Statistical Physics Part 1*”, Course of Theoretical Physics volume 5, 3rd Edition, 1980, Butterworth-Heinemann, §16.
 - [36] T. Takemura, T. Kitajima, T. Sugaya and I. Terasaki, *J. Phys. Condens. Matter* **12** (2000), 6199.
 - [37] M. J. Burns and P. M. Chaikin, *Phys. Rev. B* **27** (1983), 5924.