

Topologically protected quantum gates for computation with non-Abelian anyons in the Pfaffian quantum Hall state

Lachezar S. Georgiev

Institute for Nuclear Research and Nuclear Energy, 72 Tsarigradsko Chaussee, 1784 Sofia, Bulgaria

(Dated: January 25, 2020)

We extend the topological quantum computation scheme using the Pfaffian quantum Hall state, which has been recently proposed by Das Sarma et al., in a way that might potentially allow for the topologically protected construction of a universal set of quantum gates. We construct, for the first time, a topologically protected Controlled-NOT gate which is entirely based on quasihole braidings of Pfaffian qubits. All single-qubit gates, except for the $\pi/8$ gate, are also explicitly implemented by quasihole braidings. Instead of the $\pi/8$ gate we try to construct a topologically protected Toffoli gate, in terms of the Controlled-phase gate and CNOT. We also give a topologically protected realization of the Bravyi–Kitaev two-qubit gate g_3 .

PACS numbers: 73.43.-f, 03.67.Lx, 03.67.Mn, 03.67.Pp

One of the spectacular features of the two-dimensional strongly correlated electron systems is that they might possess quasiparticle excitations obeying anyonic exchange statistics [1]. Even more astonishing, the result of some quasiparticles exchanges might not be just phases but non-trivial statistics matrices and such quasiparticles are called non-Abelian. The most prominent non-Abelian candidate is the fractional quantum Hall (FQH) state, which is now routinely observed at filling factor $\nu = 5/2$ in ultra high-mobility samples [2, 3]. This expectation is based on convincing analytical and numerical evidence [4, 5, 6, 7] that this FQH state is most likely in the universality class of the Pfaffian state constructed by Moore and Read [8] using correlation functions of an appropriate $1+1$ dimensional conformal field theory (CFT). While the experiments undoubtedly confirmed that FQH quasiparticle excitations in general carry fractional electric charge [9], the effects of quantum statistics are in principle much more difficult to observe. That is why even Abelian fractional statistics has been experimentally tested only recently [10]. However, it turns out that the non-Abelian excitations might be much easier to observe despite their more complicated structure. Convincing proposals have been made for the detection of the non-Abelian statistics of the quasiparticles in the $\nu = 5/2$ FQH state [11, 12, 13] and in the $\nu = 12/5$ FQH state (anticipated to be the $k = 3$ parafermion Hall state) [14, 15].

In addition to its fundamental significance, the non-Abelian quantum statistics might become of practical importance in another field of quantum theory, the quantum computation [16], which has been developing very fast in the recent years. Although the ideas behind quantum information processing are simply based on the well established fundamental postulates of the quantum theory, its exponentially growing computational power could not have been used in practice so far due to the unavoidable obstacles caused by decoherence as a result of interaction of the qubits with their environment. Even the remarkable breakthrough based on quantum error correction algorithms [16] could not help creating a quantum computer with more than a few qubits. Recently on this background emerged the brilliant idea of *topological quantum computation* (TQC) [17, 18, 19]. Because the interactions leading

to noise and decoherence are presumably local we can try to avoid them by encoding quantum information non-locally, using some global e.g., topological characteristics of the system. This started to be called *topological protection of qubit operations*—quantum information is inaccessible to local interactions, because they cannot distinguish between the computational basis states and hence cannot lead to decoherence [17, 19, 20]. That is why topological gates are believed to be exact operations, which might potentially allow to construct a truly scalable fault-tolerant quantum-computation platform.

The FQH liquid is a perfect candidate for TQC because it possesses a number of topological properties which are universal, i.e., robust against the variations of the interactions details. One could in principle use the braid matrices representing the exchanges of non-Abelian FQH quasiparticles to implement arbitrary unitary transformations [17, 18]. However, because the single qubit space is two-dimensional we need some degeneracy in order to implement the TQC scheme in terms of FQH quasiparticles, i.e., we need degenerate spaces of quasiparticle correlation functions with dimension at least 2. It is well known that the Abelian FQH quasiparticles have degenerate spaces on non-trivial manifolds such as torus. Unfortunately, these constructions are not appropriate for planar systems such as the FQH liquids though some diagonal two-qubit gates can be realized with abelian FQH anyons as in Ref. [21]. On the other hand, the non-Abelian FQH quasiparticles by definition have degenerate spaces even in planar geometry and are therefore better suited for TQC. Another virtue of the TQC scheme is its expected scalability—the solution of the single qubit operations problem might turn out to be the solution in general. The only residual source of noise is due to thermally activated quasiparticle–quasihole pairs which might execute unwanted braids. Fortunately, these processes are exponentially suppressed at low temperature by the energy gap, which leads to astronomical precision of quantum information encoding.

One significant step forward in the field of TQC has been done recently: in a beautiful paper Das Sarma et al. [19, 20] proposed to use the expected non-Abelian statistics of the quasiparticles in the Pfaffian FQH state to construct an ele-

mentary qubit and execute a logical NOT gate on it that could serve as a base for TQC. The construction of the NOT gate is a fairly important issue in the field of quantum computation because it underlies the qubit initialization procedure as well as the construction of the single-qubit gates and the Controlled-NOT (CNOT) gate.

The FQH state at $\nu = 5/2$ has one serious advantage compared to the other candidates for TQC—it is the most stable state, i.e., the one with the highest bulk energy gap, among all FQH states in which non-Abelian quasiparticle statistics is expected to be realized. On the other hand, one big disadvantage of this state is that the quasiparticles braiding matrices cannot be used alone for universal quantum computation because the braid group representation over the Ising model correlation functions is finite [19, 22]. This has to be compared with the FQH state observed at $\nu = 12/5$ [2, 3], whose braid matrices are expected to be universal, but whose energy gap is an order of magnitude lower than the $\nu = 5/2$ one. The motivation for this Letter is to demonstrate that it might be possible to find a complete set of topologically protected quantum gates in the Pfaffian state, though not all of them would be realizable simply in terms of braidings. More precisely, we explicitly construct by braiding the single-qubit Hadamard gate H , phase gate S , and the two-qubit CNOT gate. In addition we propose a candidate for a topologically protected three-qubit Toffoli gate in terms of the two-qubit Controlled- S gate and CNOT. This combination of gates is known to be sufficient for universal quantum computation [16].

The Pfaffian qubit is constructed in terms of the wave functions for the excitations containing 4 quasiholes [19, 20]. For fixed positions of the quasiholes there are two independent functions forming the computational basis, which can be conveniently written as [23]

$$|0\rangle, |1\rangle \Leftrightarrow \Psi_{4\text{qh}}^{(0,1)} = \frac{(\eta_{13}\eta_{24})^{\frac{1}{4}}}{\sqrt{1 \pm \sqrt{x}}} (\Psi_{(13)(24)} \pm \sqrt{x} \Psi_{(14)(23)}) \quad (1)$$

where η_1, \dots, η_4 are the quasiholes positions, x is a CFT invariant crossratio [24]

$$x = \frac{\eta_{14}\eta_{23}}{\eta_{13}\eta_{24}}, \quad \text{and} \quad \eta_{ab} = \eta_a - \eta_b. \quad (2)$$

The explicit form of the functions $\Psi_{(ab)(cd)}$, which are computed as Pfaffians, will not be needed here, we shall only use that they are single-valued in the positions of the quasiholes [23, 25]. A convenient way to fix the positions of the quasiholes is to localize them on antidots [19]. The readout of the qubit state could be efficiently done by measuring the interference pattern of the longitudinal conductance in an electronic Mach-Zehnder interferometer [19, 20, 26].

The basic idea of the TQC is that the single-qubit gates can be realized in terms of the two-dimensional exchange matrices of 4 quasiholes, defined here in the basis (1). In order to obtain the exchange matrix $R_{a,a+1}^{(4)}$ we first exchange the coordinates $\eta_a \leftrightarrow \eta_{a+1}$ in counter-clockwise direction, which changes the crossratio (2) in a tractable way [22], and then use the analytic

properties of the wave functions (1) to extract $R_{a,a+1}^{(4)}$. Thus we find the elementary braid matrices [22] in the basis (1)

$$R_{12}^{(4)} = R_{34}^{(4)} = \begin{pmatrix} 1 & 0 \\ 0 & i \end{pmatrix}, \quad R_{23}^{(4)} = \frac{e^{i\frac{\pi}{4}}}{\sqrt{2}} \begin{pmatrix} 1 & -i \\ -i & 1 \end{pmatrix}, \quad (3)$$

which together with their inverses, generate the entire representation of the braid group. In other words, everything which can be obtained as a result of quasiparticle exchanges could be expressed in terms of the elementary exchange matrices (3). For example, skipping throughout overall phases, the Hadamard gate [16] can be executed by 3 elementary braids

$$H \simeq R_{13}R_{12}^2 = R_{12}^{-1}R_{23}R_{12}^{-1} \simeq \frac{1}{\sqrt{2}} \begin{pmatrix} 1 & 1 \\ 1 & -1 \end{pmatrix} \quad (4)$$

and its braid diagram in terms of the elementary exchanges is shown on Fig. 1. Similarly, the Pauli X gate, first implemented




FIG. 1: Braiding diagram for the Hadamard gate (4) and its symbol (on the right) in standard quantum-computation notation.

in Ref. [19], and the phase gate S [16] are expressed as

$$X = R_{23}^2 = \begin{pmatrix} 0 & 1 \\ 1 & 0 \end{pmatrix}, \quad S = R_{12} = R_{34} = \begin{pmatrix} 1 & 0 \\ 0 & i \end{pmatrix}$$

and their braid diagrams are shown on Figs. 2 and 3, respectively.

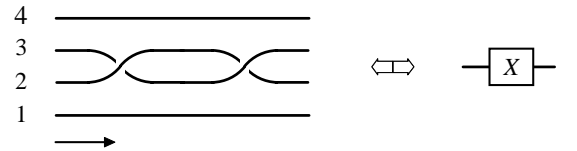


FIG. 2: Braiding diagram for the Pauli X gate.

Notice that $S^2 = Z$, where Z is Pauli Z gate, as it should




FIG. 3: Braiding diagram for the phase gate S

be [16]. The last remaining single-qubit gate, the $\pi/8$ gate

$T = \text{diag}(1, e^{i\pi/4})$, which is necessary for approximating arbitrary single-qubit gate, cannot be realized by exact braidings because $\det T = e^{i\pi/4}$, while $\det R_{a,a+1}^{(4)} = i$. Instead, we will try to construct later the Toffoli gate [16].

It is natural to use 6 quasiholes, as shown on Fig. 4, to construct two-qubit gates, because the 6-quasiholes wave functions form a 4-dimensional space (in general the dimension of the space of wave functions with $2n$ quasiholes with fixed positions [23] is 2^{n-1}). The first two quasiholes determine the state of the control qubit while the last two form the target qubit. Just like with 4 quasiholes the state of a qubit is

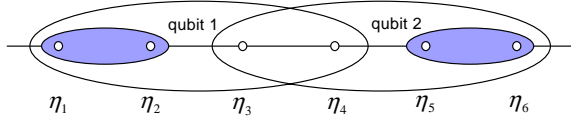


FIG. 4: Two qubits, realized by quasiholes with coordinates $(\eta_1, \eta_2, \eta_3, \eta_4)$ and $(\eta_3, \eta_4, \eta_5, \eta_6)$. The state of qubit 1 is determined by the quasiholes with positions (η_1, η_2) , while the state of qubit 2 by (η_5, η_6) and that is why these two groups are shaded.

$|0\rangle \leftrightarrow \sigma_+ \sigma_+$ if the two quasiholes fuse to the unit operator, or $|1\rangle \leftrightarrow \sigma_+ \sigma_-$ if they fuse to form a Majorana fermion [19]. Here we use that the neutral part of the quasihole is represented by the chiral spin field σ_\pm of the Ising model, with CFT dimension $1/16$, and the subscript \pm denotes its fermion parity [22, 25]. Thus we may define the two-qubit basis by

$$\begin{aligned} |00\rangle &\equiv \langle \sigma_+ \sigma_+ \sigma_+ \sigma_+ \sigma_+ \sigma_+ \rangle, & |01\rangle &\equiv \langle \sigma_+ \sigma_+ \sigma_+ \sigma_- \sigma_+ \sigma_- \rangle \\ |10\rangle &\equiv \langle \sigma_+ \sigma_- \sigma_+ \sigma_- \sigma_+ \sigma_+ \rangle, & |11\rangle &\equiv \langle \sigma_+ \sigma_- \sigma_+ \sigma_+ \sigma_+ \sigma_- \rangle. \end{aligned} \quad (5)$$

which is convenient since if we fuse the first two quasiholes this would project to the second qubit, while if we fuse the last two quasiholes we project to the first qubit [22], i.e.,

$$|\alpha\beta\rangle_{\eta_1 \rightarrow \eta_2} \rightarrow |\beta\rangle, \quad |\alpha\beta\rangle_{\eta_5 \rightarrow \eta_6} \rightarrow |\alpha\rangle. \quad (6)$$

Then the state of the third and the fourth quasiholes are fixed by the conservation of the fermion parity, i.e., if e_i is the parity of σ_{e_i} then $e_3 e_4 = e_1 e_2 e_5 e_6$ [22]. Thus we have only 4 independent states in the space of 6-quasiholes with fixed positions, which correspond to Eq. (5).

Using the two-qubit states definition (5) and the projection (6) it is easy to find the exchange matrices for 6 quasiholes from those for 4 quasiholes. For example, to obtain R_{12} , we may first fuse the last two quasiholes $\eta_5 \rightarrow \eta_6$ and then identify this braid matrix with the tensor product $R_{12}^{(6)} = R_{12}^{(4)} \otimes \mathbb{I}_2$ (the superscript shows the number of quasiholes). Thus the

elementary 6-quasiholes braid matrices are [22]

$$R_{12}^{(6)} = \begin{pmatrix} 1 & 0 & 0 & 0 \\ 0 & 1 & 0 & 0 \\ 0 & 0 & i & 0 \\ 0 & 0 & 0 & i \end{pmatrix}, \quad R_{23}^{(6)} = \frac{e^{i\frac{\pi}{4}}}{\sqrt{2}} \begin{pmatrix} 1 & 0 & -i & 0 \\ 0 & 1 & 0 & -i \\ -i & 0 & 1 & 0 \\ 0 & -i & 0 & 1 \end{pmatrix} \quad (7)$$

$$R_{34}^{(6)} = \begin{pmatrix} 1 & 0 & 0 & 0 \\ 0 & i & 0 & 0 \\ 0 & 0 & i & 0 \\ 0 & 0 & 0 & 1 \end{pmatrix}, \quad R_{45}^{(6)} = \frac{e^{i\frac{\pi}{4}}}{\sqrt{2}} \begin{pmatrix} 1 & -i & 0 & 0 \\ -i & 1 & 0 & 0 \\ 0 & 0 & 1 & -i \\ 0 & 0 & -i & 1 \end{pmatrix} \quad (8)$$

$$R_{56}^{(6)} = \begin{pmatrix} 1 & 0 & 0 & 0 \\ 0 & i & 0 & 0 \\ 0 & 0 & 1 & 0 \\ 0 & 0 & 0 & i \end{pmatrix}. \quad (9)$$

One of the main advantages of our two-qubit construction (5), shown on Fig. 4, is that it is straight forward to execute various two-qubit gates by braiding. For example, using the explicit braid matrices from Eqs. (7), (8) and (9), it is easily verified that the CNOT gate can be implemented, in the basis (5), by

$$\text{CNOT} = R_{34}^{-1} R_{45} R_{34} R_{12} R_{56} R_{45} R_{34}^{-1} = \begin{pmatrix} 1 & 0 & 0 & 0 \\ 0 & 1 & 0 & 0 \\ 0 & 0 & 0 & 1 \\ 0 & 0 & 1 & 0 \end{pmatrix}, \quad (10)$$

whose braid diagram is shown on Fig. 5. An equivalent re-

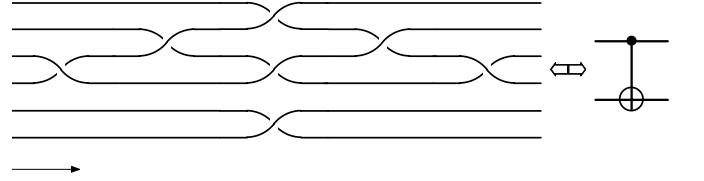


FIG. 5: The braid diagram for the Controlled-NOT gate executed by 7 elementary 6-quasiparticle braids corresponding to Eq. (10).

alization would be $\text{CNOT} = R_{56} R_{45} R_{56}^{-1} R_{34}^{-1} R_{12} R_{45} R_{56}$ giving precisely the same result as in Eq. (10). It is quite remarkable that the CNOT gate can be implemented entirely in terms of 6-quasiholes braidings which certainly guarantees its exactness and topological protection. The best achievement in this direction so far has been the realization of a Controlled-Z precursor [20] by taking (η_5, η_6) around η_1 , which corresponds in our approach to $R_{15}^2 R_{16}^2 \simeq R_{56}^2$, i.e., expressed in terms of elementary braids (skipping the superscript “(6)” of R)

$$\begin{aligned} \widetilde{\text{CZ}} &= R_{12}^{-1} R_{23}^{-1} R_{34}^{-1} R_{45} R_{56}^2 R_{45} R_{34} R_{23} R_{12} \\ &= \text{diag}(1, -1, 1, -1). \end{aligned}$$

However, this must be supplemented by the Bravyi–Kitaev procedure [20] in which the quasiholes with positions η_1 and η_2 are split only if their qubit is in the state $|1\rangle$, thus removing the minus sign on the second row.

In order to make our scheme universal we may try, instead of using T , to construct the Toffoli gate Controlled-Controlled-NOT (CCNOT) in terms of the Controlled-Controlled-Z gate (CCZ) and the Hadamard gate acting on

the target qubit CCNOT = H_3 CCZ H_3 . When the third qubit is defined by 2 more quasiholes at η_7 and η_8 , it is easy to construct the Hadamard gates in terms of the exchange matrices for 8 quasiholes (skipping the superscript “(8)” of R), e.g., $H_1 = H \otimes \mathbb{I}_4 \simeq R_{12}^{-1} R_{23}^{-1} R_{12}^{-1}$ and $H_3 = \mathbb{I}_4 \otimes H \simeq \text{CNOT}_2 R_{56}^{-1} R_{67}^{-1} R_{56}^{-1} \text{CNOT}_2$, where $\text{CNOT}_2 = \mathbb{I}_2 \otimes \text{CNOT} \simeq H_1 R_{78} R_{67} R_{78}^{-1} R_{56}^{-1} R_{12}^{-1} R_{12} R_{67} R_{78} H_1 R_{34} R_{12}^{-1}$. The exchange matrices for 8 quasiholes can be recursively expressed in terms of those for 6 quasiholes as follows: $R_{12}^{(8)} = R_{12}^{(6)} \otimes \mathbb{I}_2$, $R_{23}^{(8)} = R_{23}^{(6)} \otimes \mathbb{I}_2$, $R_{34}^{(8)} = R_{34}^{(6)} \otimes \mathbb{I}_2$, $R_{45}^{(8)} = R_{45}^{(6)} \otimes \mathbb{I}_2$, $R_{56}^{(8)} = \mathbb{I}_2 \otimes R_{34}^{(6)}$, $R_{67}^{(8)} = \mathbb{I}_2 \otimes R_{45}^{(6)}$ and $R_{78}^{(8)} = \mathbb{I}_2 \otimes R_{56}^{(6)}$. Note that, due to a specific feature built into the braid group representation, it may not be always possible to represent exactly the single- and two- qubit gates in the three-qubit basis [22]. Next, because $Z = S^2$, we could construct [16] the CCZ gate with the circuit shown on Fig. 6, using the CNOT gate (10)

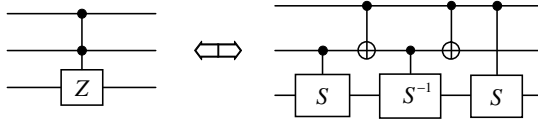


FIG. 6: The Controlled-Controlled-Z gate realized by the Controlled-S gate and CNOT.

and the Controlled-S gate (CS) defined in the basis (5) by $\text{CS} = \text{diag}(1, 1, 1, i)$. We can try to realize the CS gate using as a braid-group based precursor the braid matrix $R_{56}^{(6)}$ in Eq. (9) supplementing it by the Bravyi–Kitaev construction to split the first qubit into two separated quasiholes at η_1 and η_2 only if it is in the state $|1\rangle$.

The construction of the CNOT gate in Eq. (10) suggests another possibility to realize the CCZ gate using as a braid-group based precursor the diagonal matrix

$$\begin{aligned} \widetilde{\text{CCZ}} &\equiv \left(R_{12}^{(8)}\right)^{-1} R_{34}^{(8)} R_{56}^{(8)} \left(R_{78}^{(8)}\right)^{-1} \\ &= \text{diag}(1, 1, -1, 1, 1, 1, 1, -1) \end{aligned} \quad (11)$$

and apply again the Bravyi–Kitaev construction that the first qubit is split into two charge-1/4 quasiholes only if it is in the state $|1\rangle$ in order to remove the minus sign on the third row. This is precisely the same situation as with the CZ precursor of Ref. [20] where the Bravyi–Kitaev construction removing the minus sign on the second row of their gate g_2 is believed to be realizable by tilted interferometry in planar geometry. Note that the tilted interferometry realization of the Bravyi–Kitaev construction [20] for Eq. (11) could eventually provide us with a topologically protected CCZ gate, hence, with a universal set of topologically protected gates that are sufficient for universal quantum computation with Pfaffian qubits.

Alternatively, to make our scheme universal, we could use the unprotected $\pi/8$ gate U_P of Ref. [20], or use the magic states of Ref. [27], such as $|H\rangle = \cos(\pi/8)|0\rangle + \sin(\pi/8)|1\rangle$, which in principle allow to build the T gate, while being simpler to construct than the $\pi/8$ gate itself.

While not necessary for our TQC scheme, we give below for reference another important two-qubit gate, the g_3 gate of Bravyi–Kitaev [20], in terms of the 6-quasihole exchange matrix $R_{16} = R_{12}^{-1} R_{23}^{-1} R_{34}^{-1} R_{45}^{-1} R_{56} R_{45} R_{34} R_{23} R_{12} \simeq g_3$.

In conclusion we have demonstrated that it might indeed be possible to build a universal quantum computer with topologically protected quantum gates realized by quasiparticle braidings in the FQH state at $\nu = 5/2$. Our quantum computation scheme is based on the Hadamard gate H , the phase gate S , the CNOT and possibly the Toffoli gate expressed in terms of the Controlled-S gate.

I thank Chetan Nayak and Michael Geller for useful discussions. This work has been partially supported by the FP5-EUCLID Network Program HPRN-CT-2002-00325 and by the BG-NCSR under Contract No. F-1406.

-
- [1] F. Wilczek, *Fractional statistics and anyon superconductivity* (World Scientific, Singapore, 1990).
 - [2] J. Eisenstein, K. Cooper, L. Pfeiffer, and K. West, Phys. Rev. Lett. **88**, 076801 (2002).
 - [3] J. Xia, W. Pan, C. Vicente, E. Adams, N. Sullivan, H. Stormer, D. Tsui, L. Pfeiffer, K. Baldwin, and K. West, Phys. Rev. Lett. **93**, 176809 (2004).
 - [4] R. Morf, Phys. Rev. Lett. **80**, 1505 (1998).
 - [5] E. Rezayi and F. Haldane, Phys. Rev. Lett. **84**, 4685 (2000).
 - [6] N. Read and D. Green, Phys. Rev. **B61**, 10267 (2000).
 - [7] D. Ivanov, Phys. Rev. Lett. **86**, 268 (2001).
 - [8] G. Moore and N. Read, Nucl. Phys. **B360**, 362 (1991).
 - [9] de Picciotto, M. Reznikov, M. Meiblum, V. Umansky, G. Bunin, and D. Mahalu, Nature (London) **389**, 162 (1997).
 - [10] F. E. Camino, W. Zhou, and V. J. Goldman, Phys. Rev. Lett. **95**, 246802 (2005).
 - [11] A. Stern and B. I. Halperin, Phys. Rev. Lett. **94**, 016802 (2006).
 - [12] P. Bonderson, A. Kitaev, and K. Shtengel, Phys. Rev. Lett. **96**, 016803 (2006).
 - [13] L. S. Georgiev and M. R. Geller, Phys. Rev. **B 73**, 205310 (2006).
 - [14] P. Bonderson, K. Shtengel, and J. K. Slingerland (2006), cond-mat/0601242.
 - [15] S. B. Chung and M. Stone, Phys. Rev. **B 73**, 245311 (2006).
 - [16] M. Nielsen and I. Chuang, *Quantum Computation and Quantum Information* (Cambridge University Press, 2000).
 - [17] A. Kitaev, Ann. of Phys. (N.Y.) **303**, 2 (2003).
 - [18] M. Freedman, M. Larsen, and Z. Wang, Commun. Math. Phys. **227**, 605 (2002).
 - [19] S. D. Sarma, M. Freedman, and C. Nayak, Phys. Rev. Lett. **94**, 166802 (2005).
 - [20] M. Freedman, C. Nayak, and K. Walker, cond-mat/0512066.
 - [21] D. Averin and V. Goldman, Solid State Commun. **121**, 25 (2002).
 - [22] L. S. Georgiev, in preparation (2006).
 - [23] C. Nayak and F. Wilczek, Nucl. Phys. **B 479**, 529 (1996).
 - [24] P. Di Francesco, P. Mathieu, and D. Sénéchal, *Conformal Field Theory* (Springer-Verlag, New York, 1997).
 - [25] L. Georgiev, Nucl. Phys. **B 651**, 331 (2003).
 - [26] Y. Ji, Y. Chung, D. Sprinzak, M. Heiblum, D. Mahalu, and H. Shtrikman, Nature **422**, 415 (2003).
 - [27] S. Bravyi and A. Kitaev, Phys. Rev. **A 71**, 022316 (2005).