

# Topologically protected Hadamard, phase and Controlled-NOT gates for quantum computation with non-Abelian anyons in the Pfaffian quantum Hall state

Lachezar S. Georgiev

*Institute for Nuclear Research and Nuclear Energy, 72 Tsarigradsko Chaussee, 1784 Sofia, Bulgaria*

(Dated: May 25, 2019)

We extend the topological quantum computation scheme using the Pfaffian quantum Hall state, which has been recently proposed by Das Sarma et al., in a way that might potentially allow for the topologically protected construction of a universal set of quantum gates. We construct, for the first time, a topologically protected Controlled-NOT gate which is entirely based on quasihole braidings of Pfaffian qubits. All single-qubit gates, except for the  $\pi/8$  gate, are also explicitly implemented by quasihole braidings. Instead of the  $\pi/8$  gate we try to construct a topologically protected Toffoli gate, in terms of the Controlled-phase gate and CNOT. We also give a topologically protected realization of the Bravyi–Kitaev two-qubit gate  $g_3$ .

PACS numbers: 73.43.-f, 03.67.Lx, 03.67.Mn, 03.67.Pp

One of the spectacular features of the two-dimensional strongly correlated electron systems is that they might possess quasiparticle excitations obeying anyonic exchange statistics [1]. Even more astonishing, the result of some quasiparticles exchanges might not be just phases but non-trivial statistics matrices and such quasiparticles are called non-Abelian. The most prominent non-Abelian candidate is the fractional quantum Hall (FQH) state, which is now routinely observed at filling factor  $\nu = 5/2$  in ultra high-mobility samples [2, 3]. This expectation is based on convincing analytical and numerical evidence [4, 5, 6, 7] that this FQH state is most likely in the universality class of the Pfaffian state constructed by Moore and Read [8] using correlation functions of an appropriate  $1+1$  dimensional conformal field theory (CFT). While the experiments undoubtedly confirmed that FQH quasiparticle excitations in general carry fractional electric charge [9], the effects of quantum statistics are in principle much more difficult to observe. That is why even Abelian fractional statistics has been experimentally tested only recently [10]. However, it turns out that the non-Abelian excitations might be much easier to observe despite their more complicated structure. Convincing proposals have been made for the detection of the non-Abelian statistics of the quasiparticles in the  $\nu = 5/2$  FQH state [11, 12, 13] and in the  $\nu = 12/5$  FQH state (anticipated to be the  $k = 3$  parafermion Hall state) [14, 15].

In addition to its fundamental significance, the non-Abelian quantum statistics might become of practical importance in another field of quantum theory, the quantum computation [16], which has been developing very fast in the recent years. Although the ideas behind quantum information processing are simply based on the well established fundamental postulates of the quantum theory, its exponentially growing computational power could not have been used in practice so far due to the unavoidable obstacles caused by decoherence as a result of interaction of the qubits with their environment. Even the remarkable breakthrough based on quantum error correction algorithms [16] could not help creating a quantum computer with more than a few qubits. Recently on this background emerged the brilliant idea of *topological quantum computation* (TQC) [17, 18, 19]. Because the interactions leading

to noise and decoherence are presumably local we can try to avoid them by encoding quantum information non-locally, using some global e.g., topological characteristics of the system. This started to be called *topological protection of qubit operations*—quantum information is inaccessible to local interactions, because they cannot distinguish between the computational basis states and hence cannot lead to decoherence [17, 18, 20]. That is why topological gates are believed to be exact operations, which might potentially allow to construct a truly scalable fault-tolerant quantum-computation platform.

The FQH liquid is a perfect candidate for TQC because it possesses a number of topological properties which are universal, i.e., robust against the variations of the interactions details. One could in principle use the braid matrices representing the exchanges of non-Abelian FQH quasiparticles to implement arbitrary unitary transformations [18, 19]. However, because the single qubit space is two-dimensional we need some degeneracy in order to implement the TQC scheme in terms of FQH quasiparticles, i.e., we need degenerate spaces of quasiparticle correlation functions with dimension at least 2. It is well known that the Abelian FQH quasiparticles have degenerate spaces on non-trivial manifolds such as torus. Unfortunately, these constructions are not appropriate for planar systems such as the FQH liquids. On the other hand, the non-Abelian FQH quasiparticles by definition have degenerate spaces even in planar geometry and are therefore better suited for TQC. Another virtue of the TQC scheme is its expected scalability—the solution of the single qubit operations problem might turn out to be the solution in general. The only residual source of noise is due to thermally activated quasiparticle–quasihole pairs which might execute unwanted braids. Fortunately, these processes are exponentially suppressed at low temperature by the energy gap, which leads to astronomical precision of quantum information encoding.

One significant step forward in the field of TQC has been done recently: in a beautiful paper Das Sarma et al. [17, 20] proposed to use the expected non-Abelian statistics of the quasiparticles in the Pfaffian FQH state to construct an elementary qubit and execute a logical NOT gate on it that could serve as a base for TQC. The construction of the NOT gate is a

fairly important issue in the field of quantum computation because it underlies the qubit initialization procedure as well as the construction of the single-qubit gates and the Controlled-NOT (CNOT) gate.

The FQH state at  $\nu = 5/2$  has one serious advantage compared to the other candidates for TQC—it is the most stable state, i.e., the one with the highest bulk energy gap, among all FQH states in which non-Abelian quasiparticle statistics is expected to be realized. On the other hand, one big disadvantage of this state is that the quasiparticles braiding matrices cannot be used alone for universal quantum computation because the braid group representation over the Ising model correlation functions is finite [17, 21]. This has to be compared with the FQH state observed at  $\nu = 12/5$  [2, 3], whose braid matrices are expected to be universal, but whose energy gap is an order of magnitude lower than the  $\nu = 5/2$  one. The motivation for this Letter is to demonstrate that it might be possible to find a complete set of topologically protected quantum gates in the Pfaffian state, though not all of them would be realizable simply in terms of braidings. More precisely, we explicitly construct by braiding the single-qubit Hadamard gate  $H$ , phase gate  $S$ , and the two-qubit CNOT gate. In addition we propose a candidate for a topologically protected three-qubit Toffoli gate in terms of the two-qubit Controlled- $S$  gate and CNOT. This combination of gates is known to be sufficient for universal quantum computation [16].

The Pfaffian qubit is constructed in terms of the wave functions for the excitations containing 4 quasiholes [17, 20]. For fixed positions of the quasiholes there are two independent functions forming the computational basis, which can be conveniently written as [23]

$$|0\rangle, |1\rangle \Leftrightarrow \Psi_{4\text{qh}}^{(0,1)} = \frac{(\eta_{13}\eta_{24})^{\frac{1}{4}}}{\sqrt{1 \pm \sqrt{x}}} (\Psi_{(13)(24)} \pm \sqrt{x} \Psi_{(14)(23)}) \quad (1)$$

where  $\eta_1, \dots, \eta_4$  are the quasiholes positions,  $x$  is a CFT invariant crossratio [22]

$$x = \frac{\eta_{14}\eta_{23}}{\eta_{13}\eta_{24}}, \quad \text{and} \quad \eta_{ab} = \eta_a - \eta_b. \quad (2)$$

The explicit form of the functions  $\Psi_{(ab)(cd)}$ , which are computed as Pfaffians, will not be needed here, we shall only use that they are single-valued in the positions of the quasiholes [23, 24]. A convenient way to fix the positions of the quasiholes is to localize them on antidots [17]. The readout of the qubit state could be efficiently done by measuring the interference pattern of the longitudinal conductance in an electronic Mach-Zehnder interferometer [17, 20, 25].

The basic idea of the TQC is that the single-qubit gates can be realized in terms of the two-dimensional exchange matrices of 4 quasiholes, defined here in the basis (1). In order to obtain the exchange matrix  $R_{a,a+1}$  we first exchange the coordinates  $\eta_a \leftrightarrow \eta_{a+1}$  in counter-clockwise direction, which changes the crossratio (2) in a tractable way [21], and then use the analytic properties of the wave functions (1) to extract  $R_{a,a+1}$ . Thus

we find the elementary braid matrices [21] in the basis (1)

$$R_{12} = R_{34} = \begin{pmatrix} 1 & 0 \\ 0 & i \end{pmatrix}, \quad R_{23} = \frac{e^{i\frac{\pi}{4}}}{2} \begin{pmatrix} 1+i & 1-i \\ 1-i & 1+i \end{pmatrix}, \quad (3)$$

which together with their inverses, generate the entire representation of the braid group. In other words, everything which can be obtained as a result of quasiparticle exchanges could be expressed in terms of the elementary exchange matrices (3). For example, skipping throughout overall phases, the Hadamard gate [16] can be executed by 3 elementary braids

$$H \simeq R_{13}R_{12}^2 = R_{12}^{-1}R_{23}R_{12}^{-1} \simeq \frac{1}{\sqrt{2}} \begin{pmatrix} 1 & 1 \\ 1 & -1 \end{pmatrix} \quad (4)$$

and its braid diagram in terms of the elementary exchanges is shown on Fig. 1. Similarly, the Pauli  $X$  gate, first implemented




FIG. 1: Braiding diagram for the Hadamard gate (4) and its symbol (on the right) in standard quantum-computation notation.

in Ref. [17], and the phase gate  $S$  [16] are expressed as

$$X \simeq R_{23}^2 = \begin{pmatrix} 0 & 1 \\ 1 & 0 \end{pmatrix}, \quad S \simeq R_{12} = R_{34} = \begin{pmatrix} 1 & 0 \\ 0 & i \end{pmatrix}$$

and their braid diagrams are shown on Figs. 2 and 3, respectively.

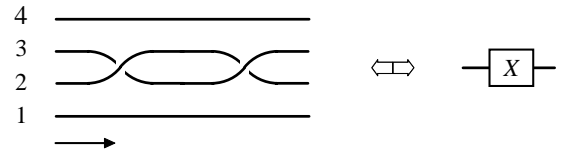


FIG. 2: Braiding diagram for the Pauli  $X$  gate.

tively. Notice that  $S^2 = Z$ , where  $Z$  is Pauli  $Z$  gate, as it should




FIG. 3: Braiding diagram for the phase gate  $S$

be [16]. The last remaining single-qubit gate, the  $\pi/8$  gate  $T$ , which is necessary for approximating arbitrary single-qubit gate, cannot be realized by exact braidings. Instead, we will try to construct later the Toffoli gate [16].

It is natural to use 6 quasiholes, as shown on Fig. 4, to construct two-qubit gates, because the 6-quasiholes wave functions form a 4-dimensional space (in general the dimension of the space of wave functions with  $2n$  quasiholes with fixed positions [23] is  $2^{n-1}$ ). The first two quasiholes determine the state of the control qubit while the last two form the target qubit. Just like with 4 quasiholes the state of a qubit is

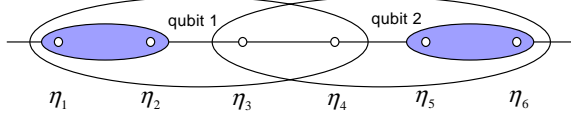


FIG. 4: Two qubits, realized by quasiholes with coordinates  $(\eta_1, \eta_2, \eta_3, \eta_4)$  and  $(\eta_3, \eta_4, \eta_5, \eta_6)$ . The state of qubit 1 is determined by the quasiholes with positions  $(\eta_1, \eta_2)$ , while the state of qubit 2 by  $(\eta_5, \eta_6)$  and that is why these two groups are shaded.

$|0\rangle \leftrightarrow \sigma_+ \sigma_+$  if the two quasiholes fuse to the unit operator, or  $|1\rangle \leftrightarrow \sigma_+ \sigma_-$  if they fuse to form a Majorana fermion [17]. Here we use that the neutral part of the quasihole is represented by the chiral spin field  $\sigma_\pm$  of the Ising model, with CFT dimension  $1/16$ , and the subscript  $\pm$  denotes its fermion parity [21, 24]. Thus we may define the two-qubit basis by

$$\begin{aligned} |00\rangle &\equiv \langle \sigma_+ \sigma_+ \sigma_+ \sigma_+ \sigma_+ \sigma_+ \rangle, & |01\rangle &\equiv \langle \sigma_+ \sigma_+ \sigma_+ \sigma_- \sigma_+ \sigma_- \rangle \\ |10\rangle &\equiv \langle \sigma_+ \sigma_- \sigma_+ \sigma_- \sigma_+ \sigma_+ \rangle, & |11\rangle &\equiv \langle \sigma_+ \sigma_- \sigma_+ \sigma_+ \sigma_+ \sigma_- \rangle \end{aligned} \quad (5)$$

which is convenient since if we fuse the first two quasiholes this would project to the second qubit, while if we fuse the last two quasiholes we project to the first qubit [21], i.e.,

$$|\alpha\beta\rangle_{\eta_1 \rightarrow \eta_2} \rightarrow |\beta\rangle, \quad |\alpha\beta\rangle_{\eta_5 \rightarrow \eta_6} \rightarrow |\alpha\rangle. \quad (6)$$

Then the state of the third and the fourth quasiholes are fixed by the conservation of the fermion parity, i.e., if  $e_i$  is the parity of  $\sigma_{e_i}$  then  $e_3 e_4 = e_1 e_2 e_3 e_4$  [21]. Thus we have only 4 independent states in the space of 6-quasiholes with fixed positions, which correspond to Eq. (5).

Using the two-qubit states definition (5) and the projection (6) it is easy to find the exchange matrices for 6 quasiholes from those for 4 quasiholes. For example, to obtain  $R_{12}$ , we may first fuse the last two quasiholes  $\eta_5 \rightarrow \eta_6$  and then identify this braid matrix with the tensor product  $R_{12}^{(6)} = R_{12}^{(4)} \otimes 1$  (the superscript shows the number of quasiholes). Thus the

elementary 6-quasiholes braid matrices are [21]

$$R_{12} = \begin{pmatrix} 1 & 0 & 0 & 0 \\ 0 & 1 & 0 & 0 \\ 0 & 0 & i & 0 \\ 0 & 0 & 0 & i \end{pmatrix}, \quad R_{23} = \frac{1}{\sqrt{2}} \begin{pmatrix} 1 & 0 & -i & 0 \\ 0 & 1 & 0 & -i \\ -i & 0 & 1 & 0 \\ 0 & -i & 0 & 1 \end{pmatrix} \quad (7)$$

$$R_{34} = \begin{pmatrix} 1 & 0 & 0 & 0 \\ 0 & i & 0 & 0 \\ 0 & 0 & i & 0 \\ 0 & 0 & 0 & 1 \end{pmatrix}, \quad R_{45} = \frac{1}{\sqrt{2}} \begin{pmatrix} 1 & -i & 0 & 0 \\ -i & 1 & 0 & 0 \\ 0 & 0 & 1 & -i \\ 0 & 0 & -i & 1 \end{pmatrix} \quad (8)$$

$$R_{56} = \begin{pmatrix} 1 & 0 & 0 & 0 \\ 0 & i & 0 & 0 \\ 0 & 0 & 1 & 0 \\ 0 & 0 & 0 & i \end{pmatrix}. \quad (9)$$

One of the main advantages of our two-qubit construction (5), shown on Fig. 4, is that it is straight forward to execute various two-qubit gates by braiding. For example, using the explicit braid matrices from Eqs. (7), (8) and (9), it is easily verified that the CNOT gate can be implemented, in the basis (5), by

$$\text{CNOT} = R_{34}^{-1} R_{45} R_{34} R_{12} R_{56} R_{45} R_{34}^{-1} = \begin{pmatrix} 1 & 0 & 0 & 0 \\ 0 & 1 & 0 & 0 \\ 0 & 0 & 0 & 1 \\ 0 & 0 & 1 & 0 \end{pmatrix}, \quad (10)$$

whose braid diagram is shown on Fig. 5. An equivalent re-

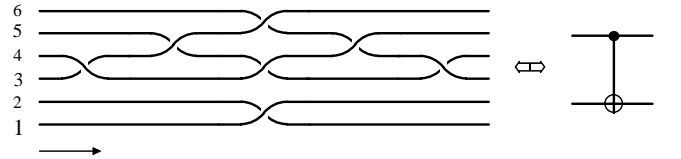


FIG. 5: The braid diagram for the Controlled-NOT gate executed by 7 elementary 6-quasiparticle braids corresponding to Eq. (10).

alization would be  $\text{CNOT} = R_{56} R_{45} R_{56}^{-1} R_{34}^{-1} R_{12} R_{45} R_{56}$  giving precisely the same result as in Eq. (10). It is quite remarkable that the CNOT gate can be implemented entirely in terms of 6-quasiholes braidings which certainly guarantees its exactness and topological protection. The best achievement in this direction so far has been the realization of a Controlled-Z precursor [20] by taking  $(\eta_5, \eta_6)$  around  $\eta_1$ , which corresponds in our approach to  $R_{15}^2 R_{16}^2 \simeq R_{56}^2$ , i.e., expressed in terms of elementary braids

$$\widetilde{\text{CZ}} = R_{12}^{-1} R_{23}^{-1} R_{34}^{-1} R_{45} R_{56}^2 R_{45} R_{34} R_{23} R_{12} = \begin{pmatrix} 1 & 0 & 0 & 0 \\ 0 & -1 & 0 & 0 \\ 0 & 0 & 1 & 0 \\ 0 & 0 & 0 & -1 \end{pmatrix}.$$

However, this must be supplemented by the Bravyi–Kitaev procedure [20] in which the quasiholes with positions  $\eta_1$  and  $\eta_2$  are split only if their qubit is in the state  $|1\rangle$ , thus removing the minus sign on the second row.

In order to make our scheme universal we may try, instead of using  $T$ , to construct the Toffoli gate Controlled-Controlled-NOT (CCNOT) in terms of the Controlled-Controlled-Z gate (CCZ) and the Hadamard gate acting on the target qubit  $\text{CCNOT} = (1 \otimes 1 \otimes H) \text{CCZ} (1 \otimes 1 \otimes H)$ . Because  $Z = S^2$  we could construct [16] the CCZ gate with the circuit shown on Fig. 6, which uses the CNOT gate (10), that

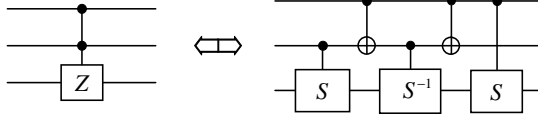


FIG. 6: The Controlled-Controlled-Z gate realized by the Controlled-S gate and CNOT.

we constructed in a completely topologically protected way, and the Controlled-S gate (CS) defined in the basis (5) by

$$\text{CS} = \begin{pmatrix} 1 & 0 & 0 & 0 \\ 0 & 1 & 0 & 0 \\ 0 & 0 & 1 & 0 \\ 0 & 0 & 0 & i \end{pmatrix}.$$

Thus, all we need is to construct CS in a topologically protected way. By definition the phase gate  $S$  is equal to the square of the  $\pi/8$  gate  $T$ , so we could have constructed the Controlled-S gate by the circuit shown on Fig. 7, if we had  $T$ . Even though  $T$  is not realizable by braidings, there might

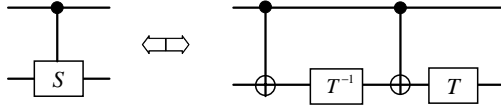


FIG. 7: The Controlled-S gate in terms of the  $\pi/8$  gate  $T$  and CNOT.

be a chance to implement CS directly in terms of braidings, because CS depends quadratically on  $T$ . For instance, we can try to realize the CS gate using as a braid-group based precursor the braid matrix  $R_{56}$  in Eq. (9) supplementing it by the Bravyi–Kitaev construction that we split the first qubit into two separated quasiholes at  $\eta_1$  and  $\eta_2$  only if it is in the state  $|1\rangle$ . This procedure, if successful, might give us a topologically protected CS gate. Note, however, that the operation  $T^2 = S$ ; it should only be invertible and satisfy  $TXT^{-1}X \simeq S$ .

Alternatively, to make our scheme universal, we could use the unprotected  $\pi/8$  gate  $U_P$  of Ref. [20], or use the magic states of Ref. [26], such as  $|H\rangle = \cos(\pi/8)|0\rangle + \sin(\pi/8)|1\rangle$ , which in principle allow to build the  $T$  gate, while being simpler to construct than the  $\pi/8$  gate itself.

While not necessary for our TQC scheme, we give below for reference another important two-qubit gate, the  $g_3$  gate of

Bravyi–Kitaev [20], in terms of the 6-quasihole exchange matrix  $R_{16} = R_{12}^{-1}R_{23}^{-1}R_{34}^{-1}R_{45}^{-1}R_{56}R_{45}R_{34}R_{23}R_{12}$ . The direct computation, using the explicit formulas, Eqs. (7), (8) and (9), shows that  $g_3$  is identical with  $R_{16}$ , i.e., it can be implemented in a topologically protected way by exchanging the quasiholes with positions  $\eta_1$  and  $\eta_6$  (as anticipated in Ref. [20])

$$R_{16} = \frac{1}{\sqrt{2}} \begin{pmatrix} 1 & 0 & 0 & -i \\ 0 & 1 & -i & 0 \\ 0 & -i & 1 & 0 \\ -i & 0 & 0 & 1 \end{pmatrix} \simeq g_3.$$

The braid diagram for this realization of  $g_3$  is shown in Fig. 8.

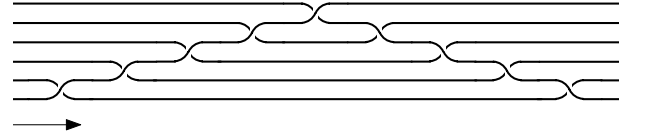


FIG. 8: Implementing the gate  $g_3$  by exchanging quasiholes with positions  $\eta_1$  and  $\eta_6$ .

In conclusion we have demonstrated that it might indeed be possible to build a universal quantum computer with topologically protected quantum gates realized by quasiparticle braidings in the FQH state at  $\nu = 5/2$ . Our quantum computation scheme is based on the Hadamard gate  $H$ , the phase gate  $S$ , the CNOT and possibly the Toffoli gate expressed in terms of the Controlled-S gate.

I thank Chetan Nayak and Michael Geller for useful discussions. This work has been partially supported by the FP5-EUCLID Network Program HPRN-CT-2002-00325 and by the BG-NCSR under Contract No. F-1406.

- 
- [1] F. Wilczek, *Fractional statistics and anyon superconductivity* (World Scientific, Singapore, 1990).
  - [2] J. Eisenstein, K. Cooper, L. Pfeiffer, and K. West, Phys. Rev. Lett. **88**, 076801 (2002).
  - [3] J. Xia, W. Pan, C. Vicente, E. Adams, N. Sullivan, H. Stormer, D. Tsui, L. Pfeiffer, K. Baldwin, and K. West, Phys. Rev. Lett. **93**, 176809 (2004).
  - [4] R. Morf, Phys. Rev. Lett. **80**, 1505 (1998), cond-mat/9809024.
  - [5] E. Rezayi and F. Haldane, Phys. Rev. Lett. **84**, 4685 (2000).
  - [6] N. Read and D. Green, Phys. Rev. **B61**, 10267 (2000), cond-mat/9906453.
  - [7] D. Ivanov, Phys. Rev. Lett. **86**, 268 (2001).
  - [8] G. Moore and N. Read, Nucl. Phys. **B360**, 362 (1991).
  - [9] de Picciotto, M. Reznikov, M. Meiblum, V. Umansky, G. Bunin, and D. Mahalu, Nature (London) **389**, 162 (1997).
  - [10] F. E. Camino, W. Zhou, and V. J. Goldman, Phys. Rev. Lett. **95**, 246802 (2005), cond-mat/0504341.
  - [11] A. Stern and B. I. Halperin, Phys. Rev. Lett. **94**, 016802 (2006), cond-mat/0508447.
  - [12] P. Bonderson, A. Kitaev, and K. Shtengel, Phys. Rev. Lett. **96**, 016803 (2006), cond-mat/0508616.

- [13] L. S. Georgiev and M. R. Geller, Phys. Rev. **B 73**, 205310 (2006), cond-mat/0511236.
- [14] P. Bonderson, K. Shtengel, and J. K. Slingerland (2006), cond-mat/0601242.
- [15] S. B. Chung and M. Stone, Phys. Rev. **B 73**, 245311 (2006), cond-mat/0601594.
- [16] M. Nielsen and I. Chuang, *Quantum Computation and Quantum Information* (Cambridge University Press, 2000).
- [17] S. D. Sarma, M. Freedman, and C. Nayak, Phys. Rev. Lett. **94**, 166802 (2005), cond-mat/0412343.
- [18] A. Kitaev, Ann. of Phys. (N.Y.) **303**, 2 (2003).
- [19] M. Freedman, M. Larsen, and Z. Wang, Commun. Math. Phys. **227**, 605 (2002), quant-ph/0001108.
- [20] M. Freedman, C. Nayak, and K. Walker (2005), cond-mat/0512066.
- [21] L. S. Georgiev, in preparation (2006).
- [22] P. Di Francesco, P. Mathieu, and D. Sénéchal, *Conformal Field Theory* (Springer-Verlag, New York, 1997).
- [23] C. Nayak and F. Wilczek, Nucl. Phys. **B 479**, 529 (1996), cond-mat/9605145.
- [24] L. Georgiev, Nucl. Phys. **B 651**, 331 (2003), hep-th/0108173.
- [25] Y. Ji, Y. Chung, D. Sprinzak, M. Heiblum, D. Mahalu, and H. Shtrikman, Nature **422**, 415 (2003).
- [26] S. Bravyi and A. Kitaev, Phys. Rev. **A 71**, 022316 (2005).