

On the "Fermi surface" in the $T = 0$ state of strongly correlated superconductors and paired superfluids

Rajdeep Sensarma, Mohit Randeria, and Nandini Trivedi
Department of Physics, The Ohio State University, Columbus, Ohio 43210

We explore various putative definitions for a "Fermi surface" underlying a $T = 0$ superconducting (SC) state using the single-particle Green's function at zero energy, the excitation spectrum and the momentum distribution, motivated by angle-resolved photoemission experiments. We examine two very different strongly correlated systems: (a) the d-wave SC state of high T_c cuprates, and (b) the s-wave superfluid state in the BCS-BEC crossover. In each case we show that the various definitions agree with each other, to a large extent, but all of them in general violate the Luttinger count and do not enclose the total density of electrons. We discuss the important role of chemical potential renormalization and incoherent spectral weight in these effects.

The Fermi surface (FS) { the locus of gapless electronic excitations in k -space } is one of the central concepts in the theory of Fermi systems. In a Landau Fermi liquid at $T = 0$, Luttinger [1] defined the FS in terms of the single-particle Green's function $G^{-1}(k;0) = 0$ and showed that it encloses the same volume as in the non-interacting system, equal to the fermion density n . In many Fermi systems of interest, the ground state has a broken symmetry; here we study states with superconducting (SC) long-range order where there is no surface of gapless excitations. We ask the question: is there any way to define at $T = 0$ the "underlying Fermi surface that got gapped out by superconductivity"?

This question is of great importance both from a theoretical point of view and for experiments on strongly correlated Fermi systems. Angle-resolved photoemission spectroscopy (ARPES) [2] has been one of the most powerful probes of complex materials in recent times and has been extensively used to determine the FS in strongly correlated systems, often from data in the SC state. One of our goals is to understand exactly what a $T = 0$ measurement can tell us about the FS. This is especially important in the cuprates where the normal states are much less well understood than the SC state, given the breakdown of Fermi liquid theory. In a completely different class of systems { strongly interacting Fermi atoms [3] in the BCS-BEC crossover [4, 5] } one can also ask if there is any meaning to the notion of an underlying Fermi surface, outside of the weak-coupling BCS limit.

In this paper, we first discuss $G(k;0) = 0$ surface [6, 7] in the SC state as a possible definition for the underlying FS and show that it violates the Luttinger count. We next turn to two very different strongly correlated SC systems: (a) the d-wave state of the high T_c cuprates which have strong Coulomb repulsion, and (b) the s-wave state in the BCS-BEC crossover regime of atomic Fermi gases with very strong attraction. In order to clarify the meaning of the "underlying FS" in the SC state probed by ARPES experiments in case (a), we discuss for both (a) and (b), in addition to the zeros of $G(k;0)$,

related to experimentally measured quantities. (1) We use the (somewhat ad-hoc but well defined) criterion for the momentum distribution $n(k) = 1/2$ to define a surface that separates states of high and low occupation probabilities. (2) We show that the quasiparticle excitation spectrum, even in the strongly correlated SC state, is given by $E_k = (\epsilon_k^2 + \Delta_k^2)^{1/2}$ where ϵ_k is the renormalized dispersion and Δ_k the gap function. We can then look at the contour defined by $\epsilon_k = 0$ to define the "FS". (3) We use the spectral function $A(k; \omega \neq 0)$ to map out a maximum ARPES [2, 8, 9] intensity locus, and a closely related minimum gap locus. We show that all these definitions agree with each other to a remarkable degree, determine the reasons for the discrepancies, and obtain a detailed understanding of the reason and the extent to which they fail to satisfy the Luttinger sum rule.

Zeros of G : It is perhaps not appreciated that the question of defining the "underlying FS" in the SC state is non-trivial, because in BCS theory the answer seems simple. In the $T = 0$ BCS state one can look at [6] $G^{\text{BCS}}(k; z) = (z + \epsilon_k)^{-1} = (z^2 - E_k^2)^{-1}$ and ask where $G^{\text{BCS}}(k; 0) = 0$. The resulting surface coincides with $\epsilon_k = 0$, the normal state FS on which the pairing instability takes place. Thus it is tempting to use $G(k; 0) = 0$ in a more general setting to define the SC state FS. This is analogous to Luttinger's definition except $G(k; 0)$ changes sign through a zero in the SC, instead of a pole in the normal case. However, it is important to note [7] that there is no analog of Luttinger's theorem for SCs. One can write the Luttinger-Ward functional in terms of the Nambu Green's function matrix \hat{G} , and generalize Luttinger's proof [1]. However $\text{Tr} \hat{G}$ only constrains the difference $(n_\uparrow - n_\downarrow)$ (which is trivially zero in our case [10]) and not the sum. This is related to the fact that spin S_z^{total} is conserved in the SC state but number is not. Thus one cannot show in general that the surface [6] $G(k; 0) = 0$ in the SC state encloses n fermions. We will return at the end of the paper to why the Luttinger count nevertheless seems to work in BCS theory. We next turn to various alternative definitions of the FS for

(a) d-wave Superconductor: We describe the ground state and low-lying excitations of strongly correlated d-wave superconductors using a variational approach [11, 12] to the large U Hubbard model $H = \sum_{\mathbf{r}, \mathbf{r}'} t_{\mathbf{r}\mathbf{r}'} c_{\mathbf{r}}^\dagger c_{\mathbf{r}'} + U \sum_{\mathbf{r}} n_{\mathbf{r}\uparrow} n_{\mathbf{r}\downarrow}$ on a 2D square lattice. We choose [13] the bare dispersion $\epsilon_{\mathbf{k}} = t_{\mathbf{k}} + t_{\mathbf{k}}^0$ with $t_{\mathbf{k}} = 2(\cos k_x + \cos k_y)$ and $t_{\mathbf{k}}^0 = 4\cos k_x \cos k_y$. We work at an electron density $n = 1 - x$ with hole doping $x \ll 1$. Our variational ground state [12] is $|\psi_0\rangle = \exp(-iS) \mathcal{P} \mathcal{B} \text{CSi}$, where $\mathcal{B} \text{CSi}$ is the BCS wavefunction with $d_{x^2-y^2}$ pairing, the projection operator $\mathcal{P} = \prod_{\mathbf{r}} (1 - n_{\mathbf{r}\uparrow} n_{\mathbf{r}\downarrow})$ eliminates all double-occupancy and finite $U=t$ corrections are built in through $\exp(-iS)$. Here we present the results of a renormalized mean field theory (RMFT) using the Gutzwiller approximation [14] which are in excellent semi-quantitative agreement with exact quantum Monte Carlo [12] results.

In the RMFT we minimize $\langle H \rangle_N$ to obtain self-consistency equations for the d-wave gap function $\Delta_{\mathbf{k}} = (\cos k_x - \cos k_y)/2$ and the Hartree-Fock shifts [15] $\epsilon_{\mathbf{k}}^{\pm}$. These in turn determine the BCS factors $v_{\mathbf{k}}^2 = 1 - u_{\mathbf{k}}^2 = [1 - \epsilon_{\mathbf{k}}^{\pm} E_{\mathbf{k}}]/2$. Here the renormalized dispersion

$$\epsilon_{\mathbf{k}} = g_t \epsilon_{\mathbf{k}}^0 - \Delta_{\mathbf{k}}^2 \quad (1)$$

incorporates the suppression of the bare bandwidth by the Gutzwiller factor $g_t = 2x/(1+x)$, the Hartree-Fock shifts $\epsilon_{\mathbf{k}}^{\pm}$, and renormalized [14] $\epsilon_{\mathbf{k}}^0 = \epsilon_{\mathbf{k}} + N_{\text{site}}^{-1} \partial \langle H \rangle / \partial \epsilon_{\mathbf{k}} = \epsilon_{\mathbf{k}}$, which enters $u_{\mathbf{k}}; v_{\mathbf{k}}$, is defined by

$$E_{\mathbf{k}} = (\epsilon_{\mathbf{k}}^2 + \Delta_{\mathbf{k}}^2)^{1/2} \quad (2)$$

and is also the excitation energy [14] of the projected Bogoliubov quasiparticle (QP) state $|\mathbf{k}\rangle = \exp(-iS) \mathcal{P} \sum_{\mathbf{k}'} \mathcal{B} \text{CSi}$, where $\mathcal{B} = (u_{\mathbf{k}} c_{\mathbf{k}}^\dagger - v_{\mathbf{k}} c_{\mathbf{k}})$.

The one-particle spectral function is of the form [16] $A(\mathbf{k}; \omega) = A^{\text{coh}}(\mathbf{k}; \omega) + A^{\text{inc}}(\mathbf{k}; \omega)$. The coherent part $A^{\text{coh}}(\mathbf{k}; \omega) = Z(\mathbf{k}) u_{\mathbf{k}}^2 \delta(\omega - E_{\mathbf{k}}) + v_{\mathbf{k}}^2 \delta(\omega + E_{\mathbf{k}})$ with the quasiparticle residue $Z(\mathbf{k}) = g_t - 2g_t \epsilon_{\mathbf{k}}^0 v_{\mathbf{k}}^2 / U = 2g_t \epsilon_{\mathbf{k}}^0 v_{\mathbf{k}}^2 / U$ where $g_t = 2x/(1+x)$ and $g_{st} = 4x/(1+x)^2$. The coherent spectral weight Z decreases monotonically with underdoping, vanishing as $x \rightarrow 0$. It then follows from rigorous sum rules that the incoherent spectral weight A^{inc} must increase with decreasing x .

First we look at the surface $G(\mathbf{k}; 0) = 0$, with

$$G(\mathbf{k}; 0) = \sum_{\mathbf{k}'} Z_{\mathbf{k}-\mathbf{k}'} E_{\mathbf{k}'}^2 \mathcal{P} \int_{-\infty}^{\infty} d\omega A^{\text{inc}}(\mathbf{k}'; \omega) = 0; \quad (3)$$

which follows from the $A(\mathbf{k}; \omega)$ obtained above. From RMFT one only obtains sum-rule constraints [16] on A^{inc} and not the full $(\mathbf{k}; \omega)$ -dependence, thus making it hard to compute $G(\mathbf{k}; 0)$. Nevertheless, it follows from particle-hole (p-h) asymmetry [16] in doped Mott insulators that the incoherent term in eq. (3) is non-zero. Thus, in general, $G(\mathbf{k}; 0) = 0$ is not the same as $\epsilon_{\mathbf{k}} = 0$ [17].

Momentum distribution: $n_{\mathbf{k}}$ can be calculated as a

$n_{\mathbf{k}}$, where first term comes from coherent quasiparticles, and the second term of the form $(1 - x)^2 / (2(1 + x) + O(t=U))$ is the contribution of the incoherent spectral weight [18]. The evolution of $n_{\mathbf{k}}$ with doping x along three directions in the zone is shown in Fig. 1.

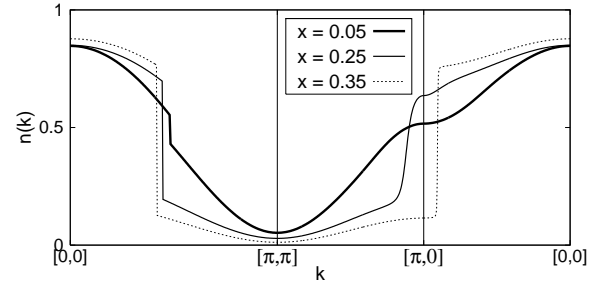


FIG. 1: Momentum distribution along $(0;0) \rightarrow (\pi;0) \rightarrow (\pi;\pi) \rightarrow (0;0)$ for three different doping levels.

The contour $n_{\mathbf{k}} = 1/2$ may be (somewhat arbitrarily) chosen to separate states of high and low occupation and is plotted in Fig. 2 for various x (along with other contours discussed below). We see that the $n_{\mathbf{k}} = 1/2$ contours are "hole-like" (closed around $(\pi; \pi)$) for $x < 0.3$, but "electron-like" (closed around $(0;0)$) for $x > 0.3$. This topology change of the "FS" is only weakly affected by the interaction (Fock shifts) and determined mainly by the bare [13] $t^0=t$. The topology change can be also seen in Fig. 1 by noting [19] where $n_{\mathbf{k}}$ crosses $1/2$. Along $(0;0) \rightarrow (\pi;0)$ we see a jump discontinuity in $n_{\mathbf{k}}$ at the nodes k_n . Its magnitude is the QP residue $Z(k_n)$. On the zone diagonal, k_n defines the FS, rather than $n_{\mathbf{k}} = 1/2$. We note that we could also use $\langle j_{\mathbf{k}n}(\mathbf{k}) \rangle$ to define a FS, which leads to a similar contour.

Renormalized dispersion: Given the form of the excitation gap (2) it is tempting to identify $\epsilon_{\mathbf{k}} = 0$ as the "underlying FS". We must emphasize, that despite the BCS-like form of (2), the theory neither assumes nor implies that there are well-defined quasiparticles in the normal state with a dispersion $\epsilon_{\mathbf{k}}$. From Fig. 2 we see that the contour $\epsilon_{\mathbf{k}} = 0$ is very similar to the $n_{\mathbf{k}} = 1/2$ contour, but the two are not identical. The two contours do coincide at k_n (where, in view of the discontinuity, $n_{\mathbf{k}} = 1/2$ must be defined by a limiting procedure). From eq. (3) we see that $\epsilon_{\mathbf{k}} = 0$ corresponds to the first term $G^{\text{coh}}(\mathbf{k}; 0) = 0$, and not to a zero of $G(\mathbf{k}; 0)$.

Minimum gap locus: We plot in Fig. 3 $A(\mathbf{k}; 0)$ which is directly related to the zero energy ARPES intensity [8]. We can neglect the incoherent weight at $\omega = 0$ and write $A(\mathbf{k}; 0) \approx Z(\mathbf{k}) = [E_{\mathbf{k}}^2 + \Delta_{\mathbf{k}}^2]^{-1/2}$ (where the δ -function is broadened with a small η). We now follow a procedure developed in analyzing ARPES experiments [2]. Various cuts through k -space are taken perpendicular to $\epsilon_{\mathbf{k}} = 0$. On each of these cuts we determine the location of the minimum $A(\mathbf{k}; 0)$, which is also the same as minimum

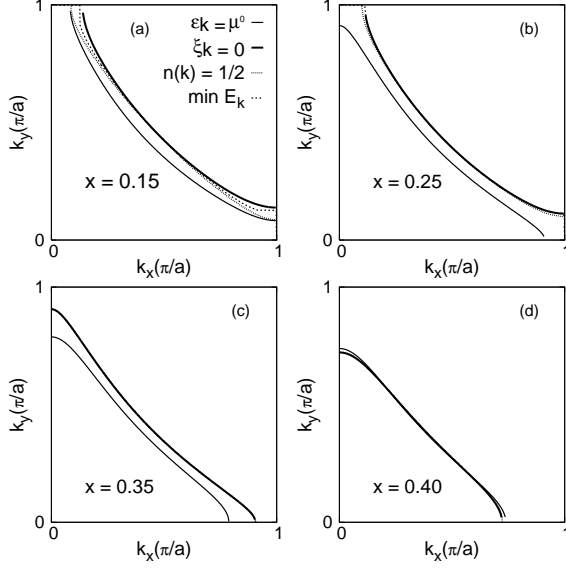


FIG. 2: Various "Fermi surface Contours" as a function of hole doping x . The four contours plotted are $\epsilon_k = \mu^0$, $\xi_k = 0$, $n(k) = 1/2$, the "minimum gap locus" (labeled $\min E_k$) and the bare, non-interacting Fermi surface labeled $\epsilon_k = \mu^0$.

of $Z(k)$, which is small). The locus of $\min E_k$ defines the "minimum gap locus".

We see from Fig. 2 that the curve $\xi_k = 0$ and the "minimum gap locus" are similar but not identical, as they would be in weak-coupling d-wave BCS theory. Along the zone diagonal the two contours are coincident at the nodal points where $k_x = k_y = 0$. Away from the zone diagonal, the two contours can and do differ, but by a very small amount for all but the smallest doping values ($x < 0.05$). As $x \rightarrow 0$, the maximum gap which is of order J becomes comparable to the effective bandwidth, determined by the Fock shift which is also of order J . Thus at very small x (not shown here) the $\xi_k = 0$ curve and the "minimum gap locus" differ significantly.

Luttinger Count: It is interesting to compare the areas enclosed by the three SC state "FS" contours discussed above with the Luttinger count of $n = 1 - x$, which is the area enclosed by the Fermi surface $\epsilon_k = \mu^0$ of the non-interacting system. (Here μ^0 is fixed by the density n). From Fig. 2 we see that the SC state "FS" contours consistently enclose a greater area, except in the overdoped $x = 0.4$ case where the SC gap vanishes, the ground state is a Fermi liquid and all contours agree [20]. While we expect a violation of the Luttinger count for a SC state "FS", we do not have a simple intuitive way of understanding the sign of the effect here (given the Gutzwiller, Hartree and Fock renormalizations). In the case (b) to be discussed next we do have a clear understanding of the sign of the effect.

(b) BCS-BEC Crossover: The evolution of an attractive Fermi gas from a BCS paired superfluid to a BEC of molecules has been studied in detail in the

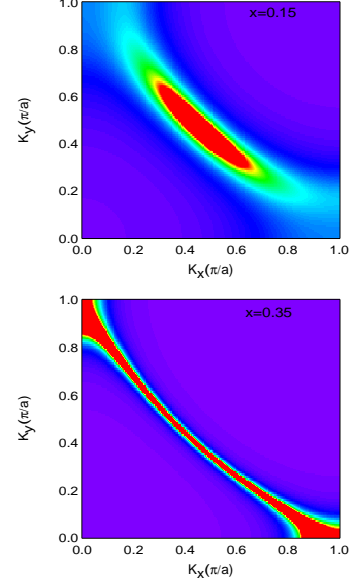


FIG. 3: ARPES intensity maps at zero energy: A ($k; 0$).

laboratory [3] using a Feshbach resonance to tune the s-wave scattering length a_s . The dimensionless coupling $g = 1/k_F a_s$ can be varied from large negative (BCS limit) to large positive (BEC limit) values, with unitarity ($g = 0$) being the most strongly interacting point in the crossover. We now use the $T = 0$ BCS-BEC crossover theory [4, 5] to gain further insight into the question of the "underlying Fermi surface".

The structure of the Green's function [6] in the BCS-BEC crossover is exactly the same as eq. (3), with an excitation spectrum (2) with $\epsilon_k = \dots$. In certain well-controlled limits (large dimensionality treated within dynamical mean field theory [21]) at $T = 0$, Z is close to unity and the incoherent spectral weight is small even at unitarity. Thus, to make our point in the simplest possible manner, we ignore all incoherent weight and proceed with the simplest $T = 0$ variational ansatz due to Leggett [4, 22]; even at this level the implications of the various FS definitions are very interesting. It is then easy to show analytically [23] that all the definitions investigated above, $G(k; 0) = 0$, $\xi_k = 0$, $n(k) = 1/2$ and the minimum gap locus, yield the same surface in k -space for all values of the coupling $g = 1/k_F a_s$.

However, as shown in Fig. 4, this surface does not enclose the total number density n . With increasing g the volume enclosed shrinks monotonically and for g greater than a critical value shrinks to zero! In this theory $\epsilon_k = \sim^2 k^2 = 2m \dots$, which is just the bare dispersion but with a chemical potential which is strongly renormalized relative to its non-interacting value. Even in the weak-coupling BCS limit, μ is less than the non-interacting ϵ_F by an exponentially small amount of order \dots

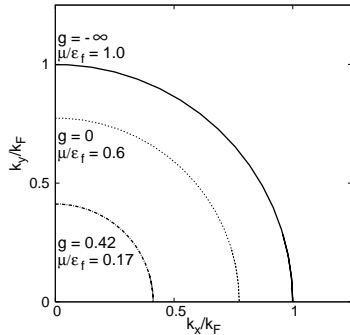


FIG. 4: $k_y = 0$ contours for various $g = 1/k_F a_s$ values in the BCS-BEC crossover problem, using (g) from ref. [22].

violation becomes increasingly severe as g increases and $n(k)$ broadens with increasing gap and decreases (see Figs. 1 and 2 of ref. [22]). Eventually on the BEC side of unitarity ($g \rightarrow 1$) goes negative, at which point the surface $k_y = 0$ shrinks to $k = 0$, beyond which one enters the Bose regime of the crossover. This analytical solution is modified quantitatively by correlation effects beyond [24] the BCS-Leggett wavefunction, but the qualitative effects like the change in $n(k)$ and broadening on $n(k)$ remain the same, as also seen in experimental probes of the momentum distribution [25].

Conclusions: From the BCS-BEC crossover example we see explicitly that the violation of the Luttinger count in the SC state arises mainly from the renormalization of the chemical potential in the presence of the gap. This is larger, the stronger the pairing interactions are relative to the (renormalized) bandwidth or Fermi energy. The discrepancies between the various definitions of the underlying FS stem from the p-h asymmetry of the incoherent spectral weight, which is another consequence of strong correlations. Our results show clearly that these effects are small in the cuprates. The violation of the Luttinger count (which is at the $< 10\%$ level) may be tested in ARPES experiments on cuprates, if the absolute value of the electron density can be determined independently.

Acknowledgments We acknowledge useful discussions with J.C. Campuozano and S. Sachdev. While we were preparing this manuscript, we received a copy of ref. [26] which has results very similar to part (a) of our paper; we thank P.W. Anderson for this.

[1] J. Luttinger, Phys. Rev. 119, 1153 (1960); A. A. Abrikosov, L. P. Gor'kov and I. D. Zyaloshinski, Methods of Quantum Field Theory in Statistical Physics, (Dover, NY, 1963); Sec. 19.4.

[2] A. Damascelli, Z. Hussain and Z. X. Shen, Rev. Mod. Phys. 75, 473 (2003); J. C. Campuozano, M. R. Norman and M. Randeria, in 'Physics of Superconductors', Vol. II, K. Bennemann and J. Ketterson eds. (Springer, Berlin,

2004).

[3] M. Greiner, C. A. Regal, and D. S. Jin, Nature 426, 537 (2003); M. W. Zwierlein, et al, Phys. Rev. Lett. 91, 250401 (2003).

[4] A. J. Leggett in Modern Trends in the Theory of Condensed Matter, A. Pekalski and R. Przystawa, eds. (Springer, Berlin, 1980).

[5] M. Randeria in Bose-Einstein Condensation, A. Griffin, D. Snoke and S. Stringari, eds. (Cambridge 1995).

[6] Here G is the \hat{G}_{11} element of the Nambu matrix \hat{G} .

[7] I. Dzyaloshinskii, Phys. Rev. B. 68, 085113 (2003).

[8] M. Randeria, et al, Phys. Rev. Lett. 74, 4951 (1995).

[9] J. Mesot et al, Phys. Rev. B 63, 224516 (2001).

[10] It can be important for unequal spin populations; see S. Sachdev and K. Yang, cond-mat/0602032.

[11] P.W. Anderson, Science 235, 1196 (1987).

[12] A. Paramakanti, M. Randeria and N. Trivedi, Phys. Rev. Lett. 87, 217002 (2001) and Phys. Rev. B. 70, 054504 (2004).

[13] For our numerical results we choose typical values for the cuprates: $t = 300$ meV, $t^0 = t/4$ and $U/t = 12$ corresponding to $J = 4t^2/U = 100$ meV.

[14] F.C. Zhang, C. Gros, T.M. Rice and H. Shiba, Sup. Sci. Tech. 1, 36 (1988); P.W. Anderson, P.A. Lee, M. Randeria, M. Rice, N. Trivedi and F.C. Zhang, J. Phys. Cond. Mat. 16, R755 (2004).

[15] We find that $k = k_1 + k_2 + k_3 + k_4 + k_5 + k_6 + k_7$, where k_i and k_j were used to define k .

[16] M. Randeria, R. Sensarma, N. Trivedi and F.C. Zhang, Phys. Rev. Lett. 95, 137001 (2005).

[17] We note however that for a normal Fermi liquid, from the analog of eq. (3) we see that incoherent spectral weight has no effect on the FS $G^{-1}(k;0) = 0$.

[18] The full expression will be published separately; R. Sensarma, M. Randeria and N. Trivedi (unpublished).

[19] In Fig. 1, along $(0;0)$! $(;0)$, there is no 'FS' crossing for small x , but for large x there is. At $x = 0.35$ this looks very sharp because the gap, which broadens n_k , is very small. Along $(;0)$ to $(;)$: n_k is very broad at small x , due to the large gap and the large incoherent weight. At $x = 0.25$ the n_k variation is more pronounced due to the smaller gap, in addition to a broad incoherent tail. For $x = 0.35$ there is no 'FS' crossing, with n_k always less than $1/2$ as expected for an 'electron-like FS'.

[20] In the $= 0$ limit, one can show analytically from the RMFT equations that all the contours are identical, as they must be for a $T = 0$ Fermi liquid.

[21] A. Garg, H. R. Krishnamurthy and M. Randeria, Phys. Rev. B 72, 124517 (2005).

[22] J. R. Engelbrecht, M. Randeria and C. Sa de Melo, Phys. Rev. B 55, 15153 (1997).

[23] From refs. [4, 22] we see $G(k;0) = k = E_k^2 = 0$ and $n(k) = [k = E_k] = 2 = 1/2$ are the same as $k = 0$, as is the minimum gap locus deduced from E_k . Inclusion of the effects of A^{inc} in (3) will lead to differences between the various surfaces though, as discussed in case (a).

[24] G. E. A. Strakharchik, et al. Phys. Rev. Lett. 95, 230405 (2005).

[25] C. A. Regal, et al. Phys. Rev. Lett. 95, 250404 (2005).

[26] C. Gros, B. Edgiger, V. N. Muthukumar and P.W. Anderson, cond-mat/0606750.