

Multidomain states in perpendicularly polarized multilayer structures

Alexei N. Bogdanov* and Ulrich K. Rößler†
IFW Dresden,
P.O. Box 270116, D-01171 Dresden, Germany
 (Dated: February 20, 2019)

Stripe states in multilayer systems with perpendicular polarization are investigated by analytical calculations within a general continuum approach, applicable to ferromagnetic, ferroelectric, or ferroelastic multilayers. The competition between the long-range depolarization effect and short-range interlayer couplings can stabilize monodomain states and unusual stripe phase ground states with antiparallel polarization in adjacent layers. Geometric parameters of stable stripe domain states and the phase transitions lines between single domain states, aligned and antialigned stripe states have been derived.

PACS numbers: 75.70.Cn, 75.70.Kw, 77.80.-e, 77.80.Dj,

Layers with perpendicular polarization form stripe phases as regular equilibrium domain states [1, 2, 3, 4, 5] as found in ferromagnetic [6], ferroelectric [7], or ferroelastic [8] films. Recent progress in materials synthesis allows one to fabricate high quality multilayers by stacking single layers of such orientable media with spontaneous perpendicular polarization. Further specific couplings, e.g., mediated by non-polarized interlayers, may favour parallel or antiparallel alignment of the polarization in adjacent layers [9, 10]. These interactions can compete with the depolarization effects. Hence, other physical mechanisms and properties are expected for stripe structures in multilayers. Stripe structures in multilayers have been observed, e.g., in artificial antiferromagnetic structures with strong perpendicular anisotropy [11, 12, 13] or in ferroelectric superlattices [7, 8, 10, 14]. Similar stripe domain states can also arise in polar or magnetic liquid crystals [15, 16], polar multiblock copolymer layers [17], in superconducting films or magnetic-superconductor hybrids [18], and in shape memory alloy films [19].

Theoretical efforts to describe stripe phases in multilayers were restricted mostly to analyses of specific systems and numerical investigations. See, e.g., Refs. [5, 20, 21]. Little systematic progress has been made with the analytical approach for regular stripe domains along the lines of the seminal studies Refs. [2, 5]. However, analytical results on the complex depolarization in multilayer systems are desirable to establish general rules and phase diagrams for their multidomain states. Here, we report results using the phenomenological continuum approach to calculate the existence regions and geometric parameters of equilibrium stripe phase in superlattice structures with perpendicular polarization components. We derive analytical expressions of the depolarization energy. The approach is particularly suited for the case

of wide domains in very thin layers that is relevant in the nanoscale multilayer systems. Additional short-range interlayer couplings compete with the depolarization effects. This competition takes hold only in nanoscale multilayers due to interactions between internal distributions of poles. The analytical theory delineates the two limiting cases of properties in a multilayer: (i) a multilayer with vanishing interlayer widths behaves as a single layer with an effective total thickness, and (ii) depolarization does not cause effective couplings between the layers for very wide interlayers. In between the limiting cases, the corresponding phase diagrams map out vastly unexplored regions of stable stripe states in perpendicularly polarized multilayers. In particular, we find that antiparallel interlayer couplings stabilize either monodomain states or stripe states with ferro- or antiferro correlation through the multilayer stack. Similar effects are absent in other kinds of polarized media.

For definiteness, we analyse superlattices consisting of N identical layers with thickness h separated by spacer layers of thickness s (Fig. 1). The perpendicular anisotropy fixes the easy polarization direction. Within the single layers the polarization $\mathbf{I}_i(\mathbf{r})$, may be spatially inhomogeneous. Here, \mathbf{I}_i stands either for electric polarization, for magnetization, or for ferroelastic strain components. The energy can be written in a phenomenological approach as

$$W_N = \sum_{i=1}^{N-1} \int \int j(\mathbf{r}_i, \mathbf{r}_j) \mathbf{I}_i \cdot \mathbf{I}_{i+1} dv_i dv_j + \sum_{i=1}^N \int \left[-\frac{K}{2} (\mathbf{I}_i \cdot \mathbf{n})^2 - \mathbf{F}^{(e)} \cdot \mathbf{I}_i - \frac{1}{2} \mathbf{F}_d \cdot \mathbf{I}_i \right] dv_i \quad (1)$$

where integrals are over the volume v_i of the single layers. $\mathbf{F}^{(e)}$ and $\mathbf{F}_d(\mathbf{r})$ are the externally applied and the depolarizing (electrical or magnetic) fields respectively. The unity vector \mathbf{n} designates the normal to the film. $K > 0$ is a perpendicular anisotropy. The short-range interlayer coupling parameter between (nearly) homogeneous layers $J = \int \int j(\mathbf{r}_i, \mathbf{r}_j) dv_i dv_j < (>) 0$ favours (anti)parallel orientation of the neighbouring layer.

*Permanent address: Donetsk Institute for Physics and Technology, 340114 Donetsk, Ukraine ; Electronic address: a.bogdanov@ifw-dresden.de

†Corresponding author ; Electronic address: u.roessler@ifw-dresden.de

Up to now analytical approaches for domain structures in perpendicularly polarized films were restricted to the case, where domain sizes were much smaller than the individual layer thickness, e.g., in thin bubble magnetic layers [6]. In such systems, there is no effective dipolar coupling between different surfaces. However, if the layers are thin enough, a three dimensional depolarization structure occurs. Mathematically, this is seen from slowly converging sums of interaction terms between poles far apart and on the different internal surfaces. For such structures, numerical evaluation becomes arduous, and sharpened analytical methods are required. For stripe structures in a field F perpendicular to the layer surfaces the reduced energy $w_N = W_N/(2\pi I^2 N)$ can be written in the following form [5, 6]

$$w_N(p, q) = \frac{2\Lambda p}{\pi^2} - \frac{Fq}{2\pi I} \pm \kappa \left(1 - \frac{1}{N}\right) + w_m(p, q), \quad (2)$$

where $I = |\mathbf{I}_i|$. The geometric parameters of the stripe state are $p = 2\pi h/D$, $q = (d_+ + d_-)/D$, where d_{\pm} are the widths of domains polarized in the directions parallel (+) and antiparallel (-) to the field, and the period of the stripes is $D = d_+ + d_-$. Eq. (2) includes the coupling energy between layers with the parameter $\kappa = J/(2\pi I^2)$, the field energy, and the domain wall energy with a dimensionless characteristic factor $\Lambda = \sigma/(4I^2 h) = \pi l/h$. Here, σ is the domain wall energy density, and $l = \sigma/(4\pi I^2)$ is the characteristic length [6]). The depolarization energy $w_m(p, q)$ is derived by solving the corresponding magneto/electrostatic problem [5]. To overcome the slow convergence in w_m , we extend the method introduced in [22] and transform this depolarization energy into a finite sum of integrals

$$w_m(p, q) = 1 - \frac{2}{\pi^2} \Omega(p, q, 1) \pm \frac{2p}{\pi^2 N} \sum_{k=1}^{N-1} (N-k) \Xi_k, \quad (3)$$

$$\Xi_k = 2\Omega(p, q, \tau k) - \Omega(p, q, \tau k + 1) - \Omega(p, q, \tau k - 1), \quad (4)$$

where $\tau = 1 + \nu = (h + s)/h$ is the reduced multilayer period and

$$\Omega(p, q, \omega) = \omega^2 \int_0^1 (1 - \xi) \ln \left[1 + \frac{\cos^2(\pi q/2)}{\sinh^2(\omega p \xi/2)} \right] d\xi. \quad (4)$$

The upper (lower) signs in Eqs. (2) correspond to parallel (antiparallel) arrangement of the polarization in adjacent layers (Figs. 1, 2). We denote these modes as *ferro* (F) or *antiferro* (AF) stripes. Minimization of w_N (2) with respect to p and q yields the equilibrium parameters of the stripes in the multilayers. By the form of the multilayer energy Eq. (2) the widths of the stripes are independent of the interlayer couplings κ . A complete analysis of these equations in applied field will be published elsewhere [23]. Here we investigate the ground state of the system in zero applied field, $\mathbf{F} = 0$.

Typical solutions for the equilibrium periods D are plotted in Figs. 2 and 1. Solutions for ferromagnetic

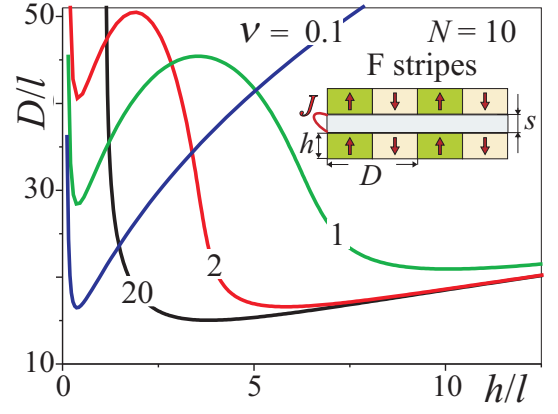


FIG. 1: Example of the equilibrium reduced period of ferro stripes in an $N = 10$ multilayer for different values of the ratio between non-polarized and polarized layer widths, $\nu = s/h$.

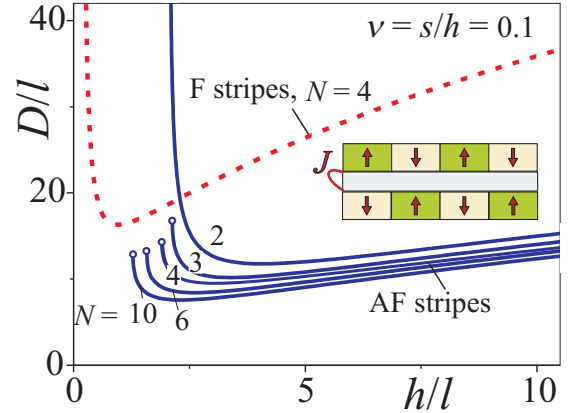


FIG. 2: The equilibrium reduced period of antiferro stripes D/l as a function of the reduced layer thickness h/l for a ratio of interlayer thickness to polarized layer thickness $\nu = s/h = 0.1$ and different values of N . The solutions exist for thickness larger than the critical thickness h_{cr} . For a two-layer systems ($N = 2$) the stripe period goes to infinity at the critical thickness. For systems with $N > 2$ the critical stripe period D_{cr} has finite values. The dotted line shows the dependence $D(h)/l$ for the period of ferro stripes in the case $N = 4$.

stripe domains exist for any layer thickness [23]. In the limit of thick layers the period D increases, while it tends to infinity as h tends to zero. The role of the stray-field couplings changes with the ratio of the interlayer thickness to the thickness of the polarized layers, $\nu = s/h$. For the limiting cases of small $\nu \ll 1$ and large $\nu \gg 1$ thickness of the spacer layer, the dependence $D(h)$ approaches the well-known behaviour of isolated layers [6]. In the limit of small ratios ν the stripe period $D(h)$ approaches the period for a single ferro stripe with an effective total polarized layer thickness. For very large separation between the polarized layers, i.e., for large ratios ν the stripe period is determined by the properties of the decoupled single layers with thickness h . However, for finite values of ν the dependencies $D(h)$ markedly de-

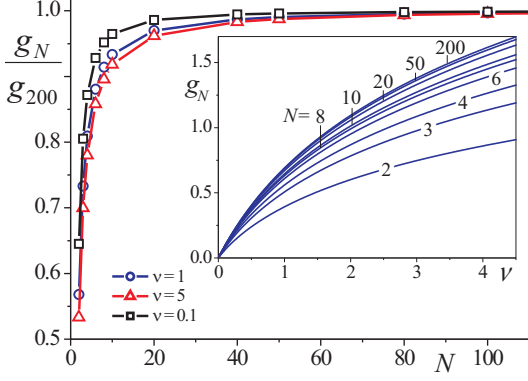


FIG. 3: The reduced values of the factor g_N as a function of N and different values of ν . Inset gives functions $g_N(\nu)$ for different values N .

viate from those of isolated layers [24]. Due to strong stray-field interactions between different layers, a non-monotonous dependence of stripe periods $D(h)$ arises in multilayers between the limiting cases of large/small values both of ν and h , as shown in Fig. 3. In the limit of small ν this function behaves as $g_N = a_N \nu$ where the factor $a_N = 2(1 - 1/N) \ln N - 4N^{-2} \sum_{k=1}^{N-1} k \ln k$ varies from $\ln(2)$ for $N = 2$ to unity as N tends to infinity. The equilibrium domain period in the limit of large N is $D = \pi h N \exp(\bar{\Lambda}_N - 1/2)$.

Solutions for equilibrium stripe states in multilayers with antiparallel interlayer couplings $J > 0$ behave differently than the ferro stripes. Antiferro stripe phases exist only in a finite range of the thickness h . At a critical thickness h_{cr} the period reaches a critical value D_{cr} for multilayer systems with $N > 2$ and tends to infinity for two-layer system, $N = 2$, (Fig. 2).

Hence, in multilayers with antialigning interlayer coupling there are three different equilibrium domain states in zero field, see phase diagram Fig. 4. For sufficiently strong interlayer couplings a monodomain phase with antiparallel correlations of adjacent layers across the stack, and an antiferro stripe phase exist. The transition between the monodomain and antiferro stripe states for the two-layer system, $N = 2$, is continuous, as seen from the divergence of $D(h)$ (Fig. 2). For $N=4, 5, 6 \dots$ the transition is first-order. For weaker interlayer coupling κ , the ferro stripe phase becomes stable. The transition between the ferro stripes and the antiferro stripes or monodomain state is a topological transition, and it is always first-order. At a triple point, that weakly depends on the multilayer repetitions N , all three phases coexist. Lines of first order transitions between the AF monodomain and AF stripe phase in dependence on N and layer thickness h are shown in Fig. 5.

The antiferromagnetic superlattices investigated by Hellwig et al. in Ref. [11] are $[\text{Co/Pt}]_{X-1}\text{Co/Ru}_N$ (with $N = 4$ to 10 and $X = 4$ to 10), where the ferromagnetic

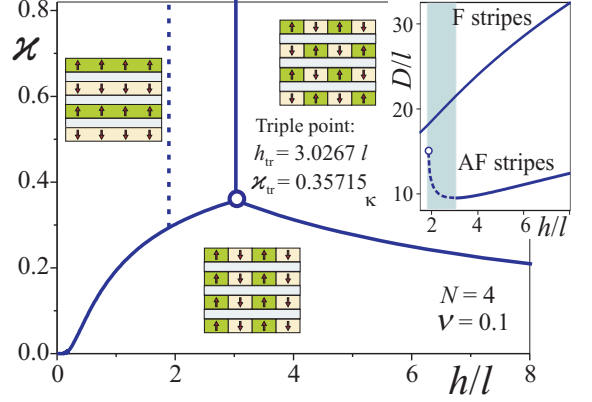


FIG. 4: The phase diagram of magnetic states in variables h/l and the reduced coupling κ favouring antiparallel orientation of adjacent layers for $N = 4$. Thick lines indicate the first-order transitions between different phases. They meet in a triple point. The dashed line shows the stability limit of the antiferro stripes. Inset shows a difference between stripe periods in ferro (F) and antiferro (AF) modes. Between the triple point and the critical point AF domains are metastable.

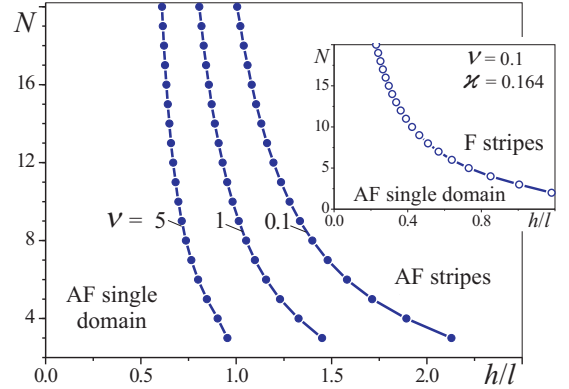


FIG. 5: The phase diagram in variables h/l and N with the critical lines between the antiferro single domain and the multidomain states. The transitional line between ferro stripes and antiferro single domain state (Inset) is in a close agreement with results obtained for magnetic Co/Pt multilayers [11].

[Co/Pt]-multilayer can be considered as a ferromagnetic single layer with strong perpendicular anisotropy. In this system, a first-order transition line between the homogeneous antiferromagnetic state and ferromagnetic stripes, and also coexistence between these states was observed. From our analytical theory, we calculate the corresponding transition line as $\pi^2 \kappa (1 - 1/N)/2 = \exp(-\pi l/(hN) - g_N \nu + 1/2)$, see inset Fig. 5.

In conclusion, we have investigated a continuum approach for the stripe multidomains that arise as regular

equilibrium depolarization structure of coupled multilayers. The zero-field phase diagram displays transitions between stripe states where adjacent layers are parallel due to depolarization effects and other phases where the layers are antiparallel under influence of short-range couplings. In this antiferro case, it is possible to stabilize monodomain states in thin multilayer systems. Furthermore, antiferro stripe phases can become stable in systems with sufficiently strong interlayer coupling. The transitions between these phases are first-order. In fact, within this model, the ferro stripe structure is metastable in the whole parameter range of the model. Therefore, the different multidomain phases can coexist in multilayer systems and are transformed into each other by

domain nucleation and growth processes. Hence, severe hysteresis effects can arise in such multilayer systems subject to specific coercivity mechanisms. In particular the AF monodomain state can arise in the form of two domains that transform into each other by a global reversal of the magnetization structure. These domains can coexist out of equilibrium as remnant of an antiferro stripe state.

Acknowledgments. We thank O. Hellwig, J. McCord, V. Neu, and R. Schäfer for discussions. A.N.B. thanks H. Eschrig for support and hospitality at the IFW Dresden. This work was supported by Deutsche Forschungsgemeinschaft through project RO 2238/6.

-
- [1] C. Kittel, Phys. Rev. **70**, 965 (1946).
 - [2] Z. Málek, V. Kamberský, Czech. J. Phys. **8**, 416 (1958).
 - [3] J. Kaczér, R. Zelený, P. Šuda, Czech. J. Phys. B **13**, 579 (1963).
 - [4] C.Kooy, U. Enz, Philips Res. Repts. **15**, 7 (1960).
 - [5] A. Suna, J. Appl. Phys. **59**, 313 (1985); H. J. G. Draaisma, W. J. M. de Jonge, J. Appl. Phys. **62**, 3318 (1987).
 - [6] A. Hubert, R. Schäfer R., *Magnetic Domains* (Springer-Verlag, Berlin, 1998); V. G. Bar'yakhtar, et al. Usp. Fiz. Nauk. **156**, 47 (1988), [Sov. Phys. Usp. **31**, 810 (1988)].
 - [7] S.K. Streiffer, J. A. Eastman, D. D. Fong, C. Thompson, A. Munkholm, M.V. Ramana Murty, O. Auciello, G. R. Bai, G. B. Stephenson, Phys. Rev. Lett. **89**, 067601 (2002); D. D. Fong, G. B. Stephenson, S. K. Streiffer, J. A. Eastman, O. Auciello, P. H. Fuoss, C. Thompson, Science **304**, 1650 (2005); M. Dawber, K. M. Rabe, J. F. Scott, Rev. Mod. Phys. **77**, 1083 (2005).
 - [8] A. M. Bratkovsky, A. P. Levanyuk, Phys. Rev. Lett. **86**, 3642 (2001); Phys. Rev. B **65**, 094102 (2002).
 - [9] P. Grünberg, R. Schreiber, Y. Pang, M. B. Brodsky, and H. Sowers, Phys. Rev. Lett. **57**, 2442 (1986).
 - [10] H.N. Lee, H.M. Christen, M.F. Chisholm, C.M. Rouleau, and D.H. Lowndes, Nature **433**, 395 (2005); J. Sigman, D. P. Norton, H. M. Christen, P.H. Fleming, L.A. Boatner, Phys. Rev. Lett. **88**, 097601 (2002); H. M. Christen, E. D. Specht, S. S. Silliman, K. S. Harshavardhan, Phys. Rev. B. **68**, 020101R (2003).
 - [11] O. Hellwig, et al. Nature Mater. **2**, 112 (2003); O. Hellwig, A. Berger, E. E. Fullerton, Phys. Rev. Lett. **91**, 197203 (2003); J. Magn. Magn. Mater. **290-291**, 1 (2005).
 - [12] H. Itoh, et al. J. Magn. Magn. Mater. **257** 184 (2003); Z.Y. Liu, S. Adenwalla, Phys. Rev. Lett. **91**, 037207 (2003).
 - [13] U. K. Rößler, A. N. Bogdanov, Phys. Rev. B. **69**, 094405 (2004); J. Magn. Magn. Mater. **269**, L287 (2004); Phys. Rev. B. **69**, 184420 (2004).
 - [14] A. M. Bratkovsky, A. P. Levanyuk, Phys. Rev. Lett. **84**, 3177 (2000); Phys. Rev. B **63**, 132103 (2001); V. A. Stephanovich, et al. Phys. Rev. Lett. **94**, 047601 (2005).
 - [15] S. T. Lagerwall. Ferroelectric and Antiferroelectric Liquid Crystals (Wiley-VHC, Weinheim, 1999), L.U. Ruijbo, et al. Jpn. J. Appl. Phys. **42**, 1628 (2003).
 - [16] M. Sayar, M. Olivera de la Cruz, S.I. Stupp, Europhys. Lett. **61**, 334 (2003).
 - [17] A.-V. Ruzette, L. Leibler, Nature Mater. **4** 19 (2005).
 - [18] W. Gillijns, A. Y. Aladyshkin, M. Lange, M. J. Van Bael, V.V. Moshchalkov, Phys. Rev. Lett. **95**, 227003 (2005); V. Jeudy, C. Gourdon, and T. Okada, Phys. Rev. Lett. **92**, 147001 (2004).
 - [19] J. W. Dong, J. Q. Xie, J. Lu, C. Adelman, C. J. Palmstrøm, J. Cui, Q. Pan, T. W. Shield, R. D. James, J. Appl. Phys. **95**, 2593 (2004); A. N. Bogdanov, A. DeSimone, S. Müller, U.K. Rößler, J. Magn. Magn. Mater. **261**, 204 (2003).
 - [20] S.-B. Choe, S.-C. Shin, Phys. Rev. B **59**, 142 (1999).
 - [21] M. Labrune, A. Thiaville, Eur. Phys. J. B **23**, 17 (2001).
 - [22] A. N. Bogdanov, D. A. Yablonskii. Fiz. Tverd. Tela **22**, 680 (1980), [Sov. Phys. Solid State **22**, 399 (1980)].
 - [23] N.S. Kiselev, I.E. Dragunov, U. K. Rößler, A. N. Bogdanov, to be published
 - [24] The particular behaviour of $D(h)$ was first obtained for a two-layer system in Ref. [23].