

Magnetic and electric phase control in epitaxial EuTiO_3 from first principles

Craig J. Fennie and Karin M. Rabe

Department of Physics and Astronomy, Rutgers University, Piscataway, NJ 08854-8019

(Dated: March 2, 2019)

There is great interest in multiferroic materials in which ferroelectric and ferromagnetic ordering not only coexist, but in which the electrical polarization and the magnetization are also strongly coupled^{1,2}. With recent successes in the application of first-principles density-functional methods to the design of new multiferroics³, the focus has now turned to how to produce a strong coupling between the two distinct order parameters⁴. In this paper, we present a first-principles calculation of the ground-state epitaxial phase diagram for the magnetic perovskite EuTiO_3 . Epitaxial strain can have profound effects on the properties of thin films, even driving systems through phase transitions. We show that in EuTiO_3 , epitaxial strain can be used to dial into the region of the phase diagram where, due to spin-phonon coupling, magnetic (electric) phase control can be achieved by an applied electric (magnetic) field. This phase-control region is bordered by a divergent magnetocapacitance on the low strain side and a phase transition from the non-polar antiferromagnetic phase to a previously unknown ferroelectric-ferromagnetic phase on the high strain side. This work is a realization of a new approach for achieving ferroelectricity with substantial polarization whose origin lies in the ordering of spins.

In bulk, EuTiO_3 is a paraelectric (PE) that crystallizes in the cubic perovskite structure (space group $\text{Pm}\bar{3}\text{m}$) with room temperature lattice constant equal to that of SrTiO_3 , $a=3.905\text{\AA}$. The Eu^{2+} ions ($J=S=7/2$) order antiferromagnetically at $T_N=5.5\text{K}$ ^{5,6,7} while neutron diffraction studies indicate G-type antiferromagnetic (AFM) order⁷. Both diffraction and local structural probes⁸ (XANES) support EuTiO_3 remaining cubic at all temperatures. Recently, Katsufuji and Takagi⁵ (KT) showed that at the onset of AFM order, the static dielectric constant, ϵ_0 , undergoes a sharp reduction of about 10%, indicating a hardening of the lattice. Further, KT demonstrated that in an increasing magnetic field the dielectric constant increases, saturating at a field large enough to fully align the spins (approximately 1.5 T), in support of a coupling between the spins and phonons of the type $\omega = \omega_{PM} + \lambda(\mathbf{S}_i \cdot \mathbf{S}_j)$ ^{9,10}.

From these experiments it is clear that in EuTiO_3 , ferromagnetic (FM) interactions tend to destabilize the lattice towards a polar instability, but that in the bulk this is a relatively small effect. Here, we report the use of epitaxial strain to dial into the region of the phase diagram where a spin-phonon-driven destabilization actually oc-

curs, and the resulting FM-ferroelectric (FE) phase is a low-lying state competing with the AFM-PE ground state. As recently discussed by Tokura⁴, this is precisely the key to designing a strong polarization-magnetization coupling. We will see that this coupling leads to the control of the magnetic (electric) phase by application of an electric (magnetic) field. At higher but still readily accessible strains, we find a novel FM-FE ground state. The use of epitaxial strain to exploit the relatively modest spin-phonon effects displayed in bulk materials provides an exciting new design strategy in the pursuit of strong magnetization-polarization coupled multiferroics.

First, to examine the validity of a spin-phonon coupling mechanism in bulk EuTiO_3 we performed first-principles density-functional calculations of the infrared-active phonons and the Born effective charges, allowing us to evaluate the static dielectric response ϵ_0 of a single-domain, stoichiometric, defect-free crystal. To elucidate the role of magnetic order on the phonons and subsequently the dielectric response, we calculate the quantities just mentioned with the Eu spins in two different magnetic configurations: FM and G-type AFM. All calculations for cubic EuTiO_3 were carried out at the experimental lattice constant $a_0 = 3.90\text{\AA}$. The calculated magnetic exchange constants were found to be in good agreement with experiment (shown in parentheses): $J_1 = -0.013\text{ K}$ (-0.014 K), $J_2 = +0.065\text{ K}$ ($+0.037\text{ K}$); the positive sign for J_2 is consistent with the unusual positive sign of the Curie-Weiss temperature for AFM EuTiO_3 . The ground state is thus correctly found to be G-type AFM, with the FM state higher in energy by 0.2 meV per formula unit. For the static dielectric constant, we find $\epsilon_0 = 350$ for EuTiO_3 with FM order and $\epsilon_0 = 280$ with AFM order. These values compare well with the experimental values of 420 and 380 in fields of 1.5 T and 0 T, respectively⁵. The spin-dependence of the dielectric response is due entirely to the lowest-lying infrared-active phonon TO1, which we calculate to be at 70 cm^{-1} and 77 cm^{-1} for FM and AFM respectively. This good agreement of the relative magnitudes of the values for ϵ_0 with the size of the experimentally measured field-induced change confirms KT's suggestion that the magnetocapacitive effect in bulk EuTiO_3 is indeed due to spin-phonon coupling, with the sign of the coupling λ such that FM spin alignment reduces the stability of the low-frequency polar phonon.

Next, we consider the effects of epitaxial strain. In perovskite titanates such as SrTiO_3 and BaTiO_3 , it is well known both experimentally and theoretically that epitaxial strain couples strongly to the low lying TO1 polar mode. For example, in SrTiO_3 , a modest epitaxial

strain of less than 1% transforms the paraelectric bulk material into a room-temperature ferroelectric¹¹, with a spontaneous polarization¹² of nearly $20 \mu\text{C cm}^{-2}$. As the calculated eigendisplacement pattern of this polar mode for EuTiO_3 is virtually identical to that of the soft polar mode previously calculated for SrTiO_3 and BaTiO_3 , it is natural to expect similar strain coupling, with the spin-phonon coupling in EuTiO_3 adding richness to the phase diagram.

We isolate the effects of epitaxial strain, as in previous phenomenological and first-principles studies^{13,14,15}, by imposing the epitaxial constraint on the lattice parameters of the infinite crystal with periodic boundary conditions, corresponding to zero macroscopic electric field. For simplicity, in the present study we consider only compressive strain. We focus attention on the lowest-lying ir-active phonon, TO1, which as mentioned above dominates the spin-dependent dielectric response in cubic EuTiO_3 and any possible ferroelectric instability. In the cubic phase, TO1 is 3-fold degenerate, where each phonon mode is polarized along one of the three Cartesian coordinates. Under a biaxial compressive strain in the a - b plane, the lattice expands along the c -axis, conserving volume to a first approximation. This lowers the symmetry of EuTiO_3 from cubic to tetragonal, splitting the 3-fold degenerate TO1 mode into a two-fold E_u and one-fold A_{2u} degenerate mode polarized perpendicular and parallel to the c -axis respectively. Under compressive strain, the E_u modes harden and are not relevant to our study.

In Fig. 1, we show the evolution of the lowest-lying ir-active A_{2u} phonon frequency with biaxial compressive strain η for FM and AFM EuTiO_3 . At $\eta=0$, we have bulk EuTiO_3 where $\omega_{A_{2u}} = \omega_{\text{TO1}} = 70 \text{ cm}^{-1}$ and 77 cm^{-1} for FM and AFM respectively, as we previously discussed. With increasing compressive strain, the A_{2u} phonon fre-

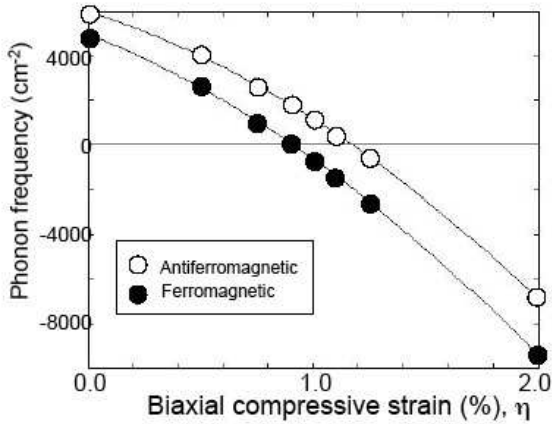


FIG. 1: Soft ir-active phonon frequency squared, ω^2 , (cm^{-2}) of paraelectric EuTiO_3 as a function of compressive epitaxial strain η . Space group for $\eta \neq 0$ is $P4/\text{mmm}$; the phonon is polarized along the tetragonal axis, with symmetry label A_{2u} .

quency decreases for both types of magnetic order. At approximately $\eta_{c1} = 0.92\%$, the FM system develops a polar instability as evidenced by the vanishing ir-active phonon frequency. On the other hand, the AFM system remains stable up to approximately $\eta_{c2} = 1.2\%$. Thus, in the intermediate strain regime between $\eta \approx 0.92\%$ and $\eta \approx 1.2\%$, EuTiO_3 has a low-lying FM-FE state in competition with a AFM-PE state, exactly the conditions which have been identified as facilitating strong polarization-magnetization coupling.

It is this difference in the ferroelectric instability for the AFM and FM orderings that leads to a giant magnetocapacitive effect near the critical strains, η_c . To see this, in Fig. 2(a) we show the component of the static dielectric tensor along the c -axis, ϵ_{33} , calculated from first principles for AFM ordering and for FM ordering. For each ordering, as the frequency of the polar mode goes to zero at the corresponding η_c , the dielectric response diverges. For example, at $\eta = 0.9\%$, we find $\epsilon_{33} \approx 10^3$ for the ground state AFM-PE phase. If a magnetic field is applied that aligns the spins into FM ordering, the dielectric response increases 50-fold to that of the FM-PE

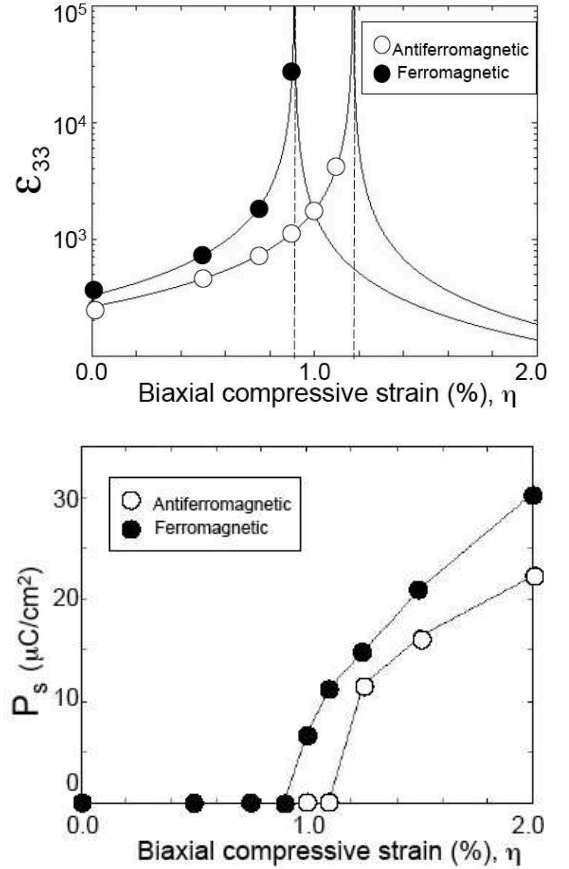


FIG. 2: (Top) Static dielectric constant ϵ_{33} and (bottom) spontaneous polarization P_s as a function of epitaxial compressive strain η . For ϵ_{33} , the solid lines are fits proportional to $(\eta - \eta_c)^{-1}$ while the dashed vertical lines indicate η_c .

phase, $\epsilon_{33} \approx 5 \times 10^4$. Since the AFM-PE response remains finite as η_{c1} is approached while the FM-PE response diverges, the magnetocapacitance diverges in the vicinity of the phase boundary.

Once the critical strain is crossed for each ordering, the unstable polar phonon freezes in and the ground state crystallographic symmetry becomes $P4mm$. In Fig. 2(b), we show the computed spontaneous polarization for the relaxed ground state structures as a function of epitaxial strain. A large polarization-strain coupling is evident for both orderings. For strains above 1.2%, the AFM state also become ferroelectric, but the range of strains over which the AFM-FE state is the ground state is extremely narrow, with a first-order transition to the FM-FE phase occurring at $\eta \approx 1.25\%$. At this phase boundary, the polarization in the FM phase is already over $10 \mu\text{C cm}^{-2}$. Thus, we show that a previous unknown multiferroic phase of EuTiO_3 , with a symmetry-allowed linear magnetoelectric effect, can be stabilized by readily accessible epitaxial strains.

The most interesting behavior in this system is produced in the intermediate strain region, $\eta_{c1} < \eta < \eta_{c2}$, under applied electric \mathcal{E} or magnetic \mathcal{H} fields. We obtain a qualitative understanding of the phase diagram to leading order by adding the terms $-M \cdot \mathcal{H}$ and $-P \cdot \mathcal{E}$ to the energy, and taking the magnetization M and the polarization P to have their zero-field values. For example, at $\eta=1.0\%$ the ground state is still the AFM-PE phase but the application of an applied magnetic field of sufficient strength to fully align the spins, $\mathcal{O}(1\text{T})$ (the same order of magnitude as that found by KT for the bulk), induces a substantial spontaneous polarization $P_s \approx 10 \mu\text{C cm}^{-2}$, by driving the system into the FM-FE phase. Notably, this polarization is several orders of magnitude greater than the polarization of all previously known ferroelectrics whose origin is through a coupling to spins. In addition, at $\eta=1.0\%$ the application of an electric field, $\mathcal{O}(10^5 \text{V cm}^{-1})$ (small for thin films) favors the polar FE phase over that of the non-polar PE phase, inducing a magnetization of $7\mu_b$ by driving the system into the FM-FE phase.

From these estimates, both magnetic control of the electric phase and electric control of the magnetic phase in epitaxially strained EuTiO_3 should be easily attainable experimentally. However, the symmetry of the paraelectric-paramagnetic structure determines the lowest order spin-phonon coupling (the origin of the discussed effects) as a bi-quadratic effect $\mathcal{F}_{int} \propto M^2 P^2$. So, while an applied magnetic field can turn the polarization on from zero, there is no preferred direction and the magnetic field does not act to reversibly switch the spontaneous polarization between symmetry-related orientations. At present, such switching has only been demonstrated in multiferroics with minute polarizations^{16,17}. Similarly, an applied electric field cannot be used to reversibly switch between different magnetization states¹⁸, though it can turn a substantial magnetization on from zero.

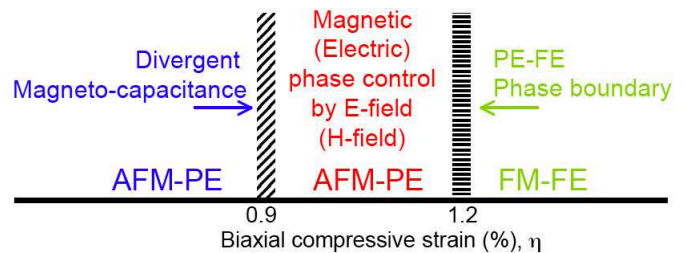


FIG. 3: EuTiO_3 : Compressive epitaxial strain (η) phase diagram.

In this letter we have presented a realization of a new mechanism for strong coupling between magnetic and ferroelectric ordering, allowing electric phase control by a magnetic field and vice versa. The required material characteristics are a spin-phonon coupling through which FM spin alignment softens a low-frequency polar mode that is strongly coupled to epitaxial strain. First-principles calculations for bulk EuTiO_3 and a close analogy to SrTiO_3 support experimental evidence suggesting that EuTiO_3 satisfies these criteria. First-principles investigation of the ground-state compressive epitaxial-strain phase diagram of EuTiO_3 indeed shows divergent magnetocapacitance and a rich phase diagram at accessible strains of about 1%. The predicted competition between an AFM-PE phase and a FM-FE phase allows magnetic phase control with an applied electric field, and electric phase control with an applied magnetic field, with modest critical fields. Above a strain of 1.25%, the FM-FE phase becomes the ground state, with a magnetization of $7\mu_b$ and a substantial polarization of $30 \mu\text{C cm}^{-2}$ at the phase boundary. We summarize these results for compressive strain in Fig. 3. In further analogy to SrTiO_3 , analogous effects in EuTiO_3 are expected not only for compressive, but also for tensile epitaxial strain; first-principles investigations are in progress. The recent success in fabricating high-quality thin films of EuTiO_3 with zero epitaxial strain¹⁹ is encouraging for experimental realization of the predicted effects. While we have focused on the example of EuTiO_3 , we expect that additional examples of materials with the necessary characteristics could be identified and their epitaxial phase diagrams explored. Epitaxial stabilization of a FM-FE phase over a AFM-PE phase may also prove to be a useful avenue to the identification of new FM insulators suitable for spintronics applications.

Method

Within density-functional theory, the failure of the generalized gradient approximation (GGA) properly to capture the physics of strongly correlated systems is well established. A widely accepted approach beyond GGA is the GGA plus Hubbard U (GGA+U) method²⁰. We perform first-principles density-functional calculations using projector augmented-wave potentials within spin-polarized GGA+U approximation as implemented in the *Vienna ab initio Simulation Package*^{21,22,23,24} with

a plane wave cutoff of 500 eV and a $6\times 6\times 6$ Γ -centered k -point mesh. The PAW potential for Eu treated the $4f^7 5s^3 5p^6 6s^2$ as valence states. All calculations were performed with collinear spins and without LS-coupling. As expected for Eu^{2+} which lacks orbital degrees of freedom, inclusion of LS-coupling does not change the results. Values of the Eu on-site Coulomb, $U = 6$ eV, and exchange, $J_H = 1.0$ eV, parameters were used that give a reasonable account of the magnetic exchange constants which were extracted by mapping GGA+U calculations of the total energy for different spin configurations at $T=0$ onto a classical Heisenberg model; $E_{\text{spin}} = -\sum_{ij} J_{ij} \mathbf{S}_i \cdot \mathbf{S}_j$ (note, in our notation the energy per spin bond is $2J$). In polar dielectrics such as EuTiO_3 , the phonon response dominates the static dielectric constant, ϵ_0 , and the electric contribution, ϵ_∞ , can be ignored. With this approximation $\epsilon_0 = \sum_m \Omega_{p,m}^2 / \omega_m^2$ where the individual terms are the contribution from each i.r.-active phonon, sometimes referred to as the oscillator strength. $\Omega_{p,m}$ and ω_m are the effective plasma frequency and i.r. phonon

frequency for mode m , respectively. Phonon frequencies and eigendisplacements were calculated using the direct method where each ion was moved by approximately 0.01\AA . Born effective charge tensors were calculated by finite differences of the polarization using the modern theory of polarization²⁵ as implemented in VASP. Ω_p was determined from calculations of the Born effective charge tensors and the real-space eigendisplacements of the phonons. Calculations with GGA+U overestimate lattice constant a by $\sim 1\%$. We introduce a shift of the zero for σ_{33} , the out-of-plane component of the stress, so that $\sigma_{33}=0$ for the cubic structure at the experimental lattice constant, $a_{\text{exp}} = 3.9\text{\AA}$. Thus, the correct cubic structure is obtained at misfit strain $\eta \equiv (a_{\text{exp}} - a)/a_{\text{exp}} = 0$.

Acknowledgments We thank D. G. Schlom and D. Vanderbilt for useful discussions. This work was supported by DMR-05-07146. CJF acknowledges support from Bell Labs and Rutgers University.

-
- ¹ Fiebig, M. Revival of the magnetoelectric effect, *J. Phys. D: Appl. Phys.* **38**, R123 (2005).
 - ² Spaldin, N. A. & Fiebig, M. Renaissance of magnetoelectric multiferroics, *Science* **309**, 391 (2005).
 - ³ Ederer, C. & Spaldin, N. A. Recent progress in first-principles studies of magnetoelectric multiferroics, *Current opinion in solid state and materials science* (2006).
 - ⁴ Tokura, Y. Multiferroics as quantum electromagnets, *Science* **312**, 1481 (2006).
 - ⁵ Katsufuji, T. & Takagi, H. Coupling between magnetism and dielectric properties in quantum paraelectric EuTiO_3 , *Phys. Rev. B* **64**, 054415 (2001).
 - ⁶ Chien, C.-L., DeBenedetti, S. & De S. Barros, F. Magnetic properties of EuTiO_3 , Eu_2TiO_4 , and $\text{Eu}_3\text{Ti}_2\text{O}_7$, *Phys. Rev. B* **10**, 3913 (1974).
 - ⁷ McGuire, T. R., Shafer, M. W., Joenk, R. J., Alperin, H. A. & Pickart, S. J. Magnetic structure of EuTiO_3 , *J. Appl. Phys.* **37**, 981 (1966).
 - ⁸ Ravel, B. & Stern, E. A. Local disorder and near edge structure in titanate perovskites, *Physica B* **209**, 216 (1995).
 - ⁹ Fennie, C. J. & Rabe, K. M. Magnetically induced phonon anisotropy in ZnCr_2O_4 from first principles, *Phys. Rev. Lett.* **96**, 205505 (2006).
 - ¹⁰ Baltensperger, W. Influence of magnetic order on conduction electrons and phonons in magnetic semiconductors, *J. Appl. Phys.* **41**, 1052 (1970).
 - ¹¹ Haeni, J.H. *et al.* Room-temperature ferroelectricity in strained SrTiO_3 , *Nature* **430**, 758 (2004).
 - ¹² Antons, A., Neaton, J. B., Rabe, K. M. & Vanderbilt, D. H. Tunability of the dielectric response of epitaxially strained SrTiO_3 from first principles, *Phys. Rev. B* **71**, 024102 (2005).
 - ¹³ Pertsev, N. A., Zembilgotov, A. G. & Tagantsev, A. K. Effect of mechanical boundary conditions on phase diagrams of epitaxial ferroelectric thin films, *Phys. Rev. Lett.* **80**, 1988 (1998).
 - ¹⁴ Neaton, J. B. & Rabe, K. M. Theory of polarization enhancement in epitaxial $\text{BaTiO}_3/\text{SrTiO}_3$ superlattices, *Appl. Phys. Lett.* **82**, 1586 (2003).
 - ¹⁵ Dieguez, O., Rabe, K. M. & Vanderbilt, D. H. First-principles study of epitaxial strain in perovskites, *Phys. Rev. B* **72**, 144101 (2005).
 - ¹⁶ Hur, N., Park, S., Sharma, P. A., Ahn, J. S., Guha, S. & Cheong, S.-W. Electric polarization reversal and memory in a multiferroic material induced by magnetic fields, *Nature* **429**, 392 (2004).
 - ¹⁷ Kimura, T., Goto, T., Shintani, H., Ishizaka, K., Arima, T. & Tokura, Y. Magnetic control of ferroelectric polarization, *Nature* **426**, 55 (2003).
 - ¹⁸ Lottermoser, T., Lonkai, T., Amann, U., Hohlwein, D., Ihringer, J. & Fiebig, M. Magnetic phase control by an electric field, *Nature* **430**, 541 (2004).
 - ¹⁹ Wang, H.-H., Fleet, A., Brock, J. D., Dale, D. & Suzuki, Y. Nearly strain-free heteroepitaxial system for fundamental studies of pulsed laser deposition: EuTiO_3 on SrTiO_3 , *J. Appl. Phys.* **96**, 5324 (2004).
 - ²⁰ Anisimov, V. I., Aryasetiawan, F. & Lichtenstein, A. I. First-principles calculations of the electronic structure and spectra of strongly correlated systems: the LDA+U method, *J. Phys.: Condens. Matt.* **9**, 767 (1997).
 - ²¹ Kresse, G. & Hafner, J. Ab initio molecular dynamics for liquid metals *Phys. Rev. B* **47**, R558 (1993);
 - ²² Kresse, G. & Furthmüller, J. Efficient iterative schemes for ab initio total-energy calculations using a plane-wave basis set, *Phys. Rev. B* **54**, 11169 (1996).
 - ²³ Blöchl, P. E. Projector augmented-wave method, *Phys. Rev. B* **50**, 17953 (1994);
 - ²⁴ Kresse, G. & Joubert, D. From ultrasoft pseudopotentials to the projector augmented-wave method, *Phys. Rev. B* **59**, 1758 (1999).
 - ²⁵ King-Smith, R. D. & Vanderbilt, D. Theory of polarization of crystalline solids, *Phys. Rev. B* **47**, R1651 (1993).