

Evidence of *s*-Wave Subdominant Order Parameter in YBCO from Break-Junction Tunneling Spectra

A.I.Akimenko^{1,2}, F.Bobba¹, F.Giubileo¹, V.Gudimenko², A.Scarfato¹, and A.M.Cucolo¹

¹ Department of Physics and INFN Unit, University of Salerno, Via S. Allende; 84081 Baronissi, Italy

² B.Verkin Institute for Low Temperature Physics & Engineering National Academy of Sciences of Ukraine., 47 Lenin Ave, 61103 Kharkiv, Ukraine

The tunneling spectra of $\text{YBa}_2\text{Cu}_3\text{O}_{7-\delta}$ break-junctions have been investigated for the tunneling direction close to the node one. Zero-bias conductance peak (ZBCP) and Josephson current have been studied with temperature and magnetic field. The observed deep splitting of ZBCP which starts at $T_S < 20\text{-}30\text{K}$ is in agreement with the theory for the $d_{x^2-y^2 \pm is}$ order parameter [5]. The low (0.04T) magnetic field depresses significantly such a splitting. The $1/T$ temperature dependence of maximum Josephson current goes to saturation at $T < T_S$ also confirming the mixed order parameter formation.

For the *d*-wave superconductors, theory predicts specific quasiparticle bound states (Andreev bound states) near scattering structures such as surfaces, interfaces and other defects [1]. In these areas an order parameter (OP) may change significantly and subdominant OP may appear leading to a mixed OP (such as $d_{x^2-y^2 \pm is}$ or $d_{x^2-y^2 \pm id_{xy}}$) with the spontaneous breaking of time reversal symmetry (BTRS) [2-5].

Andreev bound states manifest themselves in different tunneling spectra as a zero bias conductance peak in agreement with the theory for $d_{x^2-y^2}$ -wave pairing [1]. In the case of breaking of time reversal symmetry (due to magnetic field or subdominant OP), splitting of ZBCP was predicted [5-7] and also observed in several experiments [8-12]. Theory shows different kind of splitting for *is* and *id_{xy}* subdominant OP [5, 13]. This question had not been studied in experiments up to now.

Josephson critical current may also give information about subdominant OP presence. Its temperature dependence is predicted to saturate at temperatures $T < T_S$ (T_S is a critical temperature for subdominant OP) [14].

It is interesting to note that some theories predict splitting of ZBCP without any subdominant OP [15] and even BTRS [16].

To solve the problem we have investigated the S-I-S Josephson junction. The break-junction method for a thin film was applied and the tunneling spectra with the deep splitting of ZBCP at temperatures up to 20-30 K have been registered. An analysis of temperature and magnetic field dependences says in favor of *is* subdominant order parameter presence. The maximum Josephson current also saturates at $T < T_S$.

The tunnel junctions were produced by applying the special break-junction technique [17] to highly biepitaxial *c*-axis oriented $\text{YBa}_2\text{Cu}_3\text{O}_{7-\delta}$ thin films (thickness $\approx 200\text{nm}$), d.c. sputtered on (001) SrTiO_3 substrates [18]. Electrical characterization showed critical temperatures T_C ($p=0$) $> 91\text{K}$ and $\Delta T_C < 1$. To determine the lateral lattice alignment between the films and the substrates the X-ray pole figure analysis was used [19]. The stripe-like samples (with the [110]-direction long side) were glued to a metallic bending plate by epoxy glue. A special epoxy cover over the whole sample was applied to make the construction stable with time and temperature change (more details in [17, 19]). As a result we were able to investigate a single break junction in about a weak time, with only small change in its resistance in the temperature range 4.2-120K [20]. To maximize the tunnel current along the node direction a straight groove was scratched in the central part of the covered sample (perpendicular to [110] direction), where the bending is maximum. By bending at low temperature using a differential screw, it's possible to crack the

substrate together with the film along the groove and smoothly adjust the junction resistance. The optical microscope study showed that the fracture direction can deviate from the straight line only about 10° . More experimental details can be found in [19].

In Fig.1 we show the low-bias tunneling spectrum dI/dV v.s. V of Y123 break junction at $T=10K$ measured by standard modulation technique (see also Fig. 3). One can observe the simultaneous presence of two peak structures. Indeed, a well developed, narrow peak (with width $w_J=\pm 0.8$ mV) centered at zero energy appears superimposed to a less pronounced, wider double peak structure ($w_Z=\pm 2.5$ mV). In addition to these the wide gap-related maxima (or the bound states with nonzero energy [1]) around $\pm 15mV$ are observed that shifts towards lower biases for increasing temperature and disappears for $T \rightarrow T_C$ [20]. The similar peak structure with the ZBCP and gap-related peak was also found in Ref. [21] for the close to $[110]$ direction tunneling in N-I-S ramp-edge junctions.

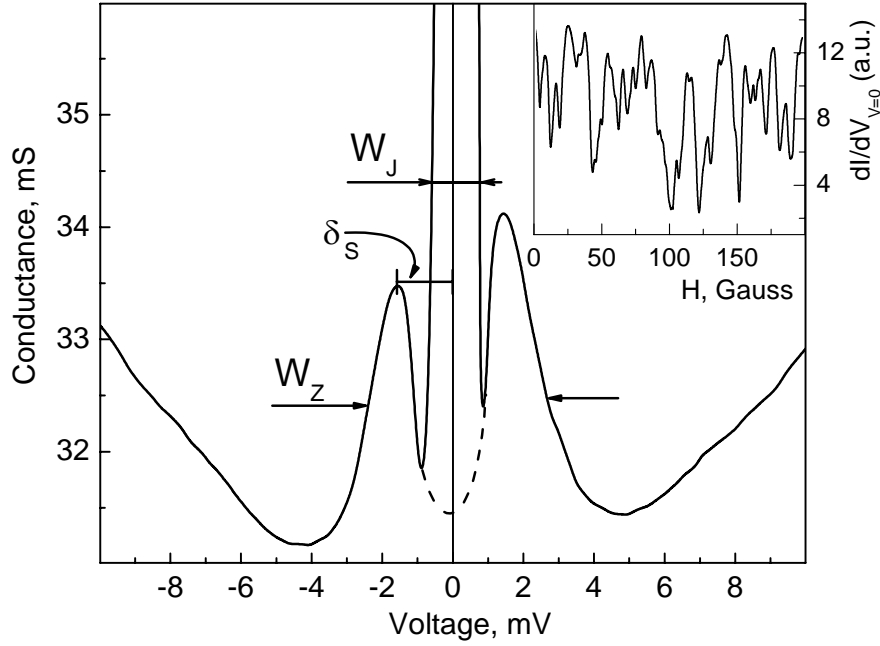


Fig. 1 Tunneling spectrum dI/dV vs. V of YBCO break-junction at $T=10K$ (solid line). The dash line is a possible minimum around $V=0$ drawn by arm. The Josephson peak (with the width $w_J=\pm 0.8$ mV) superimposes on the double peak structure ($w_Z=\pm 2.5$ mV). δ_S shows a position (from $V=0$) of the peak in the double peak structure. To understand the relative intensity of the peaks see Fig. 3.

Inset: Magnetic field dependence of the zero-bias conductance. The external field was applied parallel to the c-axis direction.

The narrow peak centered at $V=0$ is mostly due to Josephson direct current though it corresponds to a smeared current step at $V=0$. The more the junction resistance the less its relative intensity. However, the most decisive argument in favor of Josephson tunneling is the magnetic field dependence of the conductance at $V=0$ shown in inset of Fig. 1. A similar oscillating behavior was also found for Josephson critical current in junctions with nonuniform current-density distribution [22]. In our case, the nonuniform current may be also due to some deviations from the planar configuration of the junction. However, a similar current step with finite conductance at $V=0$ was earlier observed in YBCO grain boundary junctions [23] as well as in YBCO and Nb break-junctions [19-24]. Around junction T_c thermal and external fluctuations can induce a nonzero resistance since the Josephson coupling energy $E_J = \hbar I_C / 2e$ is comparable with the thermal energy $k_B T$. However, at least for our low resistance junctions ($R_N=20-100\Omega$) at liquid helium temperature E_J was greater than $k_B T$ by a factor of 20. On the

other hand, as far as we know, the fluctuation effect on the Josephson current for d -wave superconductors is not studied yet.

The double peak structure with the width w_Z looks like the expected Andreev bound states structure for the case of subdominant OP [1]. The possible form of the structure under Josephson peak is shown by dash-line. In Fig. 2, 3 we show change of the structure with temperature and low magnetic field. One can see that a double peak structure around $V=0$, observed at low temperatures, disappears with the temperature raise at T between 20 and 30K

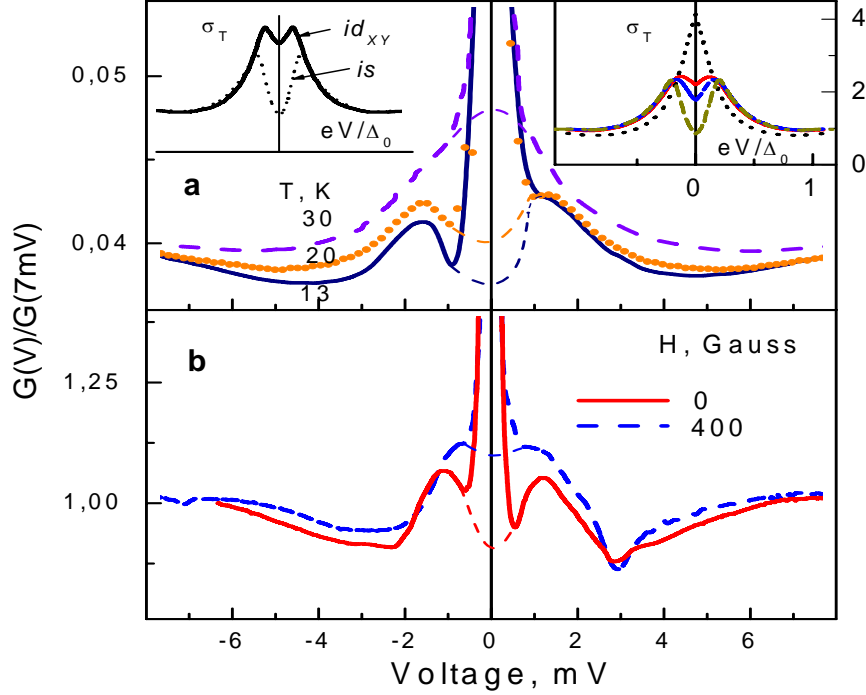


Fig. 2 Change of Andreev bound state peak structure in normalized tunnel conductance G with low temperature T (Fig. a) and magnetic field H (Fig. b) increase. Normalizations of $G(V)$ are done for $T=13\text{K}$ (a) and $H=0$ (b). The thin dash – line is a possible form of the minimum under the Josephson peak.

Panel: Comparison of calculated tunneling spectra of S-I-N junctions for the node direction tunneling and for $d_{x^2-y^2} \pm is$ and $d_{x^2-y^2} \pm id_{xy}$ order parameters. $T_s/T_c=0.2$. $T/T_c=0.05$ [5].

Inset: Calculated S-I-N junction tunneling spectra for $d_{x^2-y^2} \pm is$ -wave state for the node direction tunneling. $T_s/T_c = 0.2$. Bath temperatures $T/T_c = 0.05, 0.10, 0.12, 0.13$ starting from bottom at $V=0$ [5].

(Fig. 2a). Such splitting of ZBCP with the deep minimum (looking like a pseudogap at $T=0$) is only predicted for the $d_{x^2-y^2} \pm is$ order parameter (panel of Fig. 2a) [5, 13]. The experimental temperature dependence is similar to the calculated one in Ref. [5] (inset in Fig. 2a). We should note that for the S-I-S junctions investigated here, the relative intensity of the spectrum peaks must be more than that for the calculated in Ref. [5] N-I-S junctions [25]. Nevertheless, the alternative $d_{x^2-y^2} \pm id_{xy}$ order parameter will not give so deep minimum that are found in our experiments. Thus, for the first time we have clear evidence in favor of is subdominant OP from tunneling measurements. The same conclusion was done recently in [26] after analysis of Andreev reflection point-contact spectra.

The maximum strength of the subdominant s -wave pairing from our measurements is $T_s/T_c \approx 0.24$ much higher than $T_s/T_c \approx 0.10$ earlier reported [8]. Theory predicts a value of $T_s/T_c = 0.16$ [4].

We have also found that in relatively low magnetic field $\approx 400\text{G}$ the depth of the minimum and a distance between peaks $2\delta_s$ essentially decreases (Fig. 2b). It is reasonable because such a magnetic field may effect as a strong depairing factor on the s -wave pairing. On the other hand, magnetic field can effect on the Andreev bound states shifting their energies to

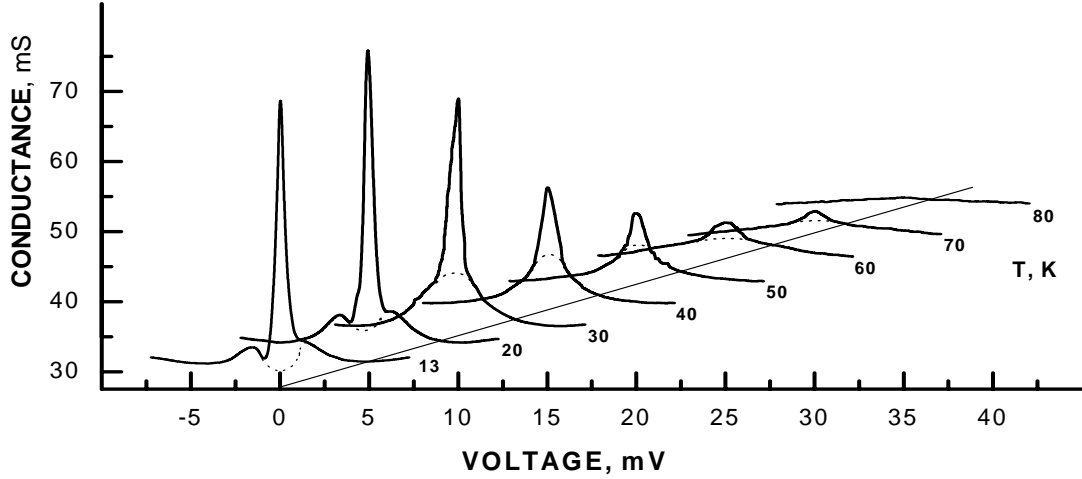


Fig. 3 Temperature dependence of tunneling spectra dI/dV v.s. V . The curves at $T > 13\text{K}$ have been successively shifted along the bias (with a 5 mV step) and conductance axes (along the thin solid line). The dash line is a possible background under Josephson peak.

higher values (with proper increase of δ_s) due to Doppler effect [8]. This effect was usually observed earlier. It seems difficult to distinguish these two opposite effects if the minimum at $V=0$ is small (smeared due to roughness of the junction interface, for instance, [1]). Nevertheless, looking carefully on the results in Ref. [11], one can find the systematic decrease of δ_s with the low magnetic field increase too.

In addition to this, when the is -wave (or id_{xy} -wave) subdominant pairing realizes, theory

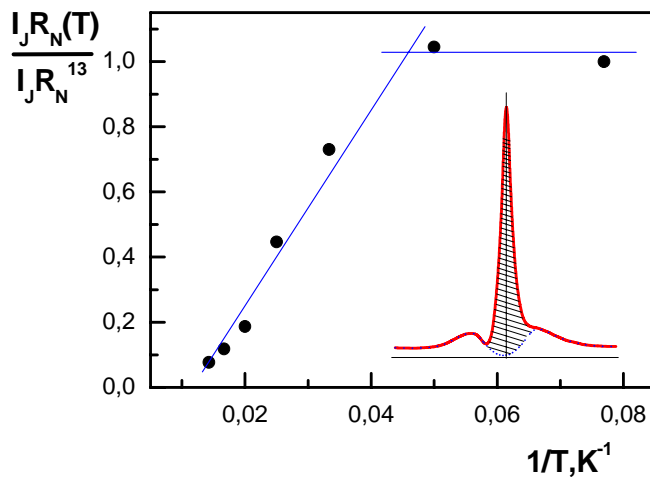


Fig. 4 Temperature dependence of the Josephson current $I_J R_N$ normalized to value at $T=13\text{K}$, where R_N is normal state resistance at $V=100\text{mV}$. The current corresponds to a square of the shaded area like shown in a panel.

predicts the saturation of the maximum Josephson current at $T < T_S$ due to a decrease of the density of Andreev bound states at Fermi level which transfer the Josephson current [14]. A similar behavior is observed in our experiments, as reports in Fig. 3, 4. One can see in Fig. 3 that the width of the narrow peak associated with the Josephson current is almost the same with the temperature raise. It says once more that the thermal fluctuation is not a reason of smearing of Josephson current step. It seems reasonable to characterize the Josephson current by integration of the conductance peak subtracting the possible background (see a panel

of Fig. 4). The temperature dependence of such a current is shown in Fig. 4 demonstrating clear saturation for $T < 20\text{-}30\text{K}$. We have also observed the close to $1/T$ dependence in a large temperature range in agreement with the experimental results for the ZDCP intensity in S-I-S junction in Ref. [27] and theory for the node direction tunneling in junctions with the same order parameter orientation in both electrodes [28]. Such junctions were most probably realized in our experiments.

As far as we know this is the first observation of such a type of the Josephson current behavior.

In summary, the predicted form of the tunneling spectrum with the deep minimum around $V=0$, the anomalous temperature behavior of Andreev bound states and of Josephson current have been observed in YBCO break-junctions giving clear evidence for a mixed symmetry $d_{x^2-y^2 \pm is}$ of order parameter near the (110) surface in contrast to $d_{x^2-y^2 \pm id_{xy}}$ OP. The deduced strength of the subdominant is OP is rather high leading to a transition to the $d_{x^2-y^2 \pm is}$ states at $20 < T_S < 30$.

References

1. S. Kashiwaya, Y. Tanaka, Rep. Prog. Phys. **72**, 1641 (2000)
2. M. Sigrist et al., Phys. Rev. Lett. **74**, 3249 (1995)
3. M. Matsumoto, M. Shiba, J. Phys. Soc. Jpn. **65**, 2194 (1996)
4. J.-X. Zhu et al., Phys. Rev. B **59**, 3353 (1999)
5. Y. Tanuma, Y. Tanaka, S. Kashiwaya, cond-mat/0106014
6. M. Fogelström et al., Phys. Rev. Lett. **79**, 281 (1997) (cond-mat/9705260)
7. J.X. Zhu and C.S. Ting, Phys. Rev. B **57**, 3038 (1998)
8. M. Covington et al., Phys. Rev. Lett. **79**, 277 (1997)
9. M. Aprili, E. Badica, and L.H. Greene, Phys. Rev. Lett. **83**, 4630 (1999)
10. L.H. Greene et al., Physica B **280**, 159 (2000)
11. R. Krupke and G. Deutscher, Phys. Rev. Lett. **83**, 4637 (1999)
12. F. Giubileo, F. Bobba, A.M. Cucolo, and A.I. Akimenko, Int. J. Mod. Phys. B **14**, 3080 (2000)
13. D. Rainer et al., J. Phys. Chem. Solids **59**, 2040 (1998) (cond-mat/9712234)
14. Y. Tanaka et al., Phys. Rev. B **58**, 2948 (1998)
15. M. Fogelström and S.-K. Yip, Phys. Rev. B **57**, 14060 (1998)
16. D.K. Morr, E. Demler, cond-mat/0010460
17. A.I. Akimenko et al., Physica C **319**, 59 (1999); J. Low Temp. Phys. **107**, 511 (1997)
18. C. Beneduce, F. Bobba, M. Boffa, M.C. Cucolo, and A.M. Cucolo, Int. J. Mod. Phys. B **13**, 1005 (1999)
19. A.M. Cucolo, F. Bobba, and A.I. Akimenko, Phys. Rev. B **61**, 694 (2000)
20. F. Giubileo, A.M. Cucolo, A.I. Akimenko, F. Bobba, Eur. Phys. J. B **24**, 305 (2001)
21. I. Iguchi et al., Phys. Rev. B **62**, 6131 (2000)
22. H. Hilgenkamp et al., Phys. Rev. B **53**, 14586 (1996)
23. M.G. Mdici et al., J. Supercond. **15**, 225 (1998)
24. C.J. Müller et al., Physica C **191**, 485 (1992)
25. E.L. Wolf, Principles of Electron Tunneling Spectroscopy. Oxford Univ. Press, 1985
26. A. Kohen et al., Phys. Rev. Lett. **90**, 207005 (2003)
27. L. Alf et al., cond-mat/9806150
28. Yu.S. Barash et al., Phys. Rev. Lett. **77**, 4070 (1996)