

Possible role of ^3He impurities in solid ^4He

Efstratios Manousakis

Department of Physics, Florida State University, Tallahassee, FL 32306-4350
and Department of Physics, University of Athens, Greece.

(Dated: December 2, 2024)

We use a quantum lattice gas model to describe the essential aspects of the motion ^4He atoms and of a ^3He impurity in solid ^4He . We find that ^3He impurities promote ^4He atoms to interstitial sites and this can turn the bosonic quantum crystal into a metastable supersolid. It is suggested that ^3He impurity atoms, which produce the interstitial ^4He atoms, might have been reabsorbed by pure ^4He solid formed during the first stage of a multi-stage solid ^4He nucleation process. While we use the “spin”-wave approximation and low dimensional lattices to illustrate some of the ideas, we argue that the conclusions drawn from these studies may be valid for the real system.

Kim and Chan[1, 2] (KC) using the torsional oscillator technique found a decrease in the resonant period of solid ^4He confined in porous vycor glass[1] and in bulk solid helium[2] below 200mK , indicating the possible onset of superfluidity in solid helium. The experimental results of KC have been independently confirmed by Rittner and Reppey[3] (RR) using a different geometry to confine the solid. In addition, RR observed that the superfluidity of solid helium can be significantly influenced or eliminated by annealing of the solid helium sample. Because of these history-dependent results and the negative results in attempts to drive flow by pressure[4], the interpretation of the results of KC is subject to debate.

Furthermore, it has been observed that the superfluid response and superfluid fraction are strongly dependent on the amount of isotopic ^3He impurities which exist in the naturally available helium. When, for example, the naturally occurring concentration of ^3He impurities of about one part per million is reduced to less than one part per billion[5] the superfluid fraction is reduced from about 1% to approximately 0.03%. When the ^3He impurity concentration is increased to about 0.1% the superfluid fraction vanishes[1]. Previously, Ho *et al.*[6] found an anomalous behavior of the acoustic attenuation and velocity in solid ^4He below $\sim 200\text{mK}$ at a low concentration of ^3He impurities.

The possibility of superfluidity of solid ^4He has been extensively discussed[7, 8, 9, 10, 11]. It is of fundamental value for our understanding of this and related phenomena because of the implication that there can be coexistence between spatial and momentum space order[12].

In this paper we study the role of very low density of impurities in a bosonic hard core solid. While the theoretical studies of the role of impurities in solid helium has a long history[7, 13, 14], the present study, based on an analogy with models of doped quantum antiferromagnets and by using rather recently developed techniques for such systems, sheds some “new” light on the problem. Our model, that describes the impurity motion in an otherwise ideal quantum bosonic crystal, maps to a quantum spin model with antiferromagnetic (AF) coupling and AF order in one direction and ferromagnetic coupling in the

perpendicular direction with impurities moving through the lattice. The impurity motion between sub-lattices couples to quantum fluctuations of these pseudo-spin degrees of freedom which correspond to the boson hopping from an occupied site of the solid to an empty interstitial site. We find that substitutional impurities become localized and an interstitial impurity relaxes into a substitutional site by promoting a ^4He atom to the interstitial band. Furthermore, substitutional ^3He impurities, because of their larger zero point motion, tend to promote ^4He atoms into the interstitial band. We discuss that the bandwidth of the interstitial band is of the same order of magnitude as the temperature scale below which the non-classical moment of inertia was observed[1, 2].

Let us consider a lattice gas model to describe the bosonic solid and the added impurities. In such a model, we need to consider the interstitial sites as part of the lattice and, thus, the ideal quantum solid containing no vacancies and no impurities, corresponds to a fractionally occupied lattice. For example, the ideal triangular solid corresponds to the case of $1/3$ filling, namely, to a $\sqrt{3} \times \sqrt{3}$ ordered solid and the ideal square lattice solid corresponds to the $\sqrt{2} \times \sqrt{2}$ checkerboard solid, i.e., $1/2$ filling of the lattice with bosons. Our model Hamiltonian describing a bosonic quantum solid (such as solid ^4He) and a small concentration of impurities (such as ^3He atoms) may be written as follows:

$$\hat{\mathcal{H}} = \hat{\mathcal{H}}_B + \hat{\mathcal{H}}^* + \hat{\mathcal{H}}_{int} - \mu \sum_i \hat{N}_i - \mu^* \sum_i \hat{n}_i, \quad (1)$$

$$\hat{\mathcal{H}}_B = \sum_{\langle ij \rangle} [-t_b(B_i^\dagger B_j + h.c.) + V \hat{N}_i \hat{N}_j] + U \sum_i \hat{N}_i^2, \quad (2)$$

$$\hat{\mathcal{H}}^* = \sum_{\langle ij \rangle} [-t(c_i^\dagger c_j + h.c.) + W \hat{n}_i \hat{n}_j] + U^* \sum_i \hat{n}_i^2, \quad (3)$$

$$\hat{\mathcal{H}}_{int} = V^* \sum_{\langle ij \rangle} (\hat{N}_i \hat{n}_j + \hat{n}_i \hat{N}_j) + U' \sum_i \hat{n}_i \hat{N}_i, \quad (4)$$

\mathcal{H}_B is the Hamiltonian of the bosonic solid, and $B_i^\dagger(B_i)$ are boson creation (annihilation) operators and $\hat{N}_i = B_i^\dagger B_i$. The fermion operators $c_i^\dagger(c_i)$ create (or annihilate) impurities on the site i and we have suppressed their spin

degree of freedom for simplicity. Here, n_i is the impurity number operator. We will consider the $U \rightarrow \infty$, $U^* \rightarrow \infty$ and $U' \rightarrow \infty$ limits (single-site occupation subspace) because of the the hard-core interaction. V, V^* and W are positive because of the additional energy cost to place an atom in an interstitial site.

In the absence of impurities the well-known pure bosonic Hamiltonian (2), in the limit of $U \rightarrow \infty$ and under the transformation $B_i^\dagger \rightarrow S_i^+$, $B_i \rightarrow S_i^-$, $N_i \rightarrow S_i^z - \frac{1}{2}$, where $(\hat{S}_i^x, \hat{S}_i^y, \hat{S}_i^z)$ are spin-1/2 operators, reduces to the anisotropic spin-1/2 Heisenberg model[15]

$$\hat{\mathcal{H}}_B = \sum_{\langle ij \rangle} [J S_i^z S_j^z + J_{xy} (S_i^x S_j^x + S_i^y S_j^y)] - H \sum_i S_i^z, \quad (5)$$

where $J = V > 0$ and $J_{xy} = -2t_b < 0$ and $H = \mu - z/2V$, z is the lattice site coordination number.

In order to illustrate the effects of the impurities on the stability of the quantum solid and, vice versa, we first consider the square lattice because of its simplicity. Following the general spin-wave (SW) theory for an ordered square lattice quantum antiferromagnet[15], we separate the ordered square lattice in two sub-lattices, A (or up, or occupied for the case of the solid) and B (down, or empty) and we consider boson operators a_i^\dagger and b_i^\dagger which create spin-deviations with respect to the classical Néel ground state in sites of the corresponding sub-lattice. The Hamiltonian (5) is approximated by keeping terms up to quadratic in spin-deviation operators; using the Fourier transforms $a_{\mathbf{k}}$ and $b_{\mathbf{k}}$ of the operators a_i and b_i (as defined in Ref. 15), where \mathbf{k} takes values from the Brillouin zone of the $\sqrt{2} \times \sqrt{2}$ sub-lattice and introducing the Bogoliubov canonical transformation, $a_{\mathbf{k}} = u_{\mathbf{k}} \alpha_{\mathbf{k}} + v_{\mathbf{k}} \beta_{-\mathbf{k}}^\dagger$, $b_{\mathbf{k}} = u_{\mathbf{k}} \beta_{\mathbf{k}} - v_{\mathbf{k}} \alpha_{-\mathbf{k}}^\dagger$, where $\alpha_{\mathbf{k}}^\dagger$ and $\beta_{\mathbf{k}}^\dagger$ are boson creation operators, the quadratic linearized Hamiltonian can be diagonalized and it takes the form

$$\mathcal{H}_L^B = E_0 + \sum_{\mathbf{k}} \left(\omega_{\mathbf{k}}^\alpha \alpha_{\mathbf{k}}^\dagger a_{\mathbf{k}} + \omega_{\mathbf{k}}^\beta \beta_{\mathbf{k}}^\dagger b_{\mathbf{k}} \right), \quad (6)$$

where $\omega_{\mathbf{k}}^{\alpha,\beta} = dJ\epsilon_{\mathbf{k}} \pm H$, $\epsilon_{\mathbf{k}} = \sqrt{1 - \lambda^2 \gamma_{\mathbf{k}}^2}$, $\gamma_{\mathbf{k}} = 1/2(\cos(k_x) + \cos(k_y))$, $d = 2$ and $\lambda = J_{xy}/J$, provided that we choose the functions $u_{\mathbf{k}}$ and $v_{\mathbf{k}}$ as follows: $u_{\mathbf{k}} = \sqrt{1/2(1/\epsilon_{\mathbf{k}} + 1)}$, $v_{\mathbf{k}} = -\text{sgn}(\gamma_{\mathbf{k}}) \sqrt{1/2(1/\epsilon_{\mathbf{k}} - 1)}$.

It follows from Eq. 6 that for $\omega_0^{\alpha,\beta} \geq 0$, i.e., for $H \geq dJ\sqrt{1 - \lambda^2}$, the Néel ordered ground state is unstable. Ferromagnetic (superfluid in the bose system) order develops in the xy direction and the spins are canted in order to acquire a component along the direction of the field. The phase diagram obtained for this model with this spin-wave approximation agrees reasonably well with that obtained by other techniques.[16] When the square lattice is half-filled there is a gap $G = dJ\sqrt{1 - \lambda^2}$ for creating a propagating pseudo-spin wave excitation, i.e., to promote a boson atom to the interstitial band. These

interstitial quasiparticles move in a band which in the limit of $J_{xy} \ll J$ has a bandwidth $W = dJ_{xy}^2/2J$.

We wish to extend this approach to study the motion of a single impurity inside the quantum solid. As in Ref. 17, we consider as reference state the Néel state with an impurity on the A (substitutional) or B (interstitial) sub-lattices. We imagine that there exist operators h_i^\dagger and f_i^\dagger which operate on the Néel state and replace respectively an up-spin or down-spin with an impurity. For the single impurity case and by keeping only up to linear terms in spin-deviation operators the terms given by Eqs. (3) (4) in terms of these operators take the form $\hat{\mathcal{H}}^* + \mathcal{H}_{int} = -t \sum_{\langle ij \rangle, i \in A} (a_i^\dagger f_j^\dagger h_i + h.c.) + V^* d \sum_{i \in B} f_i^\dagger f_i$.

The entire Hamiltonian (1) when linearized and for the case of a single impurity, as described above, and by using the Bogoliubov transformation for the boson operators, takes the following form:

$$\mathcal{H}_L = \sum_{\mathbf{k}} [\epsilon_1 h_{\mathbf{k}}^\dagger h_{\mathbf{k}} + \epsilon_2 f_{\mathbf{k}}^\dagger f_{\mathbf{k}}] + \sum_{\mathbf{k}, \mathbf{q}} \left[g_{\mathbf{k}\mathbf{q}}^{(1)} (f_{\mathbf{k}-\mathbf{q}}^\dagger h_{\mathbf{k}} \alpha_{\mathbf{q}}^\dagger + h_{\mathbf{k}}^\dagger f_{\mathbf{k}-\mathbf{q}} \alpha_{\mathbf{q}}) + g_{\mathbf{k}\mathbf{q}}^{(1)} (f_{\mathbf{k}}^\dagger h_{\mathbf{k}-\mathbf{q}} \beta_{\mathbf{q}} + h_{\mathbf{k}-\mathbf{q}}^\dagger f_{\mathbf{k}} \beta_{\mathbf{q}}^\dagger) \right] + \mathcal{H}_L^B,$$

where $\epsilon_1 = 0$, $\epsilon_2 = V^* d$ and H_L^B is given by Eq. (6). The operators $f_{\mathbf{k}}^\dagger$ and $h_{\mathbf{k}}^\dagger$ are the Fourier transforms of f_i^\dagger and h_i^\dagger respectively and where $g_{\mathbf{k}\mathbf{q}}^{(1)} = d\sqrt{2/N} t \gamma_{\mathbf{k}-\mathbf{q}} u_{\mathbf{q}}$, $g_{\mathbf{k}\mathbf{q}}^{(2)} = d\sqrt{2/N} t \gamma_{\mathbf{k}} v_{-\mathbf{q}}$. The two Dyson's equations in

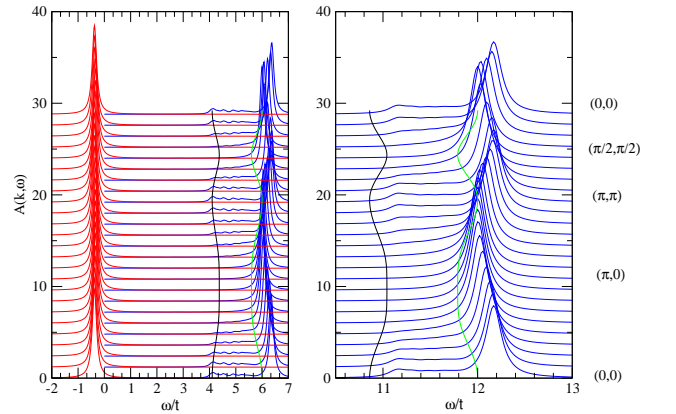


FIG. 1: The spectral functions $A(\mathbf{k}, \omega)$ for $J/t = 3$ (left) and $J/t = 6$ (right) along the Brillouin zone path $(0,0) \rightarrow (\pi,0) \rightarrow (\pi,\pi) \rightarrow (0,0)$.

the non-crossing approximation are given as follows[17]:

$$G_\nu(\mathbf{k}, \omega) = \frac{1}{\omega - \epsilon_\nu - \sum_{\mathbf{q}} g_{\mathbf{k}\mathbf{q}}^{(\nu)^2} G_{\nu'}(\mathbf{k} - \mathbf{q} - \omega - \omega_{\mathbf{q}}^\mu)}, \quad (7)$$

where the first equation is obtained for $\nu = 1$, $\nu' = 2$ and $\mu = \alpha$ and the second equation for $\nu = 2$, $\nu' = 1$ and $\mu = \beta$. Here $\omega_{\alpha,\beta}(\mathbf{q})$ are given after Eq. 6. The Green's function G_1 (G_2) corresponds to the quasi-particles created

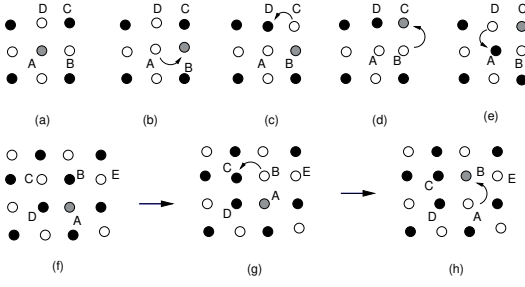


FIG. 2: The substitutional impurity moves by means of the 4^{th} order process (a)-(e). The interstitial impurity moves via the 2^{nd} order process (f)-(h). The impurity, bosonic atoms, and empty interstitial sites are denoted as gray solid, black solid, and open circles respectively.

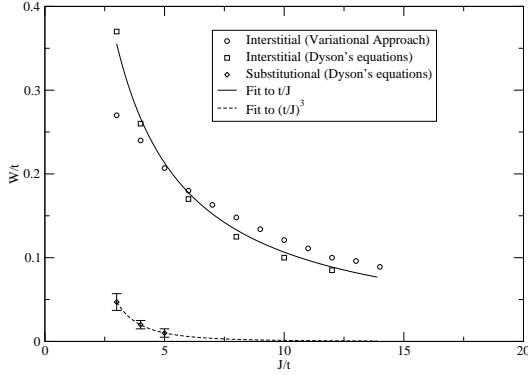


FIG. 3: The bandwidth of the substitutional and interstitial impurity bands as a function of J/t .

by $h_{\mathbf{k}}^{\dagger} (f_{\mathbf{k}}^{\dagger})$. These equations can be solved iteratively as in Ref. 17 starting from $G_{\nu}^{(0)}(\mathbf{k}, \omega) = 1/(\omega - \epsilon_{\nu} + i\eta)$.

In our calculations we took $V^* = V = J$, $J_{xy} = 2t$ (i.e., $t = t_b$), $H = 0$ and $\epsilon = 0.1$. As discussed later NMR measurements[18] indicate that for ${}^3\text{He}$ impurities in solid ${}^4\text{He}$ we should consider $J/t \gg 1$. In Fig. 1 the spectral function $A(\mathbf{k} = 0, \omega)$ is presented for the case of $J/t = 3$ (left) and $J/t = 6$ (right). Notice that for $J/t = 3$ the bandwidth W_A of the substitutional impurity is small. For $J/t = 6$, W_A is very small, i.e., $W_A/t \sim 10^{-3}$, and, hence, we only show the spectral function of the interstitial impurity for this value of J/t (right part of Fig. 1). Notice that the spectral function of the interstitial impurity has two main peaks, a lower frequency peak with small spectral weight and a higher frequency one with most of the spectral weight.

In the regime of $J \gg t$, the leading order in t/J which allows the substitutional impurity or a ${}^4\text{He}$ atom to move is the fourth order process shown in Fig. 2(a-e). Hence, the impurity moves in a band with a bandwidth of the order of $W_A/t = A(t/J)^3$ in an expansion of t/J and J_{xy}/J (which is also small since $J_{xy} = 2t$). On the other hand, in our case where $V^* = V = J$, the bandwidth of the




FIG. 4: A substitutional ${}^3\text{He}$ impurity in solid ${}^4\text{He}$ promotes ${}^4\text{He}$ atoms from the substitutional to the interstitial band. The size of the black circles is proportional to the ${}^4\text{He}$ occupancy probability. The white circles indicate an empty interstitial sites. The site A is occupied by a ${}^3\text{He}$ impurity. Because the ${}^3\text{He}$ atoms have larger zero point motion the neighboring ${}^4\text{He}$ atoms, occupying the substitutional sites labeled 1-6, have a non-zero probability to occupy the nearest neighbor interstitial sites indicated by small black circles.

interstitial impurity is of the order of $W_B/t \sim t/J$ and it corresponds to the process shown in Fig. 2(f-h). The states such as those of Fig. 2(f) and those of Fig. 2(h) are degenerate and are connected by second order degenerate perturbation theory processes where the states shown in Fig. 2(g) are included as intermediate states. Namely, the interstitial impurity at site A takes advantage of a pair “pseudo-spin” flip near it, as in Fig. 2(g), and hops to site B as shown in Fig. 2(h).

We also carried out a diagonalization in a space which includes the 17 states of the type shown in Fig. 2(f-h) and their translations through the square lattice. We found the dispersion indicated with the black and green lines in Fig. 1. The bandwidth of the impurity as calculated both by solving the Dyson’s Eqs. 7 and by the variational approach is shown in Fig. 3 as a function of J/t . Notice that the interstitial band (Fig. 1) and bandwidth agree very well with those obtained from the Dyson’s equations. The solid line and dashed line are fits to $W_B/t = B(t/J)$ and $W_A/t = A(t/J)^3$ respectively with $A \simeq B \simeq 1$.

Now, let us turn our discussion to the real case of ${}^3\text{He}$ impurities in solid ${}^4\text{He}$. The form for bandwidth of the substitutional impurity, i.e., $W_A \sim t(t/J)^3$ (when we take $t \sim t_b$ and $V^* \sim V$), is also valid on the triangular and hcp lattices; namely, when the substitutional band is filled, in order for the atoms to move, the same fourth order process, where the atoms momentarily hop to interstitial positions, is necessary. In NMR[18] studies tunneling rates were found to be of the order of 1 MHz. Using our calculated form for the bandwidth $W_A = At(t/J)^3$, and taking $t = 1K$ and $J = 30K$, we

find $W_A \sim 4 \times 10^{-5} K$ (i.e., 1 MHz). Using our form for the bandwidth for interstitial impurities $W_B = Bt^2/J$ and the same value of t and J we find $W_B \sim 40 mK$. Hence, the present theory can reproduce (a) the NMR[18] results, (b) that substitutional quasiparticles might be localized[14] in solid ^4He , and (c) it suggests that *interstitial* impurities might move coherently near the above temperature scale. However, as we discuss below interstitial impurities lighter than the ^4He atoms very quickly relax into substitutional sites.

For the case of interstitial ^4He atoms, using our result for the bandwidth, $W = dJ_{xy}^2/2J$ (and $J_{xy} \sim 2t$), and the values of the parameters discussed in the previous paragraph, we find $W \sim 200 mK$. This is the temperature scale where the possible super-solidity of ^4He has been observed[1, 2]. In the case of real solid ^4He nearest neighbor empty interstitial sites are much closer to one another than occupied sites and in addition, an interstitial atom has higher energy than a substitutional atom and therefore faces a lower potential barrier to tunnel to another interstitial site. These two factors increase the tunneling frequency by several orders of magnitude relative to the observed frequency[18] for substitutional sites. However, an energy gap is needed in order to promote them to the interstitial band and the role of ^3He impurities becomes important right here as discussed next.

An interstitial impurity is expected to quickly relax to a substitutional site by promoting a ^4He atom to an interstitial position. The reason is that the ^3He atomic mass is smaller than the ^4He mass, therefore, the configuration in which the ^3He atoms is “squeezed” in the interstitial space has significantly higher energy than the one where the ^4He is in the interstitial space. For a similar reason even a substitutional ^3He atom has a tendency to promote a ^4He atom to an interstitial space as illustrated in Fig. 4. A substitutional ^3He impurity in solid ^4He prefers a larger room for zero-point motion than the solid ^4He lattice spacing because of its lighter mass. As a result, it causes a local expansion which means that the atoms labeled as 1-6 in the Fig. 4 will spend some time as interstitial ^4He atoms. This implies that ^3He impurities are expected to promote ^4He atoms from the substitutional band which is full to an empty interstitial band with a relatively large bandwidth.

Interstitial impurities and interstitial ^4He atoms could be created by the non-equilibrium nucleation process that produces solid ^4He from the liquid phase. The kinetics of nucleation and of phase separation of solid $^3\text{He} - ^4\text{He}$ mixtures is still under experimental investigation[19, 20, 21]. It is known that there is a great asymmetry between the kinetics of phase separation and homogenization in solid $^3\text{He} - ^4\text{He}$ mixtures. The observation of anomalously fast mass transfer at inclusion-dissolution of ^3He in solid ^4He matrix was explained by ballistic transfer of ^3He quasiparticles[21]. ^4He requires a lower pressure than ^3He to solidify; thus, it is possible that, at a first

stage, the nucleation of pure ^4He takes place and the ^3He impurity atoms are excluded when solid clusters form. At a later stage these ^3He atoms may be slowly reabsorbed through diffusion inside the solid ^4He crystal, which, as discussed, produce interstitial ^4He atoms which should remain as metastable defects in the crystal. This scenario might explain the observed hysteresis[3] by annealing of the solid helium sample.

If indeed ^3He impurities drive the superfluid behavior in solid ^4He , the condensate fraction, naively, should be proportional to the ^3He impurity concentration. Therefore, the large difference between condensate fraction and the observed superfluid fraction needs to be explained. A large difference between these cannot be excluded because we have examples, such as liquid ^4He near solidification and at low temperature, where the condensate fraction is small and the superfluid fraction is almost 100%. However, a simple explanation from the present work cannot be provided and further experimental and theoretical work is needed. Some of the proposed ideas can be tested using path integral Monte Carlo simulation[22].

I would like to thank K. Wierschem for proof-reading of the manuscript and M. Boninsegni for useful discussions. This work was supported by NASA grant NAG-2867.

-
- [1] E. Kim and M. H. W. Chan, *Nature* **427**, 225 (2004).
 - [2] E. Kim and M. H. W. Chan, *Science* **305**, 1941 (2004)
 - [3] A.S.C. Rittner and J.D. Reppy, cond-mat/0604528.
 - [4] J. Day, J. Beamish, *Phys. Rev. Lett.* **96**, 105304 (2006).
 - [5] M. H. W. Chan, private communication.
 - [6] P.-C. Ho, I. P. Bindloss and J. M. Goodkind, *J. Low Temp. Phys.* **109**, 409 (1997).
 - [7] A. F. Andreev and I. M. Lifshitz, *Sov. Phys. JETP* **29**, 1107 (1969). A. F. Andreev and A. E. Meierovich, *Sov. Phys. JETP* **40**, 776 (1975).
 - [8] A. J. Leggett, *Phys. Rev. Lett.* **25**, 1543 (1970).
 - [9] G. V. Chester, *Phys. Rev. A* **2**, 256 (1970).
 - [10] N. Prokof'ev and B. Svistunov, *Phys. Rev. Lett.* **94**, 155302 (2005). E. Burovski, et al., *Phys. Rev. Lett.* **94**, 165301 (2005).
 - [11] D. M. Ceperley and B. Bernu, *Phys. Rev. Lett.* **93**, 155303 (2004). B. K. Clark and D. M. Ceperley, *Phys. Rev. Lett.* **96**, 105302 (2006). M. Boninsegni et al., *Phys. Rev. Lett.* **96**, 105301 (2006).
 - [12] O. Penrose and L. Onsager, *Phys. Rev.* **104**, 576 (1956).
 - [13] Andreev A.F., *Sov. Phys. JETP* **41**, 1170 (1976).
 - [14] Y. Kagan, *Defects in Insulating Crystals*, p. 17, Springer Verlag, (Berlin, 1981). Y. Kagan and L.A. Maksimov, *Sov. Phys. JETP* **60**, 201 (1984).
 - [15] E. Manousakis, *Rev. Mod. Phys.* **63**, 1 (1991).
 - [16] M. E. Fisher and D. R. Nelson, *Phys. Rev. Lett.* **32**, 1350 (1974); G. G. Batrouni and R. T. Scalettar, *Phys. Rev. Lett.* **84**, 1599 (2000); F. Hebert *et al.*, *Phys. Rev. B* **65**, 014513 (2002); G. Schmid, et. al, *Phys. Rev. Lett.* **88**, 167208 (2002).
 - [17] Z. Liu and E. Manousakis, *Phys. Rev. B* **45**, 2425 (1992).

- [18] R. A. Guyer, R. C. Richardson and L. I. Zane, Rev. Mod. Phys. **43**, 532 (1971); M. G. Richards *et al.*, J. Low. Temp. Phys. **24**, 1 (1976). M. G. Richards *et al.*, Phys. Rev. Lett. **34**, 1545 (1975); V. A. Mikheev *et al.*, Solid State Comm. **48**, 361 (1983); A. R. Allen *et al.*, J. Low. Temp. Phys. **47**, 289 (1982).
- [19] A. Smith *et al.*, Phys. Rev. **B 67**, 245314 (2003).
- [20] E. Rudavskii, A. *et al.* **121**, 713-718 (2000).
- [21] A. Ganshin, *et al.*, J. Low Temp. Phys. **116**, 349 (1999).
- [22] K. Wierschem and E. Manousakis, work in progress.