

# M odulation D oping near M ott-Insulator H etero junctions

W ei-Cheng Lee and A .H . M acD onald<sup>y</sup>

D epartm ent of Physics, T he U niversity of T exas at A ustin, A ustin, T X 78712

(D ated: F ebruary 8, 2020)

W e argue that interesting strongly correlated two-dimensional electron systems can be created by modulation doping near a heterojunction between Mott insulators. Because the dopant atoms are remote from the carrier system, the electronic system will be weakly disordered. We argue that the competition between different ordered states can be engineered by choosing appropriate values for the dopant density and the setback distance of the doping layer. In particular larger setback distances favor two-dimensional antiferromagnetism over ferromagnetism. We estimate some key properties of modulation-doped Mott insulator heterojunctions by combining insights from Hartree-Fock theory and Dynamical Mean-Field theory descriptions and discuss potentially attractive material combinations.

PACS num bers: 72.80.Ga, 73.20.-r, 71.10.Fd

## I. I N T R O D U C T I O N

The electronic properties of transition metal oxides<sup>1,2,3</sup> are determined by delicate balancing acts involving hybridized oxygen  $p$  and transition-metal  $d$  orbitals and strong correlations that suppress charge fluctuations on transition metal sites. Magnetic and transport properties in these materials are extraordinarily sensitive to the character of the orbitals present at the Fermi energy, and therefore to external influences like doping and strain. This sensitivity has motivated interest in the epitaxial growth of oxide heterojunctions and artificial layered oxides. This line of research seeks in part to emulate the achievements of semiconductor materials researchers who have over the past few decades learned to engineer the electronic properties of epitaxially grown semiconductor materials by exploiting lattice-matching strains and modulation doping. Because of the greater sensitivity of their electronic properties and because of the wider range of phenomena (particularly magnetic phenomena) that occur, the implications for physics and for technology of substantial advances in the oxide case are likely to be enormous. In anticipation of future progress on the materials side, we explore in this paper some of the physics of modulation doping in epitaxially grown transition metal oxides, emphasizing differences between the strongly-correlated-material case and the familiar semiconductor heterojunction case. We find that strong correlations enhance the two-dimensional character of the metals that occur near modulation-doped heterojunctions and the range of doping which is possible without producing unwanted parallel conduction. We argue that two-dimensional electron systems produced in this way are likely to have remarkable properties and that modulation doping near interfaces between two different Mott insulators may make it possible not only to create weakly-disordered low-dimensional strongly correlated electron systems, but also to engineer the compromises that occur in these systems between different types of magnetic order.

Transition metal oxides are prototypical strongly-

correlated-electron systems. Understanding their electronic properties has been one of the most challenging topics in condensed matter theory. Single-particle energy scales like the widths of bands near the Fermi energy are often comparable to or smaller than characteristic interaction energy scales, challenging band theory descriptions. Several different classes of transition metal oxides have been studied extensively revealing various interesting types of order involving spin, charge, and orbital degree of freedom<sup>1,2,3</sup> and leading to fundamental discoveries like high- $T_c$  superconductivity and colossal magnetoresistance. In the last decade, notable progress has been made in manipulating transition metal oxides by gating and by controlled layer-by-layer growth. Ahn et al. have applied the field-effect approach to ferroelectric oxide/high- $T_c$  cuprate heterostructures and successfully tuned superconducting properties.<sup>4,5</sup> Ohtomo et al.<sup>6</sup> have observed unusual metallic behavior at Mott-insulator-band-insulator (MIBI) heterostructures realized by precisely controlled growth of  $\text{LaTiO}_3/\text{SrTiO}_3$  layers. Very recently, Chakhalian<sup>7</sup> et al. have studied the interplay between magnetic and superconducting order at an interface between  $(\text{La,Ca})\text{MnO}_3$  and  $\text{YBCO}$ . These achievements not only provide new platforms for fundamental research, but also demonstrate the promise of devices with functionality that is based on the unique properties of strongly correlated oxide materials.

There have also been important advances in the theoretical description of artificially layered transition metal compounds. Efforts have been made<sup>8,9,10,11,12</sup> to understand differences between surface and bulk properties in strongly-correlated materials, providing insights into the main consequences of the absence of translational invariance along certain directions. First principles calculations for  $\text{PbTiO}_3/\text{SrTiO}_3$  superlattices demonstrated novel ferroelectric properties.<sup>13</sup> Recently Okamoto and Millis<sup>14,15,16</sup> used combined insights from Hartree-Fock theory (HFT) and dynamical mean-field theory (DMFT) to investigate the  $\text{LaTiO}_3/\text{SrTiO}_3$  model MIBI heterostructure systems mentioned above, and successfully described the interplay between long-range Coulomb in-

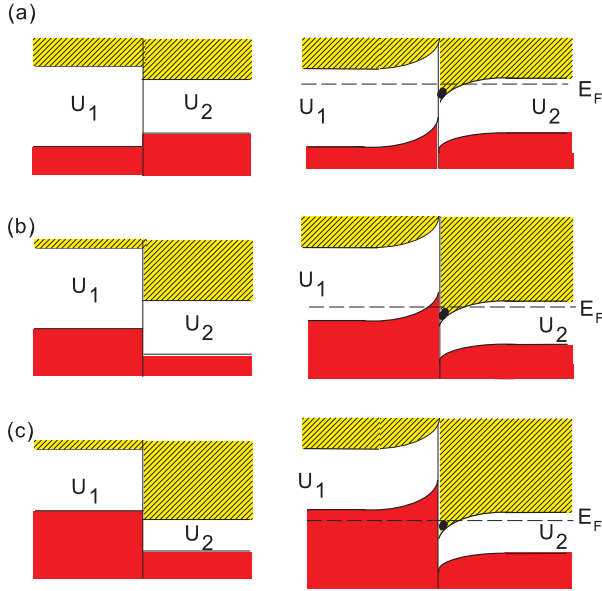


FIG. 1: Modulation doping properties of different Mott-insulator/Mott-insulator (MIMI) heterojunction classes. The figure illustrates the local electronic spectral function near the interface both before (left) and after (right) modulation doping. The upper Hubbard band spectral weight (yellow) is plotted with shading while the lower Hubbard band (red) is solid. Mott-Hubbard band bending near the interface is due to the electrostatic potential induced by the spatial separation of dopants and carriers. The discontinuity in bands at the interface is determined by atomic scale physics particular to an individual MIMI heterojunction. In analogy with semiconductor heterostructure terminology we define the following classes of MIMI heterojunctions: (a) Type I: The Hubbard gap of the smaller-gap material is completely inside that of larger-gap material. Both electrons and holes can then be trapped near the heterojunction, depending on doping. (b) Type II: The top of the lower Hubbard band or the bottom of the upper Hubbard band of the larger-gap material lies inside the Hubbard gap of the smaller-gap material. Only one sign of carrier can be trapped near the heterojunction in this case. (c) Type III: The top of the lower Hubbard band or the bottom of the upper Hubbard band of the larger-gap material lies in the opposite band of the smaller-gap material. In this case charge transfer across the heterojunction occurs even in the absence of doping. Experimental determination of how a particular MIMI heterojunction system fits in this classification scheme is a key element of its characterization. In this article we study only Type I MIMI heterojunctions.

interactions and strong short range correlations in the electron density distribution near MIMI heterojunctions. They concluded that the unusual metallic behavior observed by Ohtomo et al. originates at the MIMI interface and that the properties of this interface are very different from those in the bulk, because of an electronic surface reconstruction reminiscent of the purely electronic<sup>17</sup> reconstructions in posed by space-charge physics on systems with polar surface terminations<sup>18</sup>.

Motivated by this recent work we consider in this pa-

per modulation doping near an interface between two different Mott insulators, a MIMI heterojunction. The model system that we have in mind is sketched in Fig. [1]. Most classes of transition metal compounds are either ternary or quaternary, with additional spectator atoms that donate electrons to hybridized transition metal-oxygen orbitals near the Fermi energy. These systems can be doped by replacing the spectator atoms by atoms with a different valence. Modulation doping of a MIMI heterojunction is achieved by doping the larger gap material at a spectator atom location that is removed from the heterojunction. The extra electrons then enter the upper Hubbard band of the lower gap Mott insulator, creating a two-dimensional doped Mott insulator that is trapped near the heterojunction by space charge electric fields. The spatial separation between dopants and the carriers that reside in the upper or lower Hubbard bands should give rise to strongly correlated metals that are relatively free from disorder due to chemical doping, and are two-dimensional in character. These systems are illustrated schematically in Fig.[3]. We study these systems using both HFT and DMFT as in previous studies, and also demonstrate that a generalized Thomas-Fermi theory (TFT) can be employed to capture key qualitative physics of strongly-correlated heterostructures in a very direct way. TFT yields accurate results for charge-density profiles and for the critical doping  $\phi_c$  associated with the onset of parallel conduction. We conclude that both the doping fraction  $\phi_D$  and the distance between the heterojunction and the doping layer play a role in the competition that occurs between different magnetically ordered states.

In the next section we describe the single-band Hubbard model used in this paper to address modulation-doped Mott-insulator heterojunction properties. In Section III we discuss results obtained for the electronic properties of this model using HFT, TFT, and DMFT. In section IV we discuss materials which might be suitable for modulation doping of Mott insulator heterojunctions. Finally in Section V we summarize our findings and speculate on the potential of modulation doped Mott insulators.

## II. SINGLE-BAND HUBBARD MODEL

The model system we focus on in this paper is sketched in Fig. 2. The heterostructure is composed of two different  $3d^1$  perovskites,  $AMO_3$  and  $A'M'O_3$ , where both  $A$  and  $A'$  are group III elements and  $M$  and  $M'$  are group IV elements which have nominal  $3d^1$  electronic structure in this structure. Since the total number of electrons per unit cell is odd, compounds of this type must be Mott-type when they are insulators, unless translational symmetries are broken. Modulation doping is achieved by replacing some of the  $A$  atoms in the larger gap insulator by elements with a different valence. In this paper we assume electron doping for convenience, although the hole

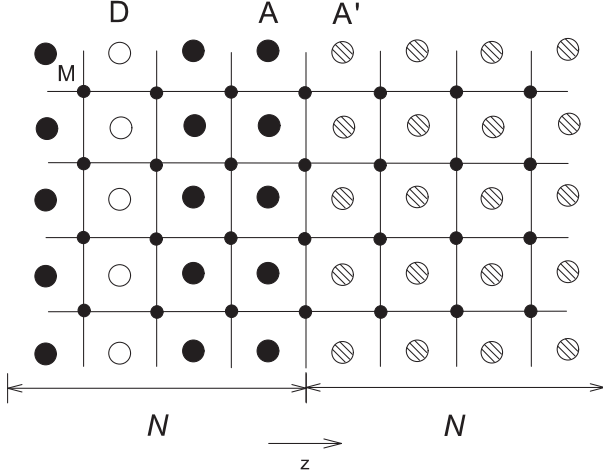


FIG. 2: Schematic representation of the heterostructure studied in this paper. We choose the  $xy$  plane as the interface plane and  $z$  as the layer-by-layer growth direction. The symbol  $\bigcirc$  (white circle) denotes a dopant layer containing a fraction  $\rho_D$  of dopant atoms with a valence larger than or smaller than the  $A$  (black circle) and  $A^0$  (shaded circle) atoms. Our calculations are performed for a finite thickness  $2N$  with  $N$  layers of transition metal  $M$  atoms (black dots) on each side of the heterostructure. In the one-band Hubbard model electrons hop between  $M$  sites only and are influenced by the space-charge field caused by the spatial separation between the dopant atoms and carriers in the upper Hubbard band.

doping case is completely equivalent, apart from (important!) materials specific details which we don't attempt to model in this qualitative study. If we assume that a fraction  $\rho_D$  of the  $A$  atoms in a single layer of the larger gap material is replaced by donor atoms then the sum over all  $M$  atom layers of the upper Hubbard band fractional occupancy must be  $\rho_D$  in order to accommodate the extra electrons. When modulation doping is successful the added electrons reside in the lower gap material, placing them some distance from the ionized donor atoms and reducing the importance of the chemical disorder normally associated with doping.

For this qualitative study we use a single-band Hubbard model that ignores any orbital degeneracies that might be present. Modulation-doping depends critically on the long-range Coulomb interactions so these must be realistically represented in the model. Our model Hamiltonian includes hopping, short-range repulsion, and long-range Coulomb interaction term  $S\mathcal{H} = \mathcal{H}_t + \mathcal{H}_U + \mathcal{H}_{Coul}$ ,

where

$$\begin{aligned} \mathcal{H}_t &= -t \sum_{\langle ij \rangle} \sum_{\sigma} (c_{i\sigma}^\dagger c_{j\sigma} + \text{h.c.}); \\ \mathcal{H}_U &= \sum_{i,j} U(z_i) \hat{n}_{i\uparrow} \hat{n}_{i\downarrow}; \\ \mathcal{H}_{Coul} &= \frac{1}{2} \sum_{i,j} \sum_{\sigma} \frac{e^2 \hat{n}_i \hat{n}_j}{R_{ij}} + \sum_{i,j} \frac{Z_I e^2 \hat{n}_i}{R_{ij}}; \end{aligned} \quad (1)$$

$Z_I = 1$  for  $I = A, A^0$  and  $(1 + \rho_D)$  for  $I = D$ . We do not account for randomness in the dopant layer in this paper. The index  $i$  denotes the position of a transition metal ion ( $M$ ) so that  $R_i = a(n_i; m_i; z_i)$  and  $R_i^A = a(n_i + 1/2; m_i + 1/2; z_i + 1/2)$  respectively in a perovskite unit cell with lattice constant  $a$ . For the sake of definiteness, we ignore the possibility of a d-band offset between the two materials, although these will certainly occur in practice. Given this assumption, a Type-II MIM heterojunction will occur whenever the Hubbard  $U$  parameter is large enough to produce insulating behavior in both materials. We consider a system with a finite number  $2N$  of layers labeled sequentially from left to right and define  $U(z_i) = U_1$  for  $z_i = 1$  to  $N$  and  $U_2$  for  $z_i = N$  to  $2N$  with  $U_1 > U_2$  so that the larger gap material is on the left. We treat the Coulomb part of the interactions in a mean-field Hartree approximation. Since Coulomb potentials in the absence of doping are implicitly included in the one-band Hamiltonian, in evaluating this potential we include only the extra charges in the dopant layer and charges due to occupancy of lower or upper Hubbard bands. To be specific, the reference background has charge per atom equal to  $-1$  for each  $M$  site and  $+1$  for each  $A, A^0$ , and  $D$  site. As a result, the mean-field long-ranged Coulomb interaction is:

$$\mathcal{H}_{Coul}^{eff} = \sum_{i,j} \frac{e^2 (\rho_j - 1) \hat{n}_i}{R_{ij}} + \sum_{i,j} \frac{\rho_D e^2 \hat{n}_i}{R_{ij}} \quad (2)$$

where  $\rho_j = \sum_{\sigma} \hat{n}_{j\sigma}$  is the electron density on site  $j$ .

### III. TYPE-II MIM HETEROJUNCTION ELECTRONIC STRUCTURE

#### A. Hartree-Fock Theory

In HFT the strong on-site Coulomb interactions is also treated in a mean-field approximation so that

$$\hat{n}_{i\uparrow} \hat{n}_{i\downarrow} \rightarrow \langle \hat{n}_{i\uparrow} \rangle \langle \hat{n}_{i\downarrow} \rangle \quad (3)$$

HFT is equivalent to minimizing the microscopic Hamiltonian in the space of Slater-determinant wavefunctions. As noted<sup>16</sup> previously there are typically a number of self-consistent solutions of the HF equations, corresponding to a number of local minima of the Hartree-Fock energy functional. The various minima are usually distinguished

by different types of magnetic order. Our philosophy in examining several different solutions without strong emphasis on their relative HF energies is that different types of order will occur near different interfaces but neither the single-band Hubbard model nor any of the electronic structure approximations we consider (or indeed any known electronic structure approximation) is sufficiently reliable to confidently select between them. Indeed phase transitions between Mott insulator states with magnetic order and paramagnetic metallic phases, corresponding to magnetic and non-magnetic extrema of the Hartree-Fock energy functional, are often first order. (We will however make some conclusions of a more qualitative nature concerning trends and tendencies related to modulation doping.) As explained more fully below, we find that the HFT electron density distribution near a MIM heterostructure is sensitive mainly to the relative orientations of electron spins on neighbouring metal sites on adjacent layers. Consequently, we present results only for usual bipartite antiferromagnetic (AFM) and ferromagnetic (FM) states, which in this respect cover the two possibilities. These two ordered states are metastable in both undoped and modulation doped regimes for the range of parameters we have studied.

The results of our HFT calculations are summarized in Fig. 3. We have chosen typical parameters for a one-band Hubbard model of perovskite transition metal oxides, taking  $U_1 = t = 24$ ,  $U_2 = t = 15$ , and  $U_c = e^2 = at = 0.8$ .<sup>14,19</sup> We can see from Fig. 3 that the modulation doping effect occurs for both AFM and FM states, although the details of the electron density distributions are quite different in the two cases. Short-range correlations therefore appear to play a relatively strong role in determining the charge distribution near MIM heterostructures, in contrast to the MBI heterojunction case in which they play<sup>14</sup> a relatively minor role. The upper Hubbard band electrons are noticeably more confined to the interface in the AFM state case and spread further into the smaller- $U$  layer in the FM state case. This difference in density-distribution follows from a corresponding difference in the compromise between band-energy minimization and interaction energy minimization in the two cases. The ferromagnetic state which has all spins parallel maximizes the hopping amplitudes between sites, doing a better job of minimizing band energy at a cost in interaction energy. The bandwidth of the mean-field quasiparticle states is  $t$  for FM states and  $t^2/U$  for AFM states. Increased doping should favor FM states over AFM states, at least within HF theory. From a real-space point of view, doping frustrates the staggered moment order of the AFM state more strongly than it frustrates the FM order because of the nearest-neighbor hopping term  $H_t$ . In other words, doping favors the FM state over the AFM state.

The doped electrons have a strong tendency to accumulate nearly completely in one layer in the AFM state case. Larger setback distances for the dopant layer should result in larger space-charge fields at the heterojunction and less opportunity for electrons to spread out away

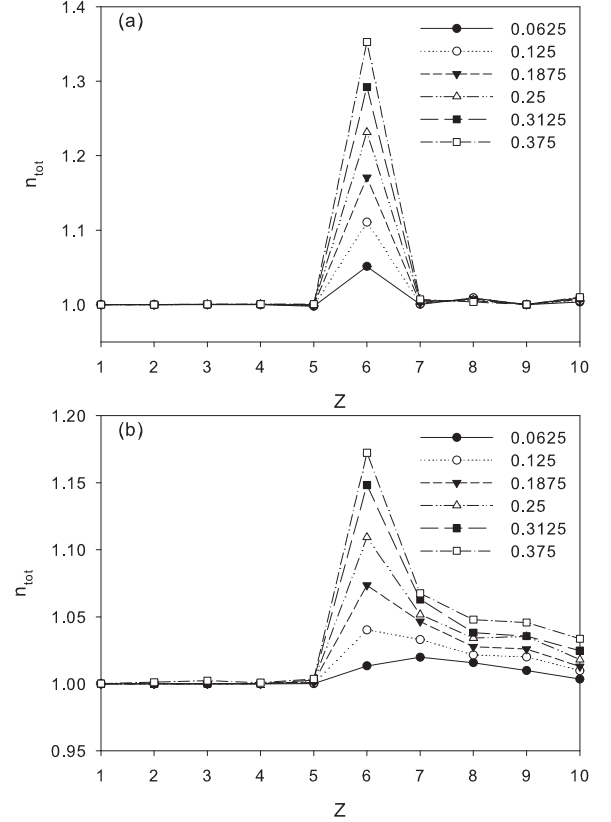


FIG. 3: Electron density distributions from HFT for (a) AFM and (b) FM states as a function of  $d_0$ . The parameters used are  $U_1 = 24$ ,  $U_2 = 15$ ,  $U_c = 0.8$ , and  $N = 5$ .  $z$  is the layer index for M site so that  $U(z) = U_1$  for  $z = 1 \dots 5$  and  $U_2$  for  $z = 6 \dots 10$ . The dopant layer is at  $z_0 = 3.5$ .

from the interface, robbing the ferromagnetic state of the extra stability that it gains from the third dimension. We expect therefore that for a given doping level  $d_0$ , antiferromagnetism will be favored by a larger setback distance for the dopants. A larger setback distance also favors the development of parallel conduction channel. These trends can be seen in the ground-state phase diagram plotted in Fig. 4. In summary, modulation doping in MIM heterostructures may make it possible not only to create weakly-disordered low-dimensional strongly correlated electron systems, but also to engineer the compromises that occur in these systems between different types of magnetic order.

We note in Fig. 3 that for the FM state, a parallel conduction channel starts to appear adjacent to the doping layer at  $d_0 = 0.375$ . For the parameters we have chosen modulation doping successfully places the carriers in a more remote layer up to this doping level.

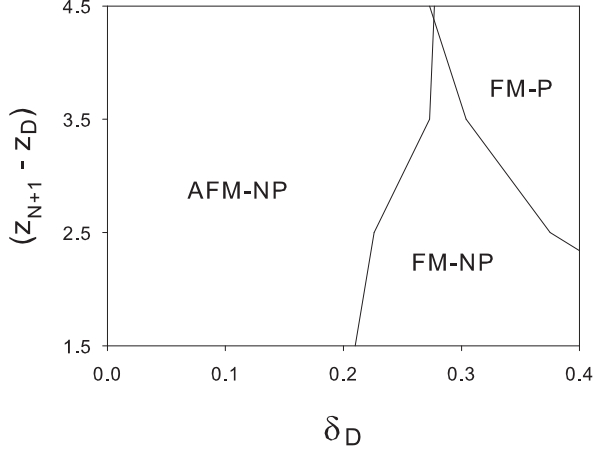


FIG. 4: Ground state ( $T = 0$ ) HFT phase diagram vs. doping concentration  $\delta_D$  and setback distance  $(z_{N+1} - z_D)$ . AFM-NP denotes the antiferromagnetic state without a parallel conduction channel, and FM-NP (FM-P) denotes the ferromagnetic state without (with) a parallel conduction channel. Larger setback distances favor antiferromagnetism over ferromagnetism and strengthen the tendency toward development of a parallel conduction channel.

#### B. Thomas-Fermi theory

The HFT results can be understood using a Hubbard-model version of Thomas-Fermi theory<sup>20</sup>. The TF equation for this system are:

$$\mu(z) + v_H(z) = \text{const} \quad (4)$$

where  $\mu(z)$  is the chemical potential at density  $n$  without long-ranged Coulomb interaction and  $v_H(z)$  is the electrostatic potential for  $z$ th layer obtained from the charge density by solving the Poisson equation. In principle,

$\mu(z)$  should be obtained from the exact solution of the three-dimensional Hubbard model. This input is unfortunately still unavailable. Instead, we can use HFT to obtain  $\mu(z)$ . In this way we have separate versions of the TF equations for AFM, FM, and PM states. As for  $v_H(z)$ , in the continuum limit each layer can be approximated by a 2-d uniformly-charged plane so that we have:

$$\frac{v_H(z)}{2U_c} = \delta_D \sum_{j \neq z_D} \sum_{z^0 \in Z} \frac{1}{|z - z^0|} \quad (5)$$

where  $z_D$  is the layer index for of the dopant layer and  $z^0$  is summed over all electronic layers. Fig. 5 shows results calculated using this TFT for the same parameters as used in Fig. 3. The total electron density distributions are almost identical to those obtained from the full microscopic HFT. We do note that the parallel conduction channel in the FM state appears at lower doping in TF theory than in the microscopic theory.

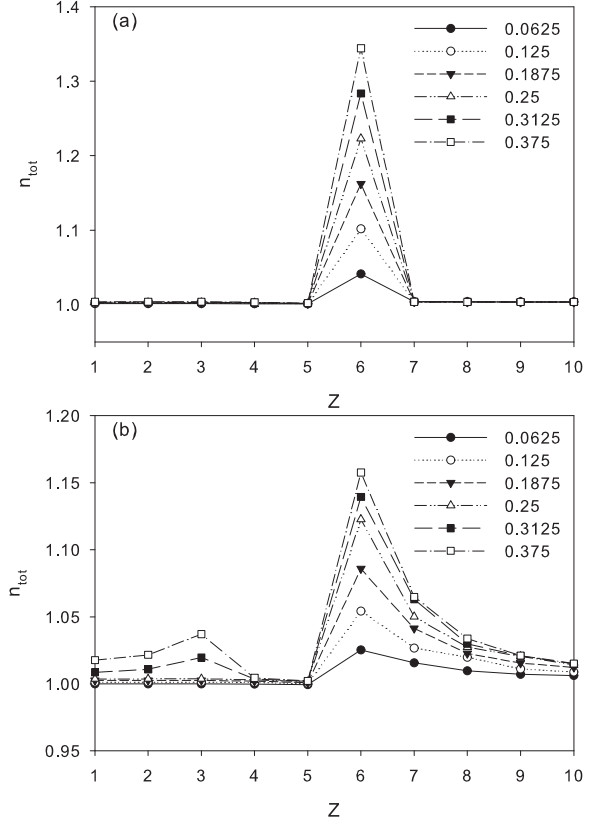


FIG. 5: Total electron density distributions from TF theory for (a) AFM and (b) FM states with the same parameters as used in Fig. 3. The results are close to those in Fig. 3, except for differences in the critical doping  $\delta_c$  at which modulation doping starts to fail.

The local-density approximation for correlations implicit in the Thomas-Fermi theory is obviously least reliable in judging the relative chemical potentials for adding carriers to spatially separate layers. The discrepancy also occurs partly because the long-ranged Coulomb interaction was evaluated using a three-dimensional lattice version in the microscopic HFT whereas a continuum approximation for the layers was used in the TFT calculations. We expect that the TFT model is too simplified to determine the critical doping for parallel conduction  $\delta_c$  accurately for any particular heterojunction, but it may be used to analyze trends.

The most important consequence of strong local interactions in the Hubbard model is the emergence of a jump in the chemical potential when the electron density per site crosses from less than one to more than one. As illustrated in Fig. 6, the opening of the Hubbard gap is accompanied by slower dependence of the chemical potential on density just above and just below  $\langle z \rangle = 1$ , i.e. by an increase in the thermodynamic density of states within the Hubbard bands. To capture these features we approximate the chemical po-



tential in the upper Hubbard band near  $(z) = 1$ , by  $(z) = E_c(U(z)) + (z - 1)D(U(z))$ , where  $E_c(U)$  is the bottom of the upper Hubbard band, and  $D(U)$  is the thermodynamic density of states averaged over the energy range of interest near the bottom of the band. This notation is chosen to emphasize similarities to semiconductor heterojunction physics. Using this result in each layer we find that

$$\mu_c = \frac{E_c(U_1) - E_c(U_2)}{4(U_{c,N+1} - z_0)} + O\left(\frac{1}{D(U_{1;2})}\right) \quad (6)$$

where  $z_{N+1}$  is the index of the first metal layer on the small  $U$  side of the heterojunction. This simple and approximate expression emphasizes that  $\mu_c$  increases with  $E_c(U_1) - E_c(U_2)$ , decreases with  $U_c$  and, as in the semiconductor case, decreases with the donor layer setback distance. From HFT we estimate that  $E_c(U) \propto U$  for AFM states while  $E_c(U) \propto U^6$  for FM states. In both cases  $E_c(U_1) - E_c(U_2)$  is approximately  $U_1 - U_2$ . As illustrated in Fig. 6,  $D$  tends to be larger for AFM states than for FM states. The precise form of the thermodynamic density of states near the band edge in any particular approximation can only be determined numerically. This simple expression does not fully capture the difference between AFM and FM states, but it does capture some simple but important properties. More effective modulation doping will occur materials combinations with larger  $U$  difference, and smaller  $U_c$  (i.e. larger dielectric constant) values. Additionally, because of stronger tendency to confine electrons in one layer in AFM state,  $\mu_c$  is larger in AFM than in FM states in general. These features are confirmed by our numerical calculations.

TFT is successful because the dominating energy scales are the electrostatic energy and the correlation energy arising from local correlations. The ground state electron density distribution is a result of competition between these two energy scales, which is accurately captured by the TF approximation.

### C. Dynamical Mean-Field Theory

HFT provides a particularly poor description of paramagnetic (PM) strongly correlated states because it is unable to capture correlated quantum fluctuations. In the limit of large  $U$  it is clear that the thermodynamic properties (e.g. for example) of a paramagnetic state are much more similar to those of ordered states than suggested by Hartree-Fock theory. To obtain a better description of paramagnetic modulation-doped electron systems we appeal to dynamical mean-field theory DMFT<sup>21</sup>. Full DMFT calculations are however too time consuming, even for our relatively simple model, and we therefore employ the two-site method, a minimal realization of DMFT that is able to capture the essential physics near a Mott transition.<sup>22</sup> The two-site method has been used previously to describe a MBI heterostructure<sup>14</sup>.

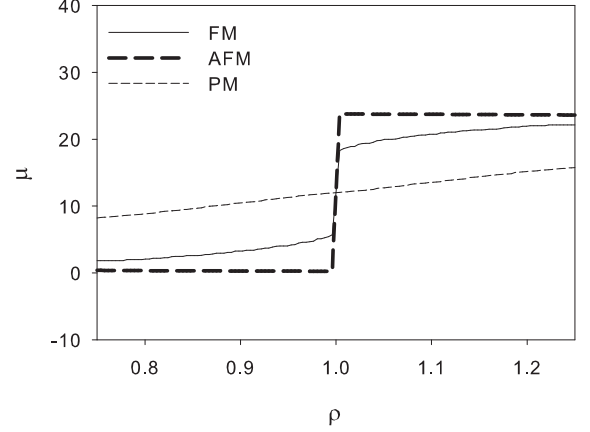


FIG. 6: Chemical potential versus electron density for AFM, FM and PM HFT states of the one band Hubbard model with  $U=t=24$ . The jumps at  $\rho = 1$  for AFM and FM states signal the opening of charge gap. The exact chemical potential is likely intermediate between the AFM and FM HFT values.

Following the general framework of DMFT and the notation used by Okamoto et al.<sup>14</sup>, the electron Green's function for each in-plane momentum  $\mathbf{k}_k$  can be written as:

$$G(z; z^0; \mathbf{k}_k; ! ) = \frac{1}{!} + \frac{H_t}{H_{\text{Coul}}^{\text{eff}}} \frac{1}{(z; z^0; ! )} \quad (7)$$

where  $H_{\text{Coul}}^{\text{eff}}$  is given in Eq. 2. The self energy  $(z; z^0; ! ) = z; z^0 (z; ! )$  is obtained by solving a two-site quantum impurity model for each layer and satisfying a set of self-consistency equations<sup>14,22</sup>. We note that the two-site method predicts that the critical value of  $U$  for the metal-insulator transition of a 3-d single band Hubbard model<sup>11</sup> to be  $U \approx 14.7$ . The  $U_1$  and  $U_2$  values we have chosen are both larger than  $U_c$  so that both perovskites are Mott insulators in the two-site method. Fig. 7 compares the results from DMFT and HFT for paramagnetic states. These results demonstrate that modulation doping is possible without magnetic order in DMFT. The failure of HFT in this respect is a well understood consequence of the importance of on-site correlation effects for MBI heterostructure properties, and of the failure of HFT to capture these correlations.

In Fig. 8 we plot DMFT layer-dependent electronic spectral functions

$$A(z; ! ) = \frac{1}{!} \sum_{\mathbf{k}} [\delta \mathbf{k} = (2\pi)^2] \text{Im} G(z; z; \mathbf{k}_k; ! + i0^+); \quad (8)$$

Only the layer closest to the interface on the smaller- $U$  side ( $z = 6$  in the figure) develops finite spectral weight near the Fermi surface upon doping. The appearance of a peak in the spectral function near the Fermi energy in layers close to the interface is reminiscent of the findings of Okamoto et al.<sup>14</sup> for a MBI heterojunction, who

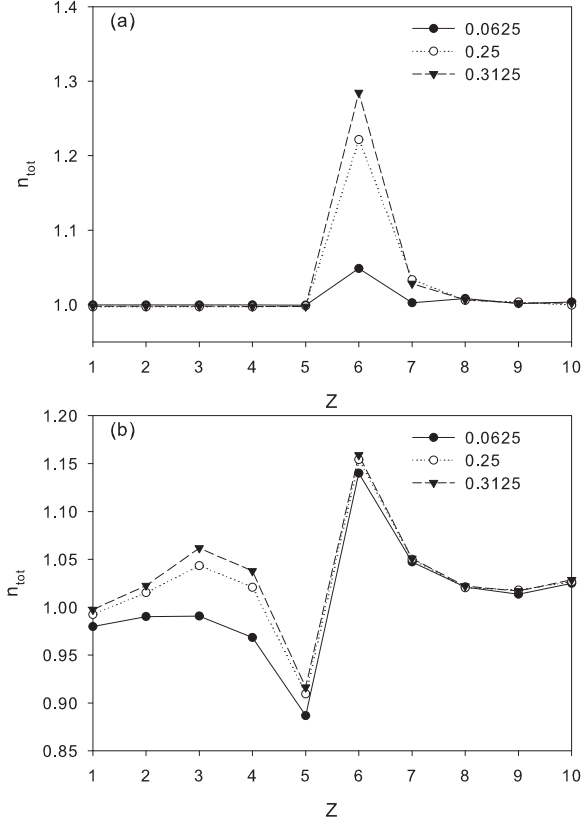


FIG. 7: Total electron density distributions for the PM state calculated by (a) DMFT and (b) HFT. The DMFT results exhibit a modulation doping effect while those of HFT do not, implying that modulation doping near a MIM heterojunction does not occur without on-site correlations. Note that Figure (b) can also be reproduced accurately by TF equation with the HFT ( ) of the PM state.

refer to this tendency as electronic surface reconstruction. The robustness of this phenomenon beyond the two-site method is not certain at present, nevertheless it is intriguing that it occurs in two quite different heterojunction systems. This finding has a natural interpretation in DMFT. In Eq. 7,  $H_{\text{Coul}}^{\text{eff}}(z)$  acts like "layer-resolved chemical potential," which determines the total electron density in layer  $z$ . For each layer one must solve a separate quasi two-dimensional quantum impurity model whose solution shows insulating (metallic) behavior for electron density close to (away from) 1. The self-consistency equations ensure that all solutions are related. Consequently, DMFT generally predicts that a layer with electron density away from 1 (layer 6 in the present calculation) is metallic.

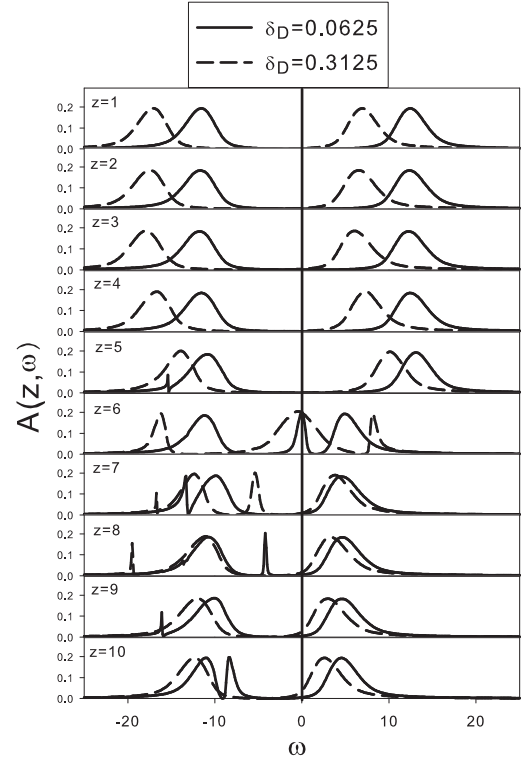


FIG. 8: Local spectral functions for each layer calculated from DMFT for  $\delta_D = 0.0625$  (solid line) and  $0.3125$  (dotted line). Only the layer closest to the interface on the smaller- $U$  side ( $z = 6$ ) becomes metallic upon doping.

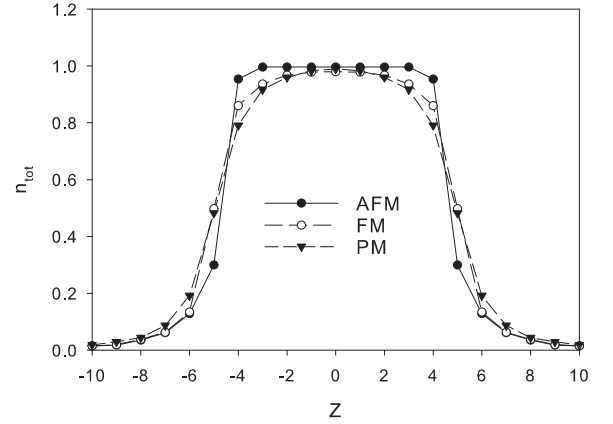


FIG. 9: Total electron density distributions from TF theory for AFM, FM, and PM states for the MIM heterostructure with  $U/t = 16$ , and  $U_c = 0.8$ . The three-unit-cell-wide crossover is remarkably reproduced. The similarity in electron density distribution between these different states demonstrates the relatively weak dependence of MIM heterojunction properties on details of the on-site correlation pointed out by Okamoto and Mills. The dependence of growth direction density distribution on local correlations is stronger for MIM heterostructures.

## D. Thomas-Fermi Theory for MBI Heterostructures

Our TFT can accurately reproduce the electron density distribution near a MBI heterostructure<sup>14</sup> calculated in previous work. Following the notation of Okamoto and Millis, the electrostatic potential in the TF relation of Eq. 4 can be written as:

$$\frac{v_H(z)}{2U_c} = \int_{z_A^0}^x \int_{z_A^0}^{z^0} \int_{z_A^0}^{z^0} (z^0) dz^0 dz^0 dz^0 \quad (9)$$

where  $z_A^0 = 0.5; 1.5; \dots; 4.5$ . Fig. 9 shows solutions of the TF equations for AFM, FM, and PM states which are in accurate agreement with Okamoto's results. The three-unit-cell wide crossover is clearly seen for each state. The reason for the weaker dependence on the details of on-site correlations is that many layers have electron filling smaller than one. Electrons only fill in the lower Hubbard band. As a result, the correlation gap between the Hubbard bands, which is sensitive to the details of the on-site correlation, does not affect the electronic structure very much.

## IV. MATERIALS CONSIDERATIONS

It is still a challenge to determine model parameters appropriate for particular transition metal oxides, although a number of different approaches have been proposed.<sup>1,23,24,25</sup> Although not fully mutually consistent, these ideas do provide a general picture of how important model parameters vary, and are a useful rough guide to possible materials combinations that might exhibit MIM modulation doping. RM O<sub>3</sub> materials (R: Rare earth) appear to be an attractive possibility because of their relative simplicity. It has been shown that YM O<sub>3</sub> has stronger electronic correlation than LaM O<sub>3</sub> because of the smaller tolerance<sup>1</sup> factor  $f$ . Therefore YM O<sub>3</sub>/LaM O<sub>3</sub> heterostructure appear to be a good candidate for realizing modulation doping. In particular LaTi O<sub>3</sub> and YTi O<sub>3</sub> are both Mott insulators with distorted perovskite structures (GFeO<sub>3</sub> type) having gaps 0.2 eV and 1 eV respectively<sup>26</sup>. They might be used to realize a modulation doped heterostructure if YTi O<sub>3</sub> could be doped. We emphasize that at present we do not know how the  $t_2$  d-bands are aligned at a heterojunction between these two materials. Indeed, aside from the band-lineup issue, it is important to recognize that the simple model considered in this paper is not sufficiently rich to capture all aspects of the interface physics that can be relevant to modulation doping and to magnetic order in the interface layer. For example orbital degeneracy plays a key role in the magnetic state of bulk YTi O<sub>3</sub> and in all likelihood would also play a role in determining the magnetic state of any two-dimensional metallic layer at the interface.

Although our one-band model is intended to qualitatively describe 3d<sup>1</sup> systems with cubic perovskite structure, some of our results should be generalizable. As emphasized above, the modulation doping effect is a consequence of Coulomb space-charge fields and on-site correlations. We therefore do not expect that perfect analogy to the ideal perovskite structure to be of key importance. Other RM O<sub>3</sub> type Mott insulators with R = rare earth or alkaline earth and M = Mn, Cr might also be good candidates, although there will certainly be additional complications because of the larger d-valence that are not addressed at all in this work. Building up more realistic models for potential building block materials is an important challenge for theory.

## V. SUMMARY AND CONCLUSIONS

In this paper, we have presented some theoretical considerations related to modulation doping near heterojunctions between two different Mott insulators, combining insights from Hartree-Fock Theory, Thomas-Fermi Theory, and Dynamical Mean-Field-Theory approaches. Using typical parameters within a simple single-band Hubbard model, we predict that modulation doping is possible with doping layers set back from the heterojunction by several lattice constants. Modulation doping can be used to create 2-d strongly correlated electron system with weak disorder and controllable densities. These systems could prove to be an interesting platform for systematic studies of strongly correlated system. Indeed, we find that the magnetic phase diagram can be altered not only by the dopant density  $\rho$  but independently by the dopant layer setback distance. Unlike the case of MBI heterostructures in which the Coulomb field dominates, the growth direction electron density distribution in MIM heterojunction systems also depends strongly on the character of in-plane ordering. In the AFM state electrons are more confined to the interface while in the FM state electrons spread further away from the heterojunction into the smaller gap material. The results of HFT can be reproduced remarkably well by Thomas-Fermi theory, indicating that the electrostatic energy and the correlation energy resulting from local fluctuations dominate the physics of the heterostructure. From the TF equation, we estimate the critical doping  $\rho_c$  at which modulation doping starts to fail. DMFT calculations show that modulation doping can occur without magnetic order, and that it requires only the on-site correlations that lead to the Mott-Hubbard gap. Layer-dependent spectral functions calculated using DMFT indicate that only the interface layer is metallic, reminiscent to the earlier findings of Okamoto et al.<sup>14</sup>.

Doped Mott insulators typically appear to have exotic properties when the doping is small and more conventional properties when the doping is large and the total band filling is well away from one, the value at which local correlations have maximum importance. In the case



of the extremely heavily studied cuprate systems, for example, this crossover is interrupted, by high-temperature superconductivity. It is interesting to consider whether or not the two-dimensional electron systems considered in this paper are Fermi liquids. Whereas bulk doping often leads eventually to a first order transitions between a doped Mott insulator and a relatively conventional metal, modulation doping in a single or several layers may make it possible to realize high-density, low-disorder, two-dimensional exotic metals which carry reflect the heritage of the three-dimensional Mott insulators from which they emerge. Since the very existence of these two-dimensional electronic systems depends on gaps that are entirely due to electron-electron interactions, it is clear that they cannot be adiabatically connected to non-interacting electron states. On the other hand, in the HFT description the doped state is a Fermi liquid with well defined quasiparticles. This approximation neglects quantum fluctuations of the magnetic state however, and its predictions for quasiparticle properties may not be reliable.

We have also speculated briefly on materials combi-

nations that might be attractive to realize the physics discussed in this paper. Predictions of the phase diagram for particular materials combinations will require much more detailed modeling, and may be assisted by insights from experiment as well as from *ab initio* electronic structure<sup>17,27</sup> calculations. A detailed description would require many realistic features of perovskite materials to be addressed, for instance lattice distortions<sup>29</sup> which may vary with proximity to the interface, and related orbital degeneracy issues. Progress will require progress in materials growth and characterization and interplay with *ab initio* and phenomenological modeling.

## VI. ACKNOWLEDGMENTS

This work was supported by the Welch Foundation. The authors acknowledge helpful discussions with Bernhard Keimer, Karin Rabe, George Sawatzky, David Singh, and John Goodenough.

---

Electronic address: leewc@mail.utexas.edu

<sup>y</sup> Electronic address: macd@ph.utexas.edu

- <sup>1</sup> M. Imada, A. Fujimori, and Y. Tokura, *Rev. Mod. Phys.* **70**, 1039 (1998).
- <sup>2</sup> Y. Tokura and N. Nagaosa, *Science* **288**, 462 (2000).
- <sup>3</sup> E. Dagotto, *Science* **309**, 257 (2005).
- <sup>4</sup> C. H. Ahn, S. Gariglio, P. Paruch, T. Tybell, L. Antognazza, and J.-M. Triscone, *Science* **284**, 1152 (1999).
- <sup>5</sup> For an overview, see C. H. Ahn, J.-M. Triscone, and J. Mannhart, *Nature* **424**, 1015 (2003).
- <sup>6</sup> A. Ohtomo, D. A. Muller, J. L. Grazul, and H. Y. Hwang, *Nature* **419**, 378 (2002).
- <sup>7</sup> J. Chakhalian, J. W. Freeland, G. Srajer, J. Strempfer, G. Khalilullin, J. C. Cezar, T. Charlton, R. Dalglish, C. Bernhard, G. Cristiani, H.-U. Habermann, and B. Keimer, *Nature Physics* **2**, 244 (2006).
- <sup>8</sup> M. Pottho and W. Nolting, *Phys. Rev. B* **60**, 7834 (1999).
- <sup>9</sup> R. Matzdorf, Z. Fang, Ismail, Jiandi Zhang, T. Kimura, Y. Tokura, K. Terakura, and E. W. Plummer, *Science* **289**, 746 (2000).
- <sup>10</sup> Z. Fang, I. V. Solovyev, and K. Terakura, *Phys. Rev. Lett.* **84**, 3169 (2000).
- <sup>11</sup> S. Schieger, M. Pottho, and W. Nolting, *Phys. Rev. B* **67**, 165408 (2003).
- <sup>12</sup> A. Liebsch, *Phys. Rev. Lett.* **90**, 096401 (2003).
- <sup>13</sup> M. Dawber, C. Lichtensteiger, M. Cantoni, M. Veithen, P. Ghosez, K. Johnston, K. M. Rabe, and J.-M. Triscone, *Phys. Rev. Lett.* **95**, 177601 (2005).
- <sup>14</sup> S. Okamoto and A. J. M. Illis, *Phys. Rev. B* **70**, 241104 (R) (2004).
- <sup>15</sup> S. Okamoto and A. J. M. Illis, *Nature* **428**, 630 (2004).
- <sup>16</sup> S. Okamoto and A. J. M. Illis, *Phys. Rev. B* **70**, 075101 (2004).
- <sup>17</sup> R. Hesper, L. H. Tjeng, A. Heeres, and G. A. Sawatzky, *Phys. Rev. B* **62**, 16046 (2000).
- <sup>18</sup> C. Noguera, *J. Phys. Condens. Matter* **12**, R367 (2000).
- <sup>19</sup> T. Mizokawa and A. Fujimori, *Phys. Rev. B* **51**, 12880 (1995).
- <sup>20</sup> For a review, see L. Spruch, *Rev. Mod. Phys.* **63**, 151 (1991).
- <sup>21</sup> A. Georges, G. Kotliar, W. Krauth, and M. J. Rozenberg, *Rev. Mod. Phys.* **68**, 13 (1996).
- <sup>22</sup> M. Pottho, *Phys. Rev. B* **64**, 165114 (2001).
- <sup>23</sup> J. B. Torrance, P. Lacore, C. A. Savarnengchai, and R. M. Metzger, *Physica C* **182**, 351 (1991).
- <sup>24</sup> T. Arima, Y. Tokura, and J. B. Torrance, *Phys. Rev. B* **48**, 17006 (1993).
- <sup>25</sup> V. I. Anisimov, J. Zaanen, and O. K. Andersen, *Phys. Rev. B* **44**, 943 (1992).
- <sup>26</sup> Y. Okamoto, T. Katsufuji, Y. Okada, T. Arima, and Y. Tokura, *Phys. Rev. B* **51**, 9581 (1995).
- <sup>27</sup> C. Noguera, F. Finocchi, and J. Goniakowski, *J. Phys. Condens. Matter* **16**, 2509 (2004).
- <sup>28</sup> N. Pavlenko, I. Elmov, T. Kopp, and G. A. Sawatzky, *cond-mat/0605589*.
- <sup>29</sup> see, for example, J. B. Goodenough, *Structure and Bonding*, Volume 98, p1-16, (Feb 2001).