

# Anomalous Bias Dependence of Spin Torque in Magnetic Tunnel Junctions

Ioannis Theodonis,<sup>1,2</sup> Nicholas Kioussis,<sup>1,\*</sup> Alan Kalitsov,<sup>1</sup> Mairbek Chshiev,<sup>3</sup> and William Butler<sup>3</sup>

<sup>1</sup>Department of Physics, California State University, Northridge, CA 91330-8268

<sup>2</sup>Department of Physics, National Technical University, GR-15773, Zografou, Athens, Greece

<sup>3</sup>MINT Center, University of Alabama, P. O. Box 870209, Tuscaloosa, AL, USA

(Dated: May 25, 2019)

We predict an anomalous bias dependence of the spin transfer torque parallel to interface,  $T_{\parallel}$ , in tunnel magnetic junctions (MTJ), which can be selectively tuned by the exchange splitting. It may exhibit a sign reversal *without* a corresponding sign reversal of the bias or even a quadratic bias dependence. We demonstrate that the underlying mechanism is the interplay of spin currents for the ferromagnetic (antiferromagnetic) configurations, which vary linearly (quadratically) with bias, respectively, due to the symmetric (asymmetric) nature of the barrier. The spin transfer torque perpendicular to interface exhibits a quadratic bias dependence.

PACS numbers: 85.75.-d, 72.10.-d, 72.25.-b, 73.40.Gk

Theoretical calculations have predicted that when a spin-polarized current passes through magnetic multilayer structures, both spin valves[1, 2] or magnetic tunnel junctions (MTJ)[3, 4], can transfer spin angular momentum from one ferromagnetic electrode to another, and hence exert a spin torque on the electrodes. At sufficiently high current densities, the spin transfer interaction is expected to stimulate spin-wave excitations[5, 6] or to possibly reverse the magnetization of an individual domain[7]. Current-induced magnetic switching (CIMS) has now been confirmed in extensive series of experiments both in spin valves[7, 8] and more recently, in MTJ[9, 10]. Thus, the CIMS provides a powerful new tool for the study of spin transport in electronic structures in addition to offering the intriguing possibility of manipulating high-density nonvolatile magnetic-device elements, such as magnetoresistive random access memory (MRAM), without applying cumbersome magnetic fields[11].

While the fundamental physics underlying the spin transfer torque in spin valves have been extensively studied theoretically[1, 2, 12, 13, 14], its role in MTJ remains an unexplored area thus far, except for the pioneering work of Slonczewski [3, 4], who employed the free-electron model in the low bias regime. An outstanding and critical aspect of MTJ is the lack of a comprehensive understanding of the bias dependence of the spin transfer torque, which may be required in acquiring information in MRAM[4].

In this Letter, we present for the first time a comprehensive study of the effect of bias on the spin torques, parallel ( $T_{\parallel}$ ) and perpendicular ( $T_{\perp}$ ) to the interface, in MTJ, using tight-binding (TB) calculations and the non-equilibrium Keldysh formalism. We predict an anomalous bias dependence of the spin torque, contrary to the general consensus. We demonstrate first that depending on the exchange splitting in the  $d$ -band,  $T_{\parallel}$  may exhibit an unusual and interesting non-monotonic bias depen-

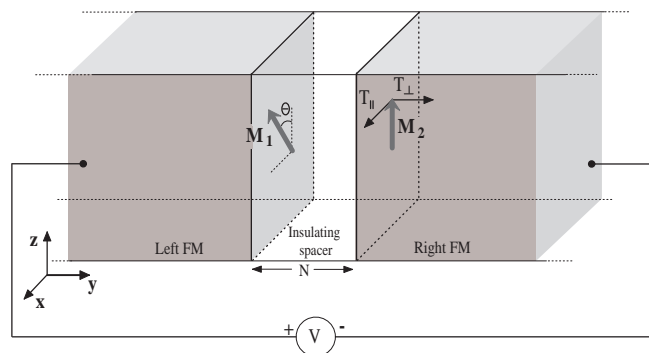


FIG. 1: Schematic structure of the MTJ, consisting of left and right semi-infinite FM leads separated by a thin nonmagnetic insulating system containing  $N$  atomic layers. The magnetization  $\mathbf{M}_2$  of the right FM lead is along the  $z$ -axis, whereas the magnetization  $\mathbf{M}_1$  of the left lead is rotated by angle  $\theta$  around the  $y$ -axis with respect to  $\mathbf{M}_2$ .

dence: it may change sign *without a sign reversal in bias or current*, and in some cases it may even have a quadratic bias dependence. Second, we demonstrate that  $T_{\parallel}$  satisfies an expression involving the *difference* in spin currents between the ferromagnetic (FM) and antiferromagnetic (AF) configurations. This result is important because it reduces the calculation of the spin transfer effect for non-collinear systems simply to the evaluation of spin currents for FM and AF orientations. Third, the bias dependence for the spin current for the FM (AF) alignment is shown to have a linear (quadratic) bias dependence, whose origin lies on the symmetric (asymmetric) nature of the barrier. The interplay of the spin currents for the FM and AF configurations can lead to a rich behavior of the spin transfer torque on bias. Finally, we find that the bias dependence of  $T_{\perp}$  is quadratic.

The MTJ under consideration depicted in Fig.1 consists of a left and right semi-infinite noncollinear FM leads, separated by a nonmagnetic insulating (I) spacer containing  $N$  atomic layers. The right FM lead is mag-

\*E-mail me at: nick.kioussis@csun.edu.

netized along the  $z$  axis ( $\mathbf{M}_2$ ) of the coordinate system, shown in the inset of Fig. 1. The magnetization of the left FM lead ( $\mathbf{M}_1$ ) lies in the  $x-z$  interfacial plane, i.e. it is rotated by angle  $\theta$  around the axis  $y$  (normal to the FM/I interfaces) with respect to  $\mathbf{M}_2$ . The chemical potentials of the right and left leads are shifted by the external bias,  $eV = \mu_L - \mu_R$ , where the charge current is positive when it flows along the  $y$  axis from left to right. We neglect the contribution of the  $d$ -electrons to the transport properties, since it has been shown to be rather small in MTJ [15]. Thus, the Hamiltonian for each region is described by a single  $s$ -orbital simple-cubic TB model which includes a nearest-neighbor (NN) spin-independent hopping term,  $t_\alpha$ , and a spin-dependent on-site energy term,  $\varepsilon_\alpha^\sigma$ , where  $\alpha = L, R$ , and  $I$ , refer to the left, right, and insulating regions, respectively. We use the same band exchange-splitting,  $\Delta_{L(R)} = \varepsilon_{L(R)}^\uparrow - \varepsilon_{L(R)}^\downarrow$ , in both FM leads,  $\Delta_I = 0$ ,  $\varepsilon_L^\uparrow = 1.2$  eV,  $\varepsilon_I = 5.4$  eV,  $N = 5$ , and  $t_R = t_L = t_I = t_{L,I} = t_{R,I} = t = 0.4$  eV, where the  $t_{L,I}$  and  $t_{R,I}$  are the NN hopping matrix elements at the two FM/I interfaces. Under applied bias,  $\varepsilon_R^\sigma - \varepsilon_L^\sigma = eV$ , and the potential inside the insulator,  $\varepsilon_{I,n} = \varepsilon_I - eV \frac{n-1}{N-1}$  varies linearly with layer number  $n$ .

The one-electron Schrödinger equation in spin space for each uncoupled region  $\alpha$  is

$$\sum_{p_1, q, p_1 \in \alpha} \left\{ [(E - \varepsilon_{\mathbf{k}||})\delta_{pp_1} - \bar{H}_{pp_1}] \hat{I} - \delta H_{pp_1} \right. \\ \left. \times \begin{pmatrix} \cos\theta & \sin\theta \\ \sin\theta & -\cos\theta \end{pmatrix} \right\} \begin{pmatrix} g_{p_1 q}^{\uparrow\uparrow} & g_{p_1 q}^{\uparrow\downarrow} \\ g_{p_1 q}^{\downarrow\uparrow} & g_{p_1 q}^{\downarrow\downarrow} \end{pmatrix} = \delta_{pq} \hat{I}, \quad (1)$$

where  $p$  and  $q$  are atomic sites indices in region  $\alpha$ ,  $\varepsilon_{\mathbf{k}||}$  is the energy of the in-plane wave vector,  $\mathbf{k}_{||}$ , of the Bloch state,  $g_{pq}^{\sigma\sigma'}$  is the spin-dependent retarded Green's function for each region,  $\hat{I}$  is the  $2 \times 2$  unit matrix. The quantities  $\bar{H}_{pq} = \frac{1}{2}[(\varepsilon_\alpha^\uparrow + \varepsilon_\alpha^\downarrow)\delta_{pq} + t_\alpha(\delta_{p,q+1} + \delta_{p,q-1})]$ , and  $\delta H_{pq} = \frac{1}{2}\Delta_\alpha$ , describe the spin-average and the spin-split part of the Hamiltonian, respectively.

Having determined the  $g_{pq}^{\sigma\sigma'}$  for each region of the uncoupled system from Eq. (1), one can calculate [16] the retarded Green's function for the entire coupled system, by solving a system of Dyson equations which couple the  $g_{pq}^{\sigma\sigma'}$  through the hopping matrix elements  $t_{L,I}$  and  $t_{I,R}$  at the two interfaces. The  $2 \times 2$  non-equilibrium Keldysh Greens function matrix,  $\hat{G}^<$ , can be evaluated by solving a system of kinetic equations [17].

The charge current density is [17]

$$I = I^\uparrow + I^\downarrow = \frac{et}{2\pi\hbar} \int Tr_\sigma [\hat{G}_{i,i+1}^{<\sigma,\sigma'} - \hat{G}_{i+1,i}^{<\sigma,\sigma'}] dE d\mathbf{k}_{||}, \quad (2)$$

and the spin current density between sites  $i$  and  $i+1$  is

$$\mathbf{Q}_{i,i+1} = \frac{t}{4\pi} \int Tr_\sigma [\hat{G}_{i,i+1}^{<\sigma,\sigma'} - \hat{G}_{i+1,i}^{<\sigma,\sigma'}] \boldsymbol{\sigma} dE d\mathbf{k}_{||}, \quad (3)$$

where  $\boldsymbol{\sigma} = (\sigma_x, \sigma_y, \sigma_z)$  is a vector of the Pauli matrices. Both  $I^\uparrow$  and  $I^\downarrow$  are conserved across the MTJ, while the

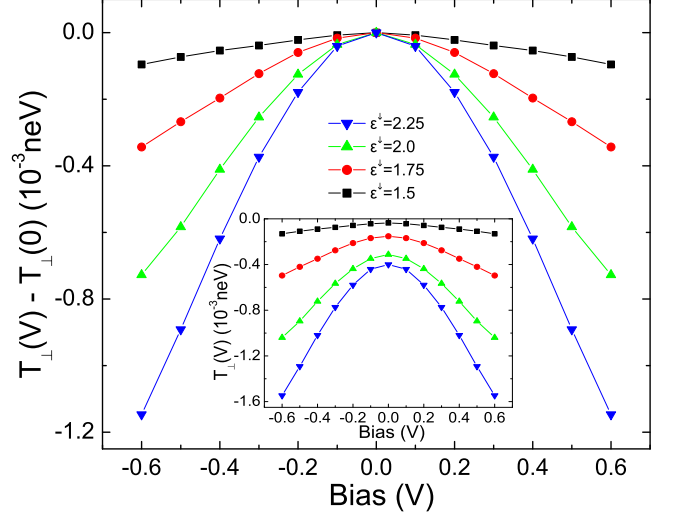


FIG. 2: Bias dependence of the current-induced perpendicular component of the *net* spin torque per unit area,  $T_\perp(V) - T_\perp(0)$ , for  $\theta = \pi/2$ , and various values of  $\varepsilon^\downarrow$ .  $T_\perp(0)$  is related to the exchange coupling energy between left and right FM leads. Inset: bias dependence of  $T_\perp(V)$ .

spin current is not conserved ( $\nabla \cdot \mathbf{Q} \neq 0$ ), due to spin-dependent scattering caused by the local exchange field inside the FM leads [13]. Conservation of the total angular momentum implies that the spin current lost at an atomic site is transferred to its local magnetic moment, thereby exerting a local spin transfer torque [14, 17]  $\mathbf{T}_i$  on site  $i$  in the right FM lead per unit area given by

$$\mathbf{T}_i = -\nabla \cdot \mathbf{Q} = \mathbf{Q}_{i-1,i} - \mathbf{Q}_{i,i+1}. \quad (4)$$

The local spin torque,  $\mathbf{T}_i$ , shown in Fig. 1, has components parallel ( $T_{i,||}$ ) and perpendicular ( $T_{i,\perp}$ ) to the interfacial plane. The  $z$ -component of  $\mathbf{T}_i$  vanishes because  $Q_{(i,i+1),z} = Q_{(i-1,i),z} = \frac{\hbar}{2e}(I^\uparrow - I^\downarrow)$ . Both  $T_{i,||}$  and  $T_{i,\perp}$  oscillate with different phase and decay with distance from the I/FM interface [17].

The *net* spin transfer torque transverse to the magnetization on the right FM lead, a quantity which presumably experiment measures, is the sum of local torques,  $\mathbf{T}_i$ ,

$$\mathbf{T} = \sum_{i=0}^{\infty} (\mathbf{Q}_{i-1,i} - \mathbf{Q}_{i,i+1}) = \mathbf{Q}_{-1,0} - \mathbf{Q}_{\infty,\infty} = \mathbf{Q}_{-1,0}, \quad (5)$$

where the subscripts -1 and 0 refer to the last site inside the barrier and the first site in the right FM lead, respectively. In the above equation,  $\mathbf{Q}_{\infty,\infty} = 0$  because the components of  $\mathbf{Q}_{i,i+1}$  transverse to  $\mathbf{M}_2$  decay to zero as  $i \rightarrow \infty$  [17]. Thus, the *net* spin torque exerted on the right FM lead is simply the spin current calculated at the I/FM interface [13].

In Fig. 2 we show the bias-dependence of the current-induced perpendicular component,  $T_\perp(V) - T_\perp(V=0)$ , of the *net* spin torque for  $\theta = \pi/2$ , and various values of  $\varepsilon^\downarrow$ . The inset displays the bias dependence of  $T_\perp(V)$ . We

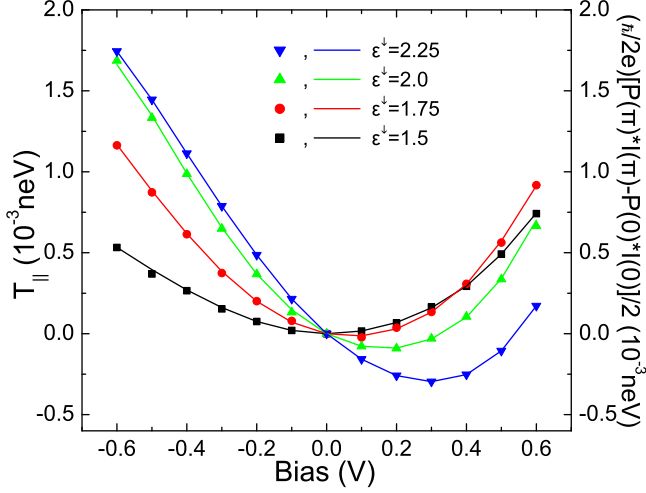


FIG. 3: Non-monotonic bias dependence of the parallel component of the *net* spin transfer torque per unit area,  $T_{||}$ , for  $\theta = \pi/2$ , and various values of  $\varepsilon^\downarrow$ . The solid curves (symbols) refer to the left- (right-) hand ordinate, respectively.

find that  $T_\perp(V)$  varies quadratically with bias, as originally suggested, but not calculated, by Slonczewski [4]. The equilibrium ( $V = 0$ ) value of  $T_\perp(V)$ , related to the interlayer exchange coupling energy [1], decreases in absolute value as the exchange splitting  $\Delta$  is reduced.

In Fig. 3 we display the bias dependence of the parallel component of the *net* spin torque,  $T_{||}$ , (solid curves associated with the left ordinate) for  $\theta = \pi/2$  and for the same values of  $\varepsilon^\downarrow$  as in Fig. 2. The most striking and surprising feature of  $T_{||}$  is its non-monotonic bias dependence, which can vary from almost linear to purely quadratic behavior, depending on the exchange splitting  $\Delta$ . The quadratic bias dependence of  $T_{||}$  for  $\varepsilon^\uparrow = 1.5$  eV persists even for small bias. Interestingly, for  $\varepsilon^\downarrow = 2$  and 2.25,  $T_{||}$  reverses its sign *without a sign reversal in bias or current*. This anomalous bias behavior, contrary to the general consensus, may have important practical implications, since it suggests that the CIMS in MTJ may not require reversal of the current. It is important to note that both the current-induced spin torque components,  $T_\perp$  and  $T_{||}$ , are comparable in size in MTJ, in contrast to metallic spin valves, where  $T_\perp \ll T_{||}$  [12].

In order to understand the underlying mechanism responsible for the bias-dependence of  $T_{||}$ , we have generalized the equivalent circuit for MTJ [3], using angular-dependent resistances,  $R^{\sigma,\sigma}(\theta) = R^\sigma(0)\cos^{-2}(\theta/2)$  and  $R^{\sigma,\bar{\sigma}}(\theta) = R^\sigma(\pi)\sin^{-2}(\theta/2)$ , as displayed in Fig. 4. We have shown [17] that  $T_{||}$  satisfies the expression

$$T_{||}(\theta) = \frac{\hbar}{2e} \frac{Q_z(\pi) - Q_z(0)}{2} \mathbf{M}_2 \times (\mathbf{M}_1 \times \mathbf{M}_2), \quad (6)$$

where  $Q_z(\pi) = I^\uparrow(\pi) - I^\downarrow(\pi)$  and  $Q_z(0) = I^\uparrow(0) - I^\downarrow(0)$  are the spin-current densities along the direction of  $\mathbf{M}_2$  for the AF and FM configurations, respectively. This

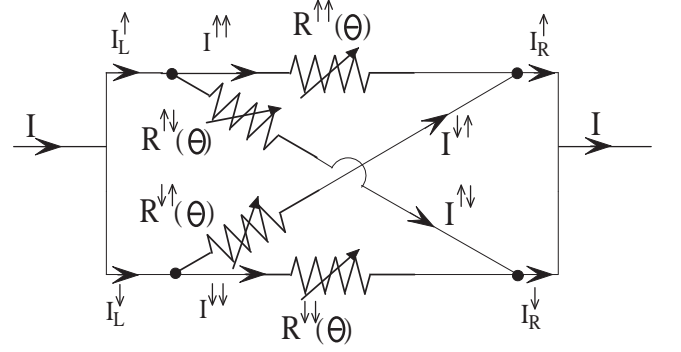


FIG. 4: Equivalent circuit for spin-channel currents, with angular-dependent resistances.

result is important because it reduces the calculation of  $T_{||}(\theta)$  in MTJ simply to the evaluation of spin-current densities for the FM and AF configurations. As expected [3], the angular dependence of both  $T_\perp$  and  $T_{||}$  is found to be proportional to  $\sin \theta$ , in contrast to the corresponding behavior in metallic spin valves [1, 12].

Defining the dynamic current polarization [18],  $P(\theta) = [I^\uparrow(\theta) - I^\downarrow(\theta)]/I(\theta)$ , where  $I(\theta) = I^\uparrow(\theta) + I^\downarrow(\theta)$  is the total current, Eq. (6) reduces to

$$T_{||}(\theta) = \frac{\hbar}{2e} \frac{P(\pi)I(\pi) - P(0)I(0)}{2} \mathbf{M}_2 \times (\mathbf{M}_1 \times \mathbf{M}_2). \quad (7)$$

In order to confirm Eq. (6) or Eq. (7) we display also in Fig. 3 the bias dependence of  $\frac{\hbar}{2e}[P(\pi)I(\pi) - P(0)I(0)]/2$  (symbols associated with the right ordinate) for the same values of  $\varepsilon^\downarrow$ , where the agreement is excellent.

In order to elucidate the atomistic origin of the bias dependence of  $T_{||}$  in Eq. (6), we plot in Fig. 5 the spin-current densities,  $Q_z(\pi)$  and  $Q_z(0)$ , versus bias for the AF and FM orientations, respectively. One can clearly see that  $Q_z(0)$  ( $Q_z(\pi)$ ) varies linearly (quadratic) with bias for  $V < 0.5$  eV. For the FM and AF configurations the tunneling can be considered as the superposition of two independent spin channels. This different bias behavior can be understood on the basis of the tunnel model [19] for asymmetric barriers, generalized so as to take into account both spin channels. The bias dependence of  $I^\sigma$  can be written as [19],  $I^\sigma(V) = f_1(\bar{\Phi}^\sigma)V - f_2(\bar{\Phi}^\sigma)\Delta\Phi^\sigma V^2 + O(V^3)$ , where  $f_1$  and  $f_2$  are functions of the average barrier height,  $\bar{\Phi}^\sigma = [\Phi_1^\sigma + \Phi_2^\sigma]/2$ , and  $\Delta\Phi^\sigma = \Phi_1^\sigma - \Phi_2^\sigma$  is the barrier asymmetry. Here,  $\Phi_{1(2)}^\sigma$  is the spin-dependent barrier height at the left (right) interface.

Consequently, in the FM configuration, the majority and minority electrons tunnel through a *symmetric* barrier (lower inset in Fig. 5) but with different barrier heights,  $\Phi^\sigma$ , for each spin channel. In this case,  $\bar{\Phi}^\uparrow \neq \bar{\Phi}^\downarrow$  and  $\Delta\Phi^\uparrow = \Delta\Phi^\downarrow = 0$ . Thus, both  $I^\uparrow(0)$  and  $I^\downarrow(0)$  vary linearly with  $V$ , and hence also  $Q_z(0)$ . On the other hand, in the AF configuration (upper inset in Fig. 5), both spin channels tunnel through asymmetric barriers

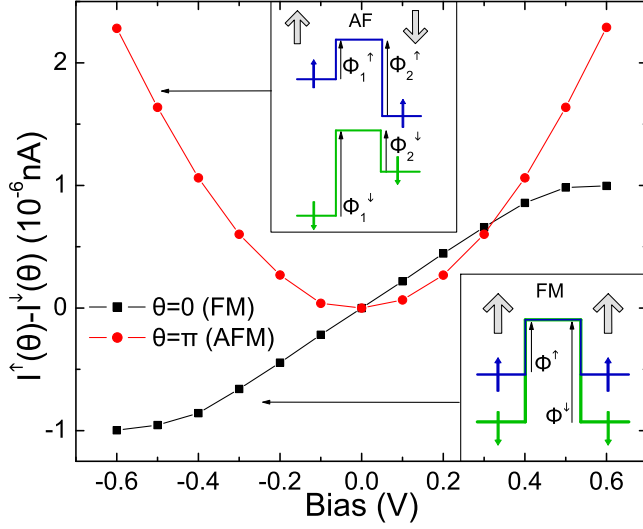


FIG. 5: Bias dependence of the spin-current densities,  $I^\uparrow(\theta) - I^\downarrow(\theta)$ , for the FM ( $\theta = 0$ ) and AF ( $\theta = \pi$ ) orientations, respectively. In the FM case the majority and minority electrons tunnel through a symmetric barrier (lower inset) with different barrier heights,  $\Phi^\sigma$ . In the AF case (upper inset), the two spin channels tunnel through asymmetric barriers with the same average barrier height,  $\bar{\Phi}^\sigma$ , but with a barrier asymmetry,  $\Delta\Phi^\sigma$ , of opposite sign.

with the same average barrier height,  $\bar{\Phi}^\uparrow = \bar{\Phi}^\downarrow$ , but with barrier asymmetry of opposite sign,  $\Delta\Phi^\uparrow = -\Delta\Phi^\downarrow$ . Therefore, the linear bias dependence of  $I^\uparrow(\pi) - I^\downarrow(\pi)$  vanishes identically, and  $Q_z(\pi)$  exhibits a quadratic bias dependence.

Therefore, the results reveal that the origin of the non-monotonic dependence of  $T_\parallel$  with bias in Fig. 3, lies on the interplay between the linear and quadratic bias-dependence of  $Q_z(0)$  and  $Q_z(\pi)$ , respectively. This

competition can be selectively tuned by varying the exchange splitting  $\Delta$ , giving rise to a wide range of rich and unexpected bias behavior. For example, the quadratic bias behavior for  $\varepsilon^\downarrow = 1.5$  arises from the fact that  $I^\uparrow(0) = I^\downarrow(0)$ . Contrary to the free-electron model [3], this behavior is possible within the TB model due to the form of the density of states at the interfaces [17].

In summary, we predict an anomalous bias behavior of  $T_\parallel$  in MTJ, which can be tuned through the exchange splitting in the FM leads.  $T_\parallel$  may exhibit a sign reversal *without* a corresponding sign reversal of the bias, or even an unexpected quadratic bias dependence. These results may have important practical implications, since they suggest that the CIMS in MTJ may not necessarily require reversal of the current or bias. We have demonstrated that  $T_\parallel$  satisfies an expression which simply involves the spin currents for two collinear (FM and AF) configurations, which can be easily determined from *ab initio* calculations. The results reveal that the underlying atomic mechanism responsible for the unusual bias dependence lies on the interplay between the spin currents for the FM and AF configurations. The origin for the linear (quadratic) bias dependence of the spin currents is the symmetric (asymmetric) nature of the tunnel barrier for the FM (AF) orientations. On the other hand,  $T_\perp$ , comparable in size with  $T_\parallel$ , exhibits a quadratic bias dependence.

We thank J. Slonczewski, M. Stiles, and G. Bauer for very useful conversations. The research at California State University Northridge was supported from NSF under Grant No DMR-00116566, US Army under Grant No W911NF-04-1-0058, and from NSF-KITP under grant No PHY99-07949. Work at the University of Alabama was supported by NSF MRSEC grant DMR 0213985, and by the Information Storage Industry Consortium (INSIC) EHDR Program.

- 
- [1] J.C. Slonczewski, J. Magn. Magn. Matter. **159**, L1 (1996).
  - [2] L. Berger, Phys. Rev. B **54**, 9353 (1996).
  - [3] J.C. Slonczewski, Phys. Rev. B **39**, 6995 (1989).
  - [4] J.C. Slonczewski, Phys. Rev. B **71**, 024411 (2005).
  - [5] M. Tsoi, A. G. M. Jansen, J. Bass, W.-C. Chiang, V. Tsoi, and P. Wyder, Nature **406**, 46 (2000).
  - [6] I.N. Krivorotov, N.C. Emely, J.C. Sankey, S.I. Kiselev, D.C. Ralph, R.A. Buhrman, Science **307**, 228 (2005).
  - [7] E.B. Myers, D.C. Ralph, J.A. Kattine, R.N. Louie, R.A. Buhrman, Science **285**, 867 (1999).
  - [8] J. A. Katine, F. J. Albert, R. A. Buhrman, E. B. Myers, and D. C. Ralph, Phys. Rev. Lett. **84**, 3149 (2000).
  - [9] G.D. Fuchs *et al.*, Appl. Phys. Lett. **85**, 1205 (2004).
  - [10] G. D. Fuchs, J. A. Katine, S. I. Kiselev, D. Mauri, K. S. Wooley, D. C. Ralph, and R. A. Buhrman, Phys. Rev. Lett. **96**, 186603 (2006).
  - [11] S.S.P. Parkin *et al.*, J. Appl. Phys. **85**, 5828 (1999).
  - [12] A. Brataas, G. E.W. Bauer, P. J. Kelly, Phys. Rep. **427**, 157 - 255 (2006).
  - [13] M.D. Stiles, A. Zangwill, Phys. Rev. B **66**, 014407 (2002).
  - [14] D. M. Edwards, F. Federici, J. Mathon, A. Umerski, Phys. Rev. B **71**, 054407 (2005).
  - [15] E.Yu. Tsybal and D.G. Pettifor, J. Phys.: Condens. Matter **9**, L411 (1997).
  - [16] C. Caroli, R. Combescot, P. Nozieres, D. Saint-James, J. Phys. C: Solid St. Phys. **4**, 916 (1971).
  - [17] A. Kalitsov, I. Theodonis, N. Kiousis, M. Chshiev, W. H. Butler, to be published to Phys. Rev. B (2006).
  - [18] S. O. Valenzuela, D. J. Monsma, C. M. Marcus, V. Narayanamurti, and M. Tinkham Phys. Rev. Lett. **94**, 196601 (2005).
  - [19] W. F. Brinkman, R. C. Dynes, J. M. Rowell J. Appl. Phys. **41**, 1915 (1970).