

# The study of nearest- and next-nearest-neighbor magnetic interactions in seven tetragonal compounds V(IV) containing linear chains and square lattices

L M Volkova and S A Polyshchuk

Institute of Chemistry, Far Eastern Branch of Russian Academy of Science,  
690022 Vladivostok, Russia

E-mail: [volkova@ich.dvo.ru](mailto:volkova@ich.dvo.ru) (L M Volkova)

## Abstract

The new crystal chemical method was used for calculation sign and strength not only nearest neighbors, but also additional next-nearest neighbor interactions on the basis of room-temperature structural data in tetragonal compounds  $\text{Zn}_2(\text{VO})(\text{PO}_4)_2$  (I),  $(\text{VO})(\text{H}_2\text{PO}_4)_2$  (II),  $(\text{VO})\text{SiP}_2\text{O}_8$  (III),  $(\text{VO})\text{SO}_4$  (IV),  $(\text{VO})\text{MoO}_4$  (V),  $\text{Li}_2(\text{VO})\text{SiO}_4$  (VI) and  $\text{Li}_2(\text{VO})\text{GeO}_4$  (VII) with similar sublattice of  $\text{V}^{4+}$  ions. The reason of distinction of the appropriate magnetic interactions in different compounds is established. It is shown that the main characteristic of these compounds is the strong dependence of strength of magnetic interactions and ordering type of magnetic moments from insignificant displacements of  $\text{XO}_4$  ( $\text{X} = \text{P}, \text{Mo}, \text{Si}$  or  $\text{Ge}$ ) groups even without change of crystal symmetry. In addition to a widely researched square lattice the other specific geometrical configurations of ions  $\text{V}^{4+}$  are allocated, which can cause the frustration of magnetic interactions, such as: the linear chains along the  $c$ -axis with competing nearest- and next-nearest-neighbors interactions; rectangular (in I) and triangular (in II–VII) lattices with non-equivalent nearest-neighbor interactions, which it is possible to consider as  $n$ -leg ladders; one more square lattice in  $ab$ -plane with longer range interactions. It has been concluded that practically all magnetic interactions in these compounds compete among themselves.

## 1. Introduction

The search and research of frustrated magnets are of large interest for definition of a role of frustrating interactions in formation of a magnetic state of low-dimensional systems. Considerable recent attention has been focused on  $(\text{VO})\text{MoO}_4$ ,  $\text{Li}_2(\text{VO})\text{SiO}_4$  и  $\text{Li}_2(\text{VO})\text{GeO}_4$  [1–7], as prototypes of a frustrated two-dimensional  $S=1/2$  antiferromagnet on a square lattice with competing interactions along the side and diagonal of the square. However, interpretation of experimental results and the theoretical models of various investigators are in rather poor agreement. Besides, existence of a linear chain VO-VO along a  $c$  axis assumes the presence of strong antiferromagnetic (AF) interactions in this direction, but only in earlier researches [8, 9] the one from these compounds  $(\text{VO})\text{MoO}_4$  was considered as one-dimensional

antiferromagnet. Later [1], was shown, that this systems is essentially two dimensional with extremely weak interplanar coupling. The absence of strong AF interactions in such chains can be explained only by competition to other interactions. Hence, for an explanation of magnetic state of  $(VO)MoO_4$ ,  $Li_2(VO)SiO_4$  and  $Li_2(VO)GeO_4$  it is necessary to consider frustration of magnetic interactions not only on a square lattice selected in [1-7], but also on other geometrical configurations of ions  $V^{4+}$ , existing in these compounds.

In this paper, we have studied seven tetragonal compounds:  $Zn_2(VO)(PO_4)_2$  [10],  $(VO)(H_2PO_4)_2$  [11],  $(VO)SiP_2O_8$  [12],  $(VO)SO_4$  [13],  $(VO)MoO_4$  [14],  $Li_2(VO)SiO_4$  [15] and  $Li_2(VO)GeO_4$  [15] with similar sublattice of ions  $V^{4+}$ . The magnetic properties of first four ones earlier practically were not investigated. For each of these compounds we calculate a sign and strength of magnetic interactions not only between nearest neighbors, but also for longer range neighbors by new crystal chemical method [16] on the basis of structural data. The found characteristics of magnetic interactions can be shown only when there are no obstacles to their simultaneous existence from its geometrical configurations in sublattice of magnetic ions. We have analysed a structure of sublattice  $V^{4+}$  ions and have selected such specific configurations, which can cause of frustration of magnetic interactions in examined compounds.

## 2. Method

The sign and strength of magnetic interactions in considered compounds were calculated by new crystal chemical method [16] on the basis structural data with use of the program "MagInter". This method was developed by us for estimation of the characteristics of magnetic interactions between magnetic ions which are arranged on any distances from each other. From the geometrical point of view, the Goodenough method [17] is a particular case of this method, when the length of bridging distances in a fragment  $M-X-M$  approaches to the length of valent bonds  $M-X$ .

In [16] we have shown, that the strength of magnetic interactions and the ordering type of the magnetic moments in low-dimensional crystal compounds are defined by the geometrical arrangement and the size of intermediate ion  $A_n$  in the bounded region of a space between two magnetic ions  $M_i$  and  $M_j$ . The bounded region of a space between  $M_i$  and  $M_j$  along a line of their interaction is defined as the cylinder, which radius is equal to radius of these magnetic ions. Thus it are taken into account not only anions, which are valent bound with the magnetic ions, but also all the intermediate negatively or positively ionized atoms, with the exception of cations of metals with no unpaired electrons. The distances between magnetic ions, as inside of low-dimensional fragment and between fragments, influence on strength of magnetic interactions, however, they do not play, a determining role in their formation in case of absence of the contribution from direct interaction.

When some intermediate ions enter into space between two magnetic ions, each of them, depending on its location, aspires to orient the magnetic moments of these ions suitably and make its contribution to occurrence of AF or FM components of magnetic interaction. The sign and value of the strength of interaction  $J_{ij}^s$  between magnetic ions  $M_i$  and  $M_j$  is defined by the sum of these contributions  $j_n^s$ :

$$J_{ij}^s = \sum_n j_n^s . \quad (1)$$

If  $J_{ij}^s < 0$ , the type of ordering of the magnetic moments of  $M_i$  and  $M_j$  ions is AF; in contrast, when  $J_{ij}^s > 0$ , the type of the ordering of the magnetic moments is FM.

The room-temperature structural data and ionic radii (IR, CN=6) of Shannon [18] ( $r_{V^{4+}} = 0.58$  Å,  $r_{O^{2-}} = 1.40$  Å,  $r_{P^{5+}} = 0.38$  Å,  $r_{S^{6+}} = 0.29$  Å,  $r_{Si^{4+}} = 0.40$  Å,  $r_{Ge^{4+}} = 0.53$  Å) are used for calculations. Practically identical results turn out when similar size of Pauling's ionic radii (CN = 6) [19] are used. For final conclusions about the magnetic state of a compound it is necessary in addition to take into account the competition of magnetic interactions.

### 3. Results and discussion

#### 3.1. The common features of crystal structures and geometrical configurations of ions $V^{4+}$ specific for frustration of magnetic interactions

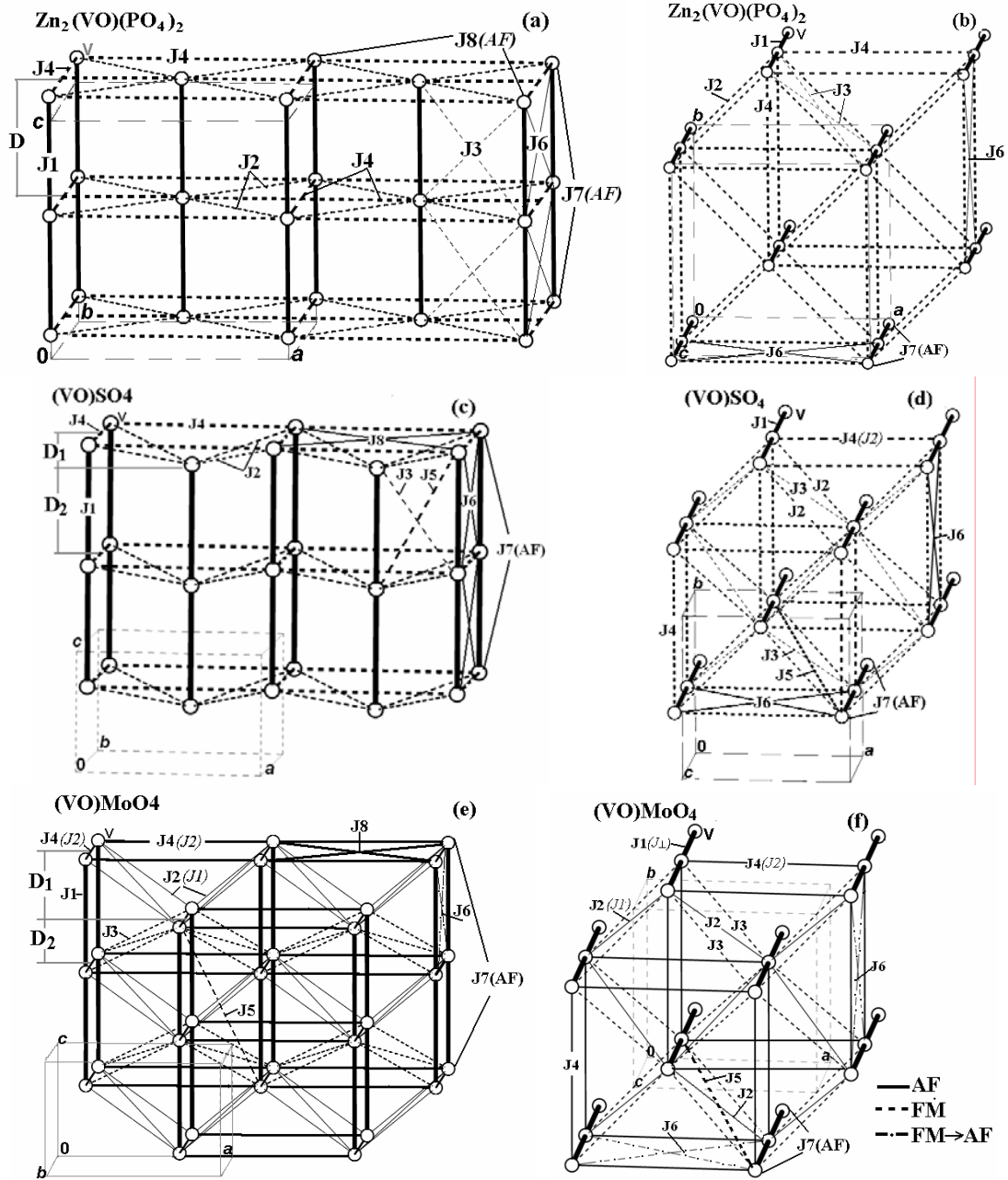
The tetragonal compounds of  $Zn_2(VO)(PO_4)_2$  [10] (I),  $(VO)(H_2PO_4)_2$  [11] (II),  $(VO)SiP_2O_8$  [12] (III),  $(VO)SO_4$  [13] (IV),  $(VO)MoO_4$  [14] (V),  $Li_2(VO)SiO_4$  [15] (VI) и  $Li_2(VO)GeO_4$  [15] (VII) are very close on structure of sublattices of magnetic ions  $V^{4+}$  (figure 1 and table). The structure of ions  $V^{4+}$  sublattice is constructed from linear chains of ions  $V^{4+}$  running along the  $c$ -axis. The distances V-V ( $J_1$  couplings) along the chains vary in limits from 3.983 Å ( $(VO)SiP_2O_8$ ) up to 4.520 Å ( $Zn_2(VO)(PO_4)_2$ ). These chains are arranged in specific site of a square lattice parallel to  $ab$  - plane, with the side of a square equal  $a\sqrt{2}/2$ .

If the sublattice of  $V^{4+}$  ions in structure  $Zn_2(VO)(PO_4)_2$  to take as original sublattice, all others are formed by shift on distance D1 (table) on an  $c$ -axis of chains of ions  $V^{4+}$ , located along one diagonal of a square, relative to chains located along the other diagonal (figure 1). In result, the plane square lattices of ions  $V^{4+}$ , which exist in structure  $Zn_2(VO)(PO_4)_2$ , turn into the goffered lattices from the distorted squares. The angles ( $\angle VVV$ ) in the distorted squares lie in the range  $86^\circ - 90^\circ$  in all compounds, except for  $(VO)MoO_4$ , where it is equal  $74^\circ$  (table). The magnetic couplings along the side and diagonal of the square are denoted as  $J_2$  and  $J_4$ , respectively.

It should be emphasized that the ions  $V^{4+}$  in the goffered lattices are located at two levels as, for example in  $CaV_4O_9$  [16, 20], and form two plane lattices of the large squares with  $J_4$  couplings along the side and  $J_8$  couplings along diagonal of the square (figure 1). The lattices of the large squares are arranged one above the other with shift on  $a/2$  and  $b/2$ . In this case the  $J_2$  is coupling between these lattices. The distance between the lattices of the large squares D1 (table 1) depends on a type of  $XO_4$  ( $X = P, Mo, Si$  or  $Ge$ ) groups connecting linear chains of ions  $V^{4+}$  to one another. For example, in isostructural compounds of  $(VO)SO_4$  and  $(VO)MoO_4$  with increase of the size of intermediate groups ( $SO_4^{2-}$ :  $d(S-O)=1.47$  Å;  $MoO_4^{2-}$ :  $d(Mo-O)=1.76$  Å) the distance D1 is increased from 0.965 Å ( $(VO)SO_4$ ) up to 2.896 Å ( $(VO)MoO_4$ ). Because of this goffered lattice in  $(VO)MoO_4$  would be more correctly considered as a layer of compressed  $V_4$  tetrahedra sharing the edges with four  $J_2$  couplings and by two  $J_4$  couplings. However, in structure  $(VO)MoO_4$  there is other less distorted square lattice similar found in another compounds. This lattice is formed by nearest neighbor  $J_3$  and second neighbor  $J_4$  interactions (figures 1(e), (f)).

The distance between the goffered lattices D2 considerably exceeds the distance D1 inside the lattice in all compounds, except  $(VO)MoO_4$ . The configuration of the nearest interactions ( $J_3$ ), as well as of more removed interactions ( $J_5$ ) between ions  $V^{4+}$  from the neighboring goffered lattices together with  $J_4$  interactions in lattices represents the layers of compressed or stretched tetrahedra  $V_4$  sharing the edges.

Alternatively, the sublattice of ions  $V^{4+}$  can be represented as skeleton structure from crossed diagonal or parallel to diagonal planes of an unit cell with square channels along the  $c$ -axis (figures 1(b), (d), (f)). Importantly, that all ions  $V^{4+}$  are located in these planes and spaced closely. They form a four-cornered lattice with two non-equivalent nearest-neighbor bonds in compound I (figure 2(a)) and



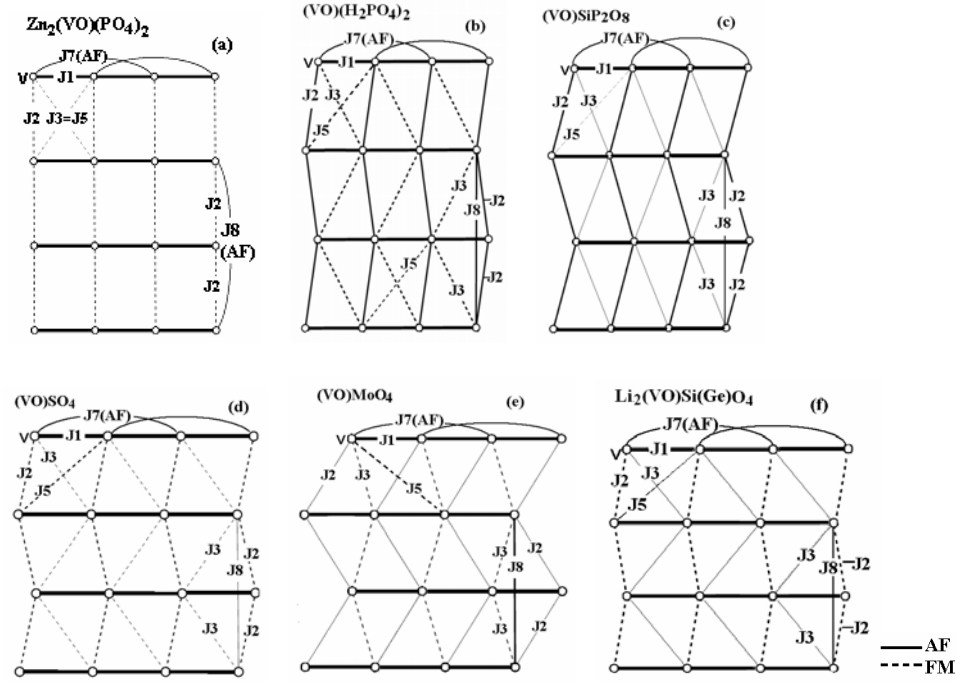
**Figure 1.** A view of  $V^{4+}$  sublattices along [010] (a, c, e) and [001] (b, d, f) and  $J_n$  couplings. The thickness of lines shows the strength of  $J_n$  coupling. AF- and FM couplings are indicated by solid and dashed lines, respectively. The possible FM  $\rightarrow$  AF transitions are shown a stroke by dashed lines.

distorting triangular lattice with three non-equivalent nearest-neighbor bonds in compounds II–VII (figures 2(b)–(f)). A basic element of magnetic structure in a four-cornered lattice is the rectangle with  $J_1$  and  $J_2$  couplings, and in a triangular lattice - triangle with  $J_1$ ,  $J_2$  and  $J_3$  couplings. The triangular lattice also can be considered as four-cornered in which the basis element is parallelogram.

**Table.** Sign and strength of magnetic interactions ( $J_n^s$ ), calculated on the basis of the structural data and structural parameters.

		Zn <sub>2</sub> (VO)(PO <sub>4</sub> ) <sub>2</sub> [10] I4cm a = 8.923 Å b = 8.923 Å c = 9.039 Å Z = 4	(VO)(H <sub>2</sub> PO <sub>4</sub> ) <sub>2</sub> [11] P4/ncc a=8.953 Å b=8.953 Å c=7.965 Å Z=4	(VO)SiP <sub>2</sub> O <sub>8</sub> [12] P4/ncc a=8.723 Å b=8.723 Å c=8.151 Å Z=4	(VO)SO <sub>4</sub> [13] P4/n a=6.261 Å b=6.261 Å c=4.101 Å Z=2	(VO)MoO <sub>4</sub> [14] P4/n a=6.608 Å b=6.608 Å c=4.265 Å Z=2	Li <sub>2</sub> (VO)SiO <sub>4</sub> [15] P4/nmm a = 6.368 Å b = 6.368 Å c = 4.449 Å Z = 2	Li <sub>2</sub> (VO)GeO <sub>4</sub> [15] P4/nmm a = 6.487 Å b = 6.487 Å c = 4.517 Å Z=2
1NN	d(V-V) (Å)	4.520	3.983	4.076	4.101	4.265	4.449	4.517
	$J_1^s \{J_{\perp}\}$	-0.1653 AF <sup>a</sup>	-0.1907 AF <sup>a</sup>	-0.1857 AF <sup>a</sup>	-0.1811 AF	-0.1687 AF <sup>a</sup>	-0.1633 AF <sup>a</sup>	-0.1610 AF <sup>a</sup>
2NN	d(V-V) (Å)	6.309	6.388	6.392	4.531	5.497	4.568	4.670
	$J_2^s \{J_1\} (\text{Å}^{-1})$	0.0147 FM	-0.0161 AF <sup>a</sup>	-0.0268 AF <sup>a</sup>	0.0127 FM	-0.0015 AF	0.0112 FM	0.0110 FM
3NN	d(V-V) (Å)	7.761	7.063	6.617	5.426	4.869	5.817	5.857
	$J_3^s \{J_1\} (\text{Å}^{-1})$	0.0009 FM <sup>a</sup>	0.0149 FM	-0.0051 AF	0.0035 FM	0.0088 FM	-0.0008 AF	-0.0017 AF
4NN	d(V-V) (Å)	8.923	8.953	8.723	6.261	6.608	6.368	6.487
	$J_4^s \{J_2\} (\text{Å}^{-1})$	0.0325 FM	0.0042 FM	-0.0081 AF	0.0272 FM	-0.0150 AF	-0.0174 <sup>a</sup>	-0.0195 AF
5NN	d(V-V) (Å)	7.761	7.965	8.435	6.728	7.319	6.890	7.079
	$J_5^s (\text{Å}^{-1})$	0.0009 FM <sup>a</sup>	0.0100 FM <sup>a</sup>	0.0006 FM <sup>a</sup>	0.0326 FM <sup>a</sup>	0.0204 FM <sup>a</sup>	-0.0030 AF <sup>a</sup>	-0.0030 AF <sup>a</sup>
6NN	d(V-V) (Å)	10.002	9.799	9.628	7.485	7.864	7.768	7.905
	$J_6^s (\text{Å}^{-1})$	-0.0026 AF	-0.0048 AF	-0.0231 AF <sup>a</sup>	-0.0120 AF	-0.0005 AF <sup>a</sup>	0.0028 FM <sup>a</sup>	0.0045 FM <sup>a</sup>
7NN	d(V-V) (Å)	9.039	7.965	8.151	8.202	8.530	8.896	9.034
	$J_7^s (\text{Å}^{-1})$	-0.0261 AF <sup>a</sup>	-0.0332 AF <sup>a</sup>	-0.0318 AF <sup>a</sup>	-0.0314 AF	-0.0290 AF <sup>a</sup>	-0.0269 AF <sup>a</sup>	-0.0261 AF <sup>a</sup>
8NN	d(V-V) (Å)	12.619	12.661	12.336	8.854	9.345	9.006	9.174
	$J_8^s (\text{Å}^{-1})$	-0.0305 AF	-0.0192 AF	-0.0106 AF	-0.0032 AF	-0.0252 AF	-0.0082 AF <sup>a</sup>	-0.0081 AF
D1 (Å)		0	0.852	1.680	0.965	2.896	0.766	0.875
D2 (Å)		4.520	3.131	2.396	3.136	1.369	3.683	3.642
Angle ∠VVV between 2NN (deg)		90	88.98	86.05	87.40	73.89	88.39	87.99
Angle ∠VVV between 3NN (deg)		70.18	78.67	82.46	70.48	85.47	66.37	67.26
Angle ∠VVV between 5NN (deg)		70.18	68.39	79.68	55.48	53.67	55.05	54.54
Linear chains along the c-axis	$J_1^s / J_7^s \{J_{\perp} / J_7\}$	6.33 (AF/AF)	5.74 (AF/AF)	5.84 (AF/AF)	5.77 (AF/AF)	5.82 (AF/AF)	6.07 (AF/AF)	6.17 (AF/AF)
Lattice of smaller distorted squares	$J_4^s / J_2^s \{J_2 / J_1\}$	2.21 (FM/FM)	-0.26 (FM/AF)	0.30 (AF/AF)	2.14 (FM/FM)	10.0 (AF/AF)	-1.55 (AF/FM)	-1.77 (AF/FM)
Lattice of larger squares	$J_8^s / J_4^s$	-0.93 (AF/FM)	-4.57 (FM/AF)	1.31 AF/AF	-0.12(AF/FM)	1.68 (AF/AF)	0.47 (AF/AF)	0.42 (AF/AF)
Edge sharing distorted tetrahedral lattices	$J_4^s / J_3^s$	36.1 (FM/FM)	0.28 (FM/FM)	1.59 (AF/AF)	7.77(FM/FM)	-1.71(AF/FM)	21.8 (AF/AF)	11.47 (AF/AF)
Edge sharing distorted tetrahedral lattices	$J_4^s / J_5^s$	36.1 (FM/FM)	0.04 (FM/FM)	-0.27 (AF/FM)	0.83(FM/FM)	-0.74(AF/FM)	5.80 (AF/AF)	6.50 (AF/AF)

<sup>a</sup> At calculation of  $J^s$  coupling not to take into account the contribution from an intermediate ion, located in critical position (a)



**Figure 2.** Rectangular (a) and triangular (b – f) lattices and  $J_n$  couplings. The thickness of lines shows the strength of  $J_n$  coupling.

The couplings  $J_5$ ,  $J_7$  and  $J_8$  are the next-nearest neighbor couplings in diagonal planes, and  $J_4$  and  $J_6$  couplings pass through the channels between these planes (figure 1).

The distances  $d(V-V)$  between magnetic ions for  $J_1$ – $J_8$  couplings are given in table.

Thus, in crystal structures discussed above the following specific geometrical configurations of ions  $V^{4+}$  (figure 1 and 2), which can cause of the geometric magnetic frustrations, are found:

- linear chains along the  $c$ -axis with nearest-neighbor  $J_1$  and next nearest neighbor  $J_7$  intrachain couplings;
- rectangular lattices (in I) with non-equivalent nearest-neighbor  $J_1$  and  $J_2$  couplings and triangular lattice (in II–VII) with non-equivalent nearest-neighbor  $J_1$ ,  $J_2$  and  $J_3$  couplings and the next-nearest neighbor couplings  $J_5$ ,  $J_7$  and  $J_8$ ;
- square lattice or distorting square lattice (smaller squares) with nearest neighbor  $J_2$  and second (diagonal)  $J_4$  couplings ( $J_3$  and  $J_4$  in  $(VO)MoO_4$ );
- square lattice (larger squares) with nearest-neighbor  $J_4$  and second (diagonal)  $J_8$  couplings;
- linear or slightly zigzag chains along diagonals in a plane  $ab$  with nearest-neighbor  $J_2$  ( $J_3$  in  $(VO)MoO_4$ ) and next nearest neighbor  $J_8$  intrachain couplings;
- edge sharing distorted tetrahedral lattices with four  $J_3$  and two  $J_4$  couplings;
- edge sharing distorted tetrahedral lattices with four  $J_5$  and four  $J_4$  couplings.

### 3.2. Characteristic of magnetic interactions and the origin of the differences between the compounds

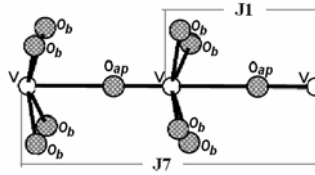
The strength of magnetic interactions and the ordering type of the magnetic moments in  $Zn_2(VO)(PO_4)_2$  (I),  $(VO)(H_2PO_4)_2$  (II),  $(VO)SiP_2O_8$  (III),  $(VO)SO_4$  (IV),  $(VO)MoO_4$  (V),  $Li_2(VO)SiO_4$  (VI) and  $Li_2(VO)GeO_4$  (VII) are given in table.

The composition of intermediate ions and their geometrical arrangement in the space of interaction between magnetic ions  $V^{4+}$  along the  $c$ -axis ( $J_1$  and  $J_7$  couplings) practically are identical in

all compounds I–VII. However, in other interactions ( $J_2$ – $J_6$  and  $J_8$ ) such similarity is observed only within the limits of one group of compounds I–III or IV–VII. Besides, there are the some displacements of intermediate ions or its replacements on other ions even in isostructural compounds.

**3.2.1. Magnetic interactions in linear chains along an axis  $c$ .** The strong antiferromagnetic nearest-neighbor  $J_1$  interactions in linear chains along an axis  $c$  (figure 3, table) is dominant in all considered compounds. The contribution (from  $-0.161 \text{ \AA}^{-1}$  up to  $-0.191 \text{ \AA}^{-1}$ ) in AF component of this interaction arises under action of apical oxygen ion ( $O_{ap}$ ), which is placed on a direct line connecting V ions, and divides this line into nonequivalent pieces  $l$  and  $l'$  ( $l'/l < 2.0$ ). The distance  $h(O_{ap})$  from the centre of an ion  $O_{ap}$  up to a straight line connecting ions  $V^{4+}$ , is equal to zero.

Besides,  $O_{ap}$  ion in all compounds, except  $(VO)SO_4$ , in space of  $J_1$  interaction (cylinder with radius  $0.58 \text{ \AA}$  and length from  $3.983 \text{ \AA}$  up to  $4.520 \text{ \AA}$ ) four ions of oxygen  $O_b$  from four tetrahedral groups of  $XO_4$  ( $X = P, Mo, Si$  or  $Ge$ ), which form the basal plane of  $VO_5$  pyramid, are placed. These ions initiate an occurrence of such small contribution in FM component of interaction, that at summation of the contributions with different signs the size of  $J_1$  only a little bit reduces (table). In addition, they are placed near to border of space of interaction (critical point “a”; see Section 3 in [16]), as the distances  $h(O_b)$  from the centre of ions  $O_b$  up to line V-V come nearer to critical distance ( $h_c(O)$ ), equal the sum of radiuses of ions  $V^{4+}$  and  $O^{2-}$  ( $1.98 \text{ \AA}$ ). Increase of  $h(O_b)$  only on  $0.05 \text{ \AA}$  (in all connections except  $Li_2(VO)SiO_4$  and  $Li_2(VO)GeO_4$ , where  $h(O_b)$  it is necessary to increase up to  $\sim 0.1 \text{ \AA}$ ) removes them from a space of interaction and by that excludes its FM contribution. It can appear by reduction of distance V-V with decrease of temperature, as the distance  $h(O_b)$  is increased from  $1.855 \text{ \AA}$  to  $2.00 \text{ \AA}$  by decrease of  $d(V-V)$  (parameter  $c$ ) from  $4.517 \text{ \AA}$  to  $4.101 \text{ \AA}$  in a number of compounds:  $Li_2(VO)GeO_4$ ,  $Li_2(VO)SiO_4$ ,  $(VO)MoO_4$  and  $(VO)SO_4$ . It was experimentally proved [8, 9], that in compounds  $(VO)MoO_4$  the parameter  $c$  is reduced at cooling, that is accompanied by removal of basal ions  $O_b$  from a chain VO-VO.



**Figure 3.** Arrangement of intermediate oxygen ions in space of  $J_1$  and  $J_7$  interactions.

The strong intrachain AF  $J_1$  interaction could define the structure of magnetic system of these compounds as strong one-dimensional antiferromagnet in absence of competition of nearest-neighbor  $J_1$  interactions with next-nearest neighbor  $J_7$  ( $d(V-V)=2c$ ) interactions in a chain. The  $J_7$  interactions approximately in six times weaker ( $J_1/J_7 = 5.74$ – $6.33$ ) than  $J_1$  interactions and also are antiferromagnetic if not to consider FM contributions from 8 basal oxygen ions  $O_b$ , located in critical positions (figure 3, table).

It must be emphasized, that the contribution from eight ions  $O_b$  in FM component of  $J_7$  interaction exceeds twice AF contribution from two ions  $O_{ap}$  and hence the account of these contributions gives FM character of  $J_7$  interaction. However, the comparison of results, received with application of crystal chemical method, with the data of other methods carried out in [16], has shown that the intermediate ions, which arranged in critical positions close ( $\sim 0.1 \text{ \AA}$ ) to surface of the cylinder bounding region of a space between magnetic ions (critical point “a”), as a rule, do not participate in occurrence of magnetic interactions. It is connected to several factors: first, with distinction of conditions (temperature, pressure), at which the structure and magnetic properties of compounds are

researches; secondly, the accuracy of structural data. Nevertheless, it should be remembered that even the insignificant distortions of structure can result in a deepening in space of interaction of all or partly ions  $O_b$  and the occurrence of the contribution in FM component  $J_7$  interaction and as a result to magnetic anomalies in a chain VO-VO.

*3.2.2. Square-lattice with nearest-neighbor coupling  $J_2$  and next-nearest-neighbor (diagonal) coupling  $J_4$ .* The layers containing  $V^{4+}$  square lattice with nearest-neighbor coupling  $J_2$  and next-nearest-neighbor (diagonal) coupling  $J_4$ , are formed by the  $VO_5$  square pyramids sharing corners with  $XO_4$  ( $X = P, Mo, Si$  or  $Ge$ ) tetrahedral. However, a number and arrangement of  $XO_4$  tetrahedra differ in compounds of the first ( $Zn_2(VO)(PO_4)_2$  (I),  $(VO)(H_2PO_4)_2$  (II),  $(VO)SiP_2O_8$  (III)) and the second ( $(VO)SO_4$  (IV),  $(VO)MoO_4$  (V),  $Li_2(VO)SiO_4$  (VI) и  $Li_2(VO)GeO_4$  (VII)) groups. The structures of layers for the typical representatives of these groups:  $(VO)SiP_2O_8$  and  $(VO)SO_4$  are submitted on figures 4(a) and (b). In the compounds I–III the tetrahedra  $XO_4$  are placed on the middle of the sides of squares of a lattice  $V^{4+}$ , and each of them shares two corners only with two  $VO_5$  pyramids. In the compounds IV–VII for each ion  $V^{4+}$  there are half as many the tetrahedra  $XO_4$  in compounds I–III and therefore the tetrahedra displace in the centre of a square and share all corners with four adjacent  $VO_5$  pyramids. In result there is a compression of  $V^{4+}$  square-lattice.

The group  $PO_4$  located between  $V^{4+}$  ions controls spins orientation and strength of  $J_2$  interaction in compounds I–III (figure 4(a)). Two oxygen of this group located near to middle of the line V–V initiate the contribution in AF component of  $J_2$  interaction, other two ions of oxygen and ion of phosphorus located near to the surface of the cylinder bounding region of space between of magnetic ions can initiate the significant contribution in FM component of this interaction, if enter in the space of interaction. The atoms of oxygen others  $PO_4$  of groups are removed from the middle to ions  $V^{4+}$ , therefore, can initiate only insignificant contribution in FM component of interaction.

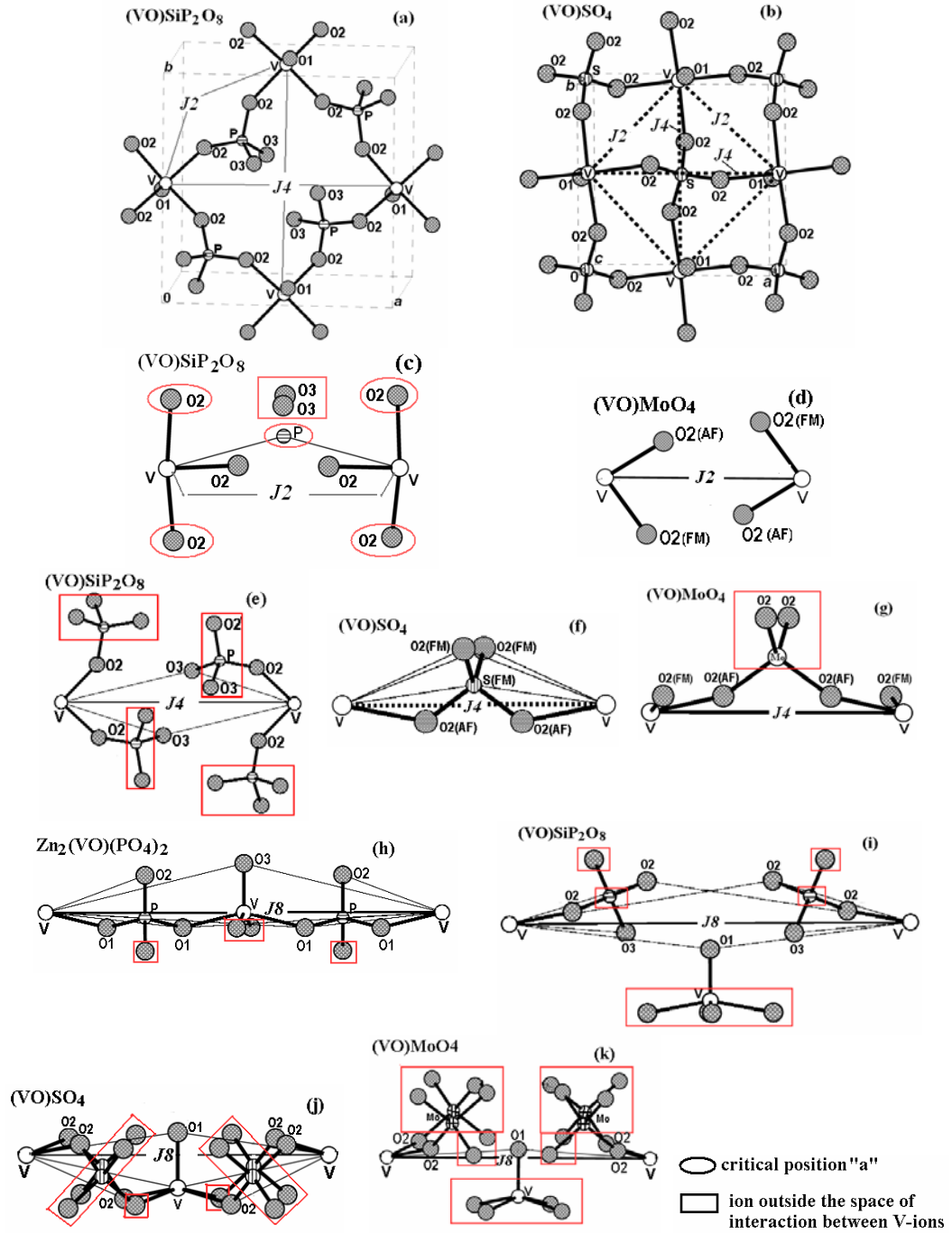
In  $(VO)SiP_2O_8$  (figure 4(c))  $PO_4$  group is removed further ( $h(P)=0.876 \text{ \AA}$ ) from a line V–V than in  $Zn_2(VO)(PO_4)_2$  ( $h(P)=0.736 \text{ \AA}$ ) and  $(VO)(H_2PO_4)_2$  ( $h(P)=0.524 \text{ \AA}$ ). In result, in space of interaction there are only two oxygen ions ( $h(O)=0.164 \text{ \AA}$ ), which initiate the contribution in AF component of  $J_2$  interaction ( $J_2^s = -0.0268 \text{ \AA}^{-1}$ ). The ions of phosphorus are in critical position “a” and their FM contribution ( $j^s(P) = 0.0243 \text{ \AA}^{-1}$ ), apparently, does not take into account.

In  $(VO)(H_2PO_4)_2$  the strength of AF  $J_2$  interaction ( $J_2^s = -0.0161 \text{ \AA}^{-1}$ ) is much less, than in  $(VO)SiP_2O_8$  because of approach of  $PO_4$  group to a line V–V. As a result, the ion of phosphorus enters into space of interaction and initiates of FM contribution equal  $0.0071 \text{ \AA}^{-1}$ , whereas two ions of oxygen are insignificant ( $h(O)=0.325 \text{ \AA}$ ) removed and reduce the contribution in AF component of  $J_2$  interaction up to  $-0.0232 \text{ \AA}^{-1}$ . It should be mean that two others oxygen ions of group  $PO_4$  also cross (on  $0.06 \text{ \AA}$ ) the border of space of interaction (critical position (a)), and each of them can initiate the large contribution in FM component of interaction ( $j^s(O) = 0.0258 \text{ \AA}^{-1}$ ) and to cause AF→FM transition in  $J_2$  interaction.

Just that takes place in  $Zn_2(VO)(PO_4)_2$  ( $J_2^s = 0.0147 \text{ \AA}^{-1}$ , FM), where one of oxygen ions has gone deep on  $0.26 \text{ \AA}$  in space of interaction. Than the contributions in FM component of interaction from this oxygen ion ( $j^s(O) = 0.0161 \text{ \AA}^{-1}$ ) and from phosphorus ion ( $j^s(P) = 0.0178 \text{ \AA}^{-1}$ ) have exceeded (on  $0.0147 \text{ \AA}^{-1}$ ) the size of contributions from two ions of oxygen in AF component of interaction ( $j^s(O) = -0.0096 \times 2 \text{ \AA}^{-1}$ ).

In the second group of compounds  $J_2$  coupling arises in the main under action of four basal oxygen ions  $O_b$  from two  $VO_5$  pyramids or two  $XO_4$  groups (figure 4(d)). The distances  $h(O_b)$  from the centre of these ions  $O_b$  up to the line V–V come nearer ( $1.22$ – $1.70 \text{ \AA}$ ) to radius of oxygen ion ( $r_{O^{2-}} = 1.40 \text{ \AA}$ ), that is, the skeleton of ions  $O_b$  is located near to the line V–V.





**Figure 4.** Structure of layers of  $VO_5$  square pyramids, sharing corners with  $XO_4$  ( $X = P, Mo, Si$  or  $Ge$ ), in I-III (a) and IV-VII (b) compounds. The arrangement of intermediate ions in space of  $J_2$  (c-d),  $J_4$  (e-g), and  $J_8$  (h-k) interactions.

In [16] we have shown that such position of intermediate ions is critical (critical point "b"). In this case by insignificant reduction  $h(O_b)$  (the overlapping by  $O_b$  ion of the bond line ( $h(O_b) < r_{O^{2-}}$ )) arises a weak AF interaction, and by increase of  $h(O_b)$  (formation a gap between an ion  $O_b$  and the line of bond

V–V ( $h(O_b) > r_{O_2-}$ ) arises a weak FM interaction. That is why the character of  $J_2$  interaction in compounds IV–VII varies from weak antiferromagnetic in (VO)MoO<sub>4</sub> ( $J_2 = -0.0015 \text{ \AA}^{-1}$ ) up to ferromagnetic ( $J_2 = 0.0110 - 0.0127 \text{ \AA}^{-1}$ ) in all other compounds of second group.

The  $J_4$  interactions in the compounds I–III are formed basically under action of oxygen ions from two groups of PO<sub>4</sub>, which are located in the central one third of space ( $l'/l < 2.0$ ) between ions V<sup>4+</sup> (figure 4(e)). In Zn<sub>2</sub>(VO)(PO<sub>4</sub>)<sub>2</sub> ( $J_4 = 0.325 \text{ \AA}^{-1}$  (FM)) in space of interaction enter two each oxygen ions from each group and initiate an occurrence of the contributions in FM component of  $J_4$  interaction, and in (VO)(H<sub>2</sub>PO<sub>4</sub>)<sub>2</sub> ( $J_4 = 0.042 \text{ \AA}^{-1}$  (FM)) and (VO)SiP<sub>2</sub>O<sub>8</sub> ( $J_4 = -0.081 \text{ \AA}^{-1}$  (AF)) only one each oxygen ion because of turn of PO<sub>4</sub> groups. These oxygen ions there are in critical position ( $h(O) = 1.25 - 1.48 \text{ \AA}$ ; critical point “b”) and initiate the contribution in FM component in (VO)(H<sub>2</sub>PO<sub>4</sub>), and in (VO)SiP<sub>2</sub>O<sub>8</sub> in AF component of  $J_4$  interaction. The contributions in AF and FM components of  $J_4$  interaction from four basal oxygen ions of VO<sub>5</sub> pyramids are insignificant and suppress each other.

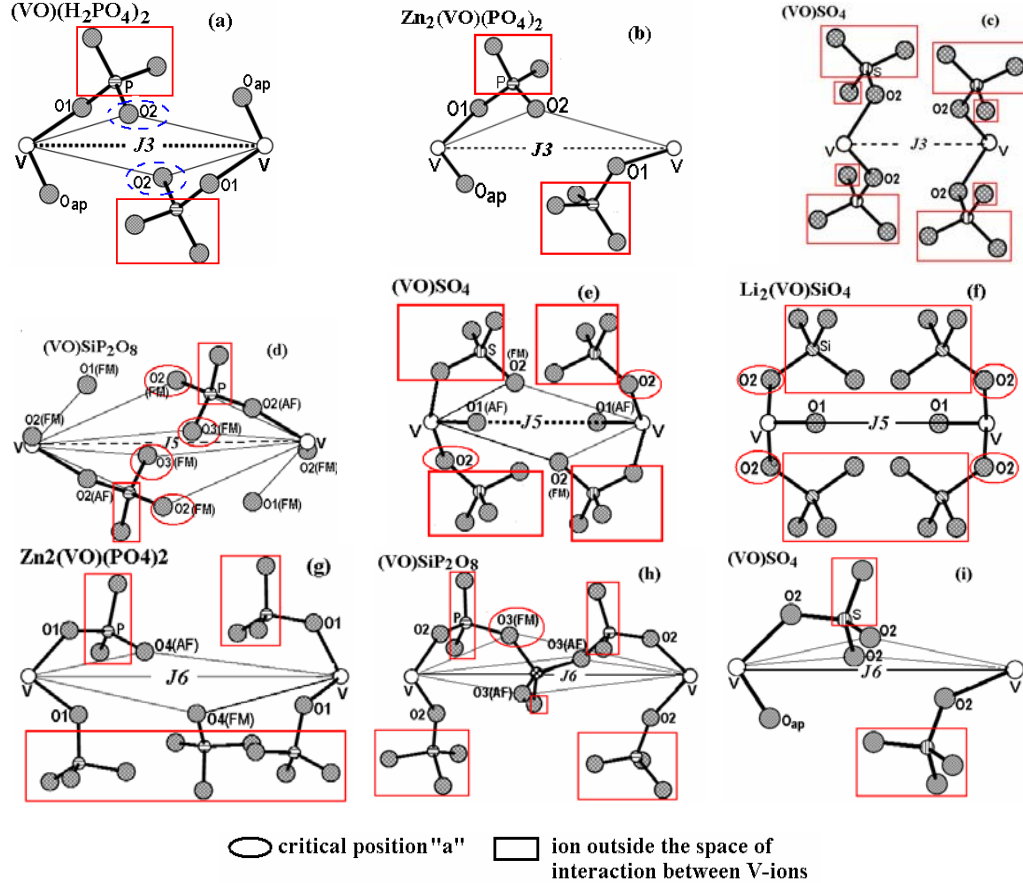
The group XO<sub>4</sub> located between V<sup>4+</sup> ions defines a sign and strength of  $J_4$  interactions in compounds IV–VII. In (VO)SO<sub>4</sub> the FM  $J_4$  coupling ( $J_4 = 0.0272 \text{ \AA}^{-1}$ ) arises under influence of all ions of SO<sub>4</sub> group (figure 4(f)). Two oxygen ions of this group bring the contribution ( $j^s(O) = -0.0111 \times 2 \text{ \AA}^{-1}$ ) in AF component, and others two and ion of sulfur bring the contribution ( $j^s(O) = 0.0198 \times 2 \text{ \AA}^{-1}$ ,  $j^s(S) = 0.0098 \text{ \AA}^{-1}$ ) in FM component of  $J_4$  interaction. In isostructural compounds (VO)MoO<sub>4</sub> (figure 4(g)) within the limits of space of  $J_4$  coupling ( $J_4 = -0.0150 \text{ \AA}^{-1}$ ) there are only two oxygen ions of group MoO<sub>4</sub> and they cause AF spins ordering. In Li<sub>2</sub>(VO)SiO<sub>4</sub> and Li<sub>2</sub>(VO)GeO<sub>4</sub> the ions of Si(Ge) are the nearest to the line V–V and together with two oxygen ions initiate AF  $J_4$  interaction ( $J_4 = -0.0174(-0.0195) \text{ \AA}^{-1}$ ). However, in Si-compounds this interaction is instable because of two other ions of oxygen, which locate in critical position “a” ( $h(O) = 1.886 \text{ \AA}$ ). The oxygen ions are capable to bring in the large contribution ( $j^s(O) = 0.0258 \times 2 \text{ \AA}^{-1}$ ) in FM component of  $J_4$  interaction and to cause a transition AF→FM. In Ge-compound in contrast to Si-compound these ions do not influence on formation of  $J_4$  interaction as leave the space of  $J_4$  interaction ( $h(O) = 2.032 \text{ \AA}$ ) because of greater size of GeO<sub>4</sub> group ( $d(\text{Ge}-\text{O}) = 1.74 \text{ \AA}$ ), in comparison with SiO<sub>4</sub> group ( $d(\text{Si}-\text{O}) = 1.633 \text{ \AA}$ ) and smaller (on  $0.055 \text{ \AA}$ ) approach to a line V–V.

The  $J_8$  interaction ( $J_8 = -0.0032 - -0.0305 \text{ \AA}^{-1}$ ;  $d(\text{V}-\text{V}) \sim 2NN$ ) along a chain with nearest-neighbor  $J_2$  is AF in all examined compounds (figures 4(h), (i), (j), (k)). The AF character of this interaction in compounds I–II is defined mainly by two basal oxygen ions, and in compounds III–VII by one apical oxygen ion from intermediate VO<sub>5</sub> pyramid, which is located near to middle ( $l'/l \leq 2.0$ ;  $h(O) = 0.31 - 0.86 \text{ \AA}$ ) of line V–V interaction. The ion V<sup>4+</sup> enters into space of  $J_8$  interaction in all compounds, except for two where  $h(V) > 2r_{V^{4+}}$  [(VO)SiP<sub>2</sub>O<sub>8</sub> ( $h(V) = 1.679 \text{ \AA}$ ) and (VO)MoO<sub>4</sub> ( $h(V) = 1.369 \text{ \AA}$ )], and makes FM contribution in compounds II, IV, VI and VII and AF contribution in Zn<sub>2</sub>(VO)(PO<sub>4</sub>)<sub>2</sub>. The contribution from V<sup>4+</sup> ion in some times is less on absolute size, than contribution from the oxygen ions.

It is necessary to emphasize, that only in one (Li<sub>2</sub>(VO)SiO<sub>4</sub> and Li<sub>2</sub>(VO)GeO<sub>4</sub>) from two pairs of isostructural compounds (IV–V and VI–VII) the characteristics of all appropriate magnetic interactions are close to each other. The difference of magnetic interactions in Li<sub>2</sub>(VO)SiO<sub>4</sub> from these in Li<sub>2</sub>(VO)GeO<sub>4</sub> consists in the possibility the transition AF→FM in  $J_4$  and  $J_8$  couplings in Si compounds. The interaction  $J_8$  in Li<sub>2</sub>(VO)SiO<sub>4</sub> can undergo the transition like the interaction  $J_4$  as in space of interaction in addition there are in critical position “a” four ions O<sub>b</sub> of intermediate pyramid VO<sub>5</sub>, the contribution from which in FM a component of interaction exceeds in 4 times the AF contribution from O<sub>ap</sub> ion.

**3.2.3. Magnetic interactions between layers.** The nearest interactions  $J_3$  (figures 5(a), (b), (c) and table) between layers in all compounds are weak (AF in compounds III, VI, VII and FM in compounds I, II,

IV, V) and unstable for two reasons. First, most of intermediate oxygen ions are in critical position “b” ( $h(O) \approx r_{O^{2-}}$ ; see Section 3 in [16]) and, secondly, the sum of contributions  $j_O^s$  in AF component of interaction approximates to the sum of contributions of FM component (critical point “d”; see Section 3 in [16]). In result, the insignificant displacement even of one of intermediate ions can result in disappearance of interaction or reorientation of spins.



**Figure 5.** The arrangement of intermediate ions in space of  $J_3$  (a-c),  $J_5$  (d-f), and  $J_6$  (g-i) interactions.

More removed interactions  $J_5$  (table) considerably differ from each other both on size and on ordering type of the magnetic moments. If not to take into account the contributions from ions located in critical positions, the interactions  $J_5$  are weak AF in  $\text{Li}_2(\text{VO})\text{Si}(\text{Ge})\text{O}_4$  ( $J_5 = -0.003(-0.003 \text{ \AA}^{-1})$ ), weak FM in  $(\text{VO})\text{SiP}_2\text{O}_8$  ( $J_5 = 0.0006 \text{ \AA}^{-1}$ ) and rather strong FM interactions in other compounds ( $J_5 = 0.010\text{--}0.033 \text{ \AA}^{-1}$ ). In  $(\text{VO})(\text{H}_2\text{PO}_4)_2$  and  $(\text{VO})\text{SiP}_2\text{O}_8$  (figure 5(d)) small FM contributions from two ions  $\text{O}_{\text{ap}}$  of chains  $\text{VO}\text{--}\text{VO}$  are approximately equal to AF contributions from two ions  $\text{O}_b$  and suppress each other. However in the central part of space  $J_5$  couplings in  $(\text{VO})(\text{H}_2\text{PO}_4)_2$  there are two oxygen ions from two groups  $\text{PO}_4$  ( $h(\text{O}) = 1.57 \text{ \AA}$ ;  $l/l \leq 2.0$ ), the contribution from which in FM component of interaction ( $j_O^s = 0.0054 \times 2 \text{ \AA}^{-1}$ ) is determined. In  $(\text{VO})\text{SiP}_2\text{O}_8$  these oxygen ions remove from line  $\text{V}\text{--}\text{V}$  on distance  $h(\text{O}) = 1.88$ , whereas two others oxygen ions from these  $\text{PO}_4$  groups cross the border ( $h(\text{O}) = 1.93 \text{ \AA}$ ;  $l/l \leq 2.0$ ) and enter into space of interaction. Each of these ions can initiate large FM contribution equal  $0.0150 \text{ \AA}^{-1}$ . However, all of these ions there are in critical positions “a”, as its  $h(\text{O})$  come nearer to critical size ( $h_c(\text{O}) = 1.98 \text{ \AA}$ ). In  $(\text{VO})\text{S}(\text{Mo})\text{O}_4$  ( $J_5 = 0.0204 \text{ \AA}^{-1}$  (FM)) (figure 5(e)) and

$\text{Li}_2(\text{VO})\text{Si}(\text{Ge})\text{O}_4$  (figure 5(f)) two  $\text{O}_{\text{ap}}$  and two or four  $\text{O}_{\text{b}}$  ions initiate small AF ( $-0.003 \text{ \AA}^{-1}$ ) and FM ( $0.002\text{--}0.003 \text{ \AA}^{-1}$ ) contributions in  $J_5$  interaction. However, ions  $\text{O}_{\text{b}}$  are in critical positions “a” ( $h(\text{O}_{\text{b}}) = 1.85\text{--}1.93 \text{ \AA}$ ). Besides, in space  $J_5$  couplings in  $(\text{VO})\text{S}(\text{Mo})\text{O}_4$  there are in addition two oxygen ions, which make a large FM contribution ( $0.033(0.021) \text{ \AA}^{-1}$ ), that results in the rather strong FM  $J_5$  interaction, unlike  $\text{Li}_2(\text{VO})\text{Si}(\text{Ge})\text{O}_4$ .

Relatively strong AF  $J_6$  interaction in planes  $ac$  and  $bc$  along diagonals of a rectangular with the sides 1NN and 4NN there are only in  $(\text{VO})\text{SiP}_2\text{O}_8$  ( $-0.0231 \text{ \AA}^{-1}$ ) and  $(\text{VO})\text{SO}_4$  ( $-0.0120 \text{ \AA}^{-1}$ ) (figures 5(g), (h), (f)). They arise mainly under action of two oxygen ions of  $\text{P}(\text{S})\text{O}_4$  group, which comes nearer to a line V–V. In other compounds the ions, which are included in space  $J_6$  coupling, make the small contributions by this in compounds I, II, V the sum AF contributions exceeds the sums of FM contributions, and on the contrary in compounds VI and VII.

Thus, we have shown that the  $\text{XO}_4$  groups (figures 4, 5) define a sign and strength of the majority of magnetic interactions. The ions of same  $\text{XO}_4$  group are intermediate ones simultaneously in several interactions and quite often are located in space of interaction between magnetic ions in critical positions “a”, “b” or “d” (see Section 3 in [16]). The bonds X–O in  $\text{XO}_4$  groups are “rigid”, therefore under action of temperature or pressure there is a displacement or a turn of all groups as a unit. It can cause not only sharp change of strength at once of several magnetic interactions but also, the transition AF–FM even without reduce of a symmetry of compounds.

The calculation sign and strength of magnetic interactions described above was based on the structural data obtained at room-temperature. Use of these data for estimation of characteristics of magnetic interactions at low temperature can result in mistakes basically when the intermediate ions are located in critical positions. Owing to we show in table two values of magnetic interaction: without the account and with the account of the contributions from intermediate ions located in critical positions close ( $\sim 0.1 \text{ \AA}$ ) to surface of the cylinder bounding region of a space between the magnetic ions (critical point “a”). Additional errors may be associated with a rating of the size of magnetic ion  $\text{V}^{4+}$  and intermediate ions. Nevertheless, as the researches in [16] have shown, the results allow us to establish the main features of magnetic interactions in these seven compounds.

### 3.3. Competition of magnetic interactions on specific geometrical configurations of ions $\text{V}^{4+}$

Our estimation of magnetic interactions shows that in all compounds I–VII the antiferromagnetic nearest-neighbor  $J_1$  interactions in linear chains along  $c$ -axis are minimum six times as strong as other  $J_2\text{--}J_8$  interactions. However, these interactions compete to weaker  $J_7$  ( $J_7^s/J_1^s \cong 1/6$ ) AF next-nearest neighbor interactions in a chain. For nearest- and next-nearest neighbor interactions in antiferromagnetic chain an instability against spontaneous dimerization for  $J_{\text{NNN}} > J_{\text{NNN}}^c \cong \frac{1}{6} J_{\text{NN}}$  was found [21].

As can be seen in addition to the competition between  $J_1$  and  $J_7$  interactions in chains along an axis  $c$  a competition between other interactions in these systems takes place. Let us consider a competition between interactions on the basis of representation of the structure of these compounds as crossed diagonal planes of unit cell. As shown above, these planes represent rectangular lattices with two non-equivalent nearest-neighbor bonds ( $J_1 \neq J_2$ ) in  $\text{Zn}_2(\text{VO})(\text{PO}_4)_2$  and deformed triangular lattices with three non-equivalent nearest-neighbor bonds ( $J_1 \neq J_2 \neq J_3$ ) in other compounds (Fig. 2). The definition of competition between interactions  $J_1$ ,  $J_2$  and  $J_3$  in rectangulars and triangles, which are the basic elements of these lattices, presents difficulties problems because of unequivalence of strength of interactions and superposition of competitions with additional next-nearest neighbor interactions. If to proceed only from the signs of interactions, received by us as a result of calculations, the rectangulars with FM  $J_3$  interactions (along diagonals) and AF  $J_1$  and FM  $J_2$  interactions (along the sides) ( $J_1 = -11J_2 = -184J_3$ ) in to a rectangular lattice of  $\text{Zn}_2(\text{VO})(\text{PO}_4)_2$  (Fig. 2a) can be geometrically frustrated.

The deformed triangular lattices can be geometrically frustrated only in two compounds: in (VO)SiP<sub>2</sub>O<sub>8</sub> (figure 2(b)), where all three  $J_1$ ,  $J_2$  and  $J_3$  interactions in triangle are antiferromagnetic ( $J_1 = 6.9J_2 = 36.4J_3$ ), and in (VO)SO<sub>4</sub> (figure 2(d)) with one AF  $J_1$  interaction and two FM  $J_2$  and  $J_3$  interactions ( $J_1 = -14.3J_2 = -51.7J_3$ ). In (VO)MoO<sub>4</sub> frustration is possible in the other triangle with one AF  $J_1$  interaction and two FM  $J_3$  and  $J_5$  interactions ( $J_1 = -19.2J_3 = -8.3J_5$ ) (figure 2(e)).

The geometrical frustration in linear chains between FM nearest-neighbor  $J_2$  and AF next-nearest neighbor  $J_8$  ( $J_2^s/J_8^s = -0.48$ ) in Zn<sub>2</sub>(VO)(PO<sub>4</sub>)<sub>2</sub> (figure 2(a)) exist except for frustration in basic elements of lattices. In other compounds the competition between AF interaction  $J_8$  and interactions  $J_2$  ( $|J_2^s/J_8^s| = 0.1-4.0$ ) and  $J_3$  ( $|J_3^s/J_8^s| = 0.1-1.1$ ) in two triangles ( $J_2J_2J_8$  and  $J_3J_3J_8$ ) is inevitable by tetragonal symmetry at any signs of  $J_2$  and  $J_3$  of interactions (figure 2(b), (c), (d), (e), (f)). These frustrations can disappear by a lattice deformation from tetragonal symmetry to orthorhombic one.

Differently these lattices can be represented as “rectangular” (in Zn<sub>2</sub>(VO)(PO<sub>4</sub>)<sub>2</sub>) and “triangular” (in II–VII) n-leg ladders (figure 2) with strong AF legs ( $J_1$ ) and weakly AF or FM rungs ( $J_2$ ) ( $|J_2^s/J_1^s| = 0.01-0.09$ ). The additional next nearest-neighbor couplings also are weak: in legs ( $J_7$ ) they are antiferromagnetic ( $J_7^s/J_1^s = 0.16-0.17$ ), and both diagonal couplings ( $J_3$ ,  $J_5$ ) can be anyone ( $|J_3^s/J_1^s| = 0.005-0.08$ ;  $|J_5^s/J_1^s| = 0.005-0.18$ ;  $|J_2^s/J_3^s| = 0.17-16.3$ ;  $|J_2^s/J_5^s| = 0.07-44.6$ ). The definition of effect of additional next-nearest-neighbor interactions in these frustrated spin ladder also is difficult problem.

Recently [1–7], the magnetic structure of (VO)MoO<sub>4</sub>, Li<sub>2</sub>(VO)SiO<sub>4</sub> and Li<sub>2</sub>(VO)GeO<sub>4</sub> compounds is considered as antiferromagnetic square lattice with nearest  $J_2$  couplings along the sides of the square and next-nearest neighbor  $J_4$  couplings along the diagonal of the square (figure 1(b), (d), (f)). The nearest interactions between square lattices correspond the nearest-neighbor  $J_1$  interactions in linear chains along  $c$ -axis. In the literature the different notation use, related to ours through  $J_1 \rightarrow J_\perp$ ,  $J_2 \rightarrow J_1$  and  $J_4 \rightarrow J_2$  (Fig. 1f). (It should be remind, that  $J_1\{J_\perp\}$  and  $J_2\{J_1\}$  of interactions locate in diagonal planes of unit cell, and  $J_4$  interactions connect these crossed planes through the square channel.) Originally [8, 9] the conclusion was made, that (VO)MoO<sub>4</sub> is one-dimensional antiferromagnet. Later [1, 2] all three compounds: (VO)MoO<sub>4</sub>, Li<sub>2</sub>(VO)SiO<sub>4</sub> and Li<sub>2</sub>(VO)GeO<sub>4</sub> were considered as two-dimensional antiferromagnets with very weak interplanar couplings. It has allowed to use them as prototype of frustrated two-dimensional antiferromagnet on square-lattice for study of the role of frustrating interactions in low-dimensional systems [3–7].

The special interest is caused a rating of nearest-neighbor coupling  $J_2\{J_1\}$  and second-neighbor (diagonal) coupling  $J_4\{J_2\}$ , as the frustration ratio  $\alpha = J_4/J_2\{J_2/J_1\}$  is used for construction of the phase diagrams and definition of the ground states systems and phase transitions. However, the results of definition of ratio  $\alpha$  vary from one investigator to another. The value  $\alpha$ , established Carretta et al. [1] as  $\alpha > 1/2$  for Li<sub>2</sub>(VO)(Si,Ge)O<sub>4</sub> is much less than  $\alpha \cong 1 - 4$ , received by the same authors later [3]. Rosner et al. [4, 5] has increased the value  $\alpha$  up to 5 in Li<sub>2</sub>(VO)GeO<sub>4</sub> and up to 12 in Li<sub>2</sub>(VO)SiO<sub>4</sub>. There is no clearness also concerning the size ratio  $\alpha$  in (VO)MoO<sub>4</sub>. Carretta et al. [2] concludes, that nearest- and next-nearest neighbor interactions in square lattice are approximately equal ( $\alpha \cong 1$ ), whereas Bombardi et al. [6] argues, that value of nearest neighbor interaction is significant larger than next-nearest neighbor interaction ( $\alpha < 1/2$ ).

Our absolute values of  $\alpha$  ratio ( $\alpha = |1.6-1.8|$ ) between next-nearest neighbor ( $J_4$ ) and nearest ( $J_2$  in Li<sub>2</sub>(VO)(Si,Ge)O<sub>4</sub> and  $J_3$  in (VO)MoO<sub>4</sub> (see Section 3.2) interactions are well within the permissible limits ( $1 \leq \alpha \leq 4$ ) [2, 3]. However, it was shown above, that the columns along  $c$ -axis are formed not only by  $J_2$  interactions, and also by  $J_3$  interactions, which can be presented as more deformed square lattices (figure 1(b), 1(d), 1(f)). The absolute size of the ratio of  $J_4$  to the sum of sizes

$J_2$  and  $J_3$  also lies in these limits (2.1 in  $\text{Li}_2(\text{VO})\text{SiO}_4$ , 1.67 in  $\text{Li}_2(\text{VO})\text{GeO}_4$  and 2.1 in  $(\text{VO})\text{MoO}_4$ ). It is interesting, that the large values  $\alpha$  are obtained by us for the ratios  $J_4/J_3(J_4/J_5)$  [22(6) in  $\text{Li}_2(\text{VO})\text{SiO}_4$  and 11(7) in  $\text{Li}_2(\text{VO})\text{GeO}_4$ ] and for corresponding to it  $J_4/J_2$  ratio in  $(\text{VO})\text{MoO}_4$ , which is equal 10.

According to our estimates the size of  $\alpha$  ratio in  $(\text{VO})\text{SO}_4$  ( $J_4/J_2 = 2.13$ ) and  $\text{Zn}_2(\text{VO})(\text{PO}_4)_2$  ( $J_4/J_2 = 2.21$ ) is slightly greater than in  $(\text{VO})\text{MoO}_4$  and  $\text{Li}_2(\text{VO})(\text{Si,Ge})\text{O}_4$ . However, the competition between  $J_2$  and  $J_4$  interactions in lattice of smaller squares is not present, as both these interactions are ferromagnetic. In recent papers [22], the compounds  $\text{Zn}_2(\text{VO})(\text{PO}_4)_2$  is investigated and is established, that  $J_2$  and  $J_4$  interactions are opposite antiferromagnetic and diagonal  $J_4$  interactions are very weak ( $J_4/J_2 = 0.02$ ).

In contrast to compounds I and IV–VII, the absolute value of frustration ratio  $\alpha$  ( $J_4/J_2$ ) in  $(\text{VO})\text{SiP}_2\text{O}_8$  and  $(\text{VO})(\text{H}_2\text{PO}_4)_2$  is less than critical value ( $\alpha = 1/2$ ) and is equaled 0.3. Let us note, that in  $(\text{VO})\text{SiP}_2\text{O}_8$  both interactions  $J_2$  and  $J_4$  are AF and compete to one another, whereas in  $(\text{VO})(\text{H}_2\text{PO}_4)_2$  there is no competition between these interactions, as  $J_4$  is FM and  $J_2$  is AF.

It was shown above, that in all compounds, except for  $\text{Zn}_2(\text{VO})(\text{PO}_4)_2$ , the lattice of smaller squares, formed by  $J_2$  interactions, are to some extent deformed and are not square. The regular square lattices are formed by nearest-neighbor  $J_4$  (parameters of unit cell  $a$  and  $b$ ) and by second neighbor (diagonal)  $J_8$  interactions in  $ab$  plane (figure 1(a), (c), (e)). The interactions  $J_8$  are AF in all compounds; hence, these lattices of larger squares are frustrated irrespective of a sign of  $J_4$  interactions in a case of tetragonal symmetry of crystals. The absolute size of ratio  $\alpha$  ( $J_8/J_4$ ) is less than critical value in  $(\text{VO})\text{SO}_4$  (0.1) and  $\text{Li}_2(\text{VO})\text{GeO}_4$  (0.4), is approximately equal 1/2 in  $\text{Li}_2(\text{VO})\text{SiO}_4$ , and more than critical value in  $\text{Zn}_2(\text{VO})(\text{PO}_4)_2$  (0.9),  $(\text{VO})\text{SiP}_2\text{O}_8$  (1.3),  $(\text{VO})\text{MoO}_4$  (1.7) and  $(\text{VO})(\text{H}_2\text{PO}_4)_2$  (4.6).

Thus practically all magnetic interactions in the compounds compete with among themselves. The definition of a magnetic state of these systems is a complicated problem, as more than one specific geometrical configuration of ions  $\text{V}^{4+}$  causes a competition of magnetic interactions.

#### 4. Conclusion

The crystal chemical method allowed us on the basis of the structural data to calculate the sign and strength not only of nearest-neighbors, but also next-nearest neighbors magnetic interactions in tetragonal compounds  $\text{Zn}_2(\text{VO})(\text{PO}_4)_2$ ,  $(\text{VO})(\text{H}_2\text{PO}_4)_2$ ,  $(\text{VO})\text{SiP}_2\text{O}_8$ ,  $(\text{VO})\text{SO}_4$ ,  $(\text{VO})\text{MoO}_4$ ,  $\text{Li}_2(\text{VO})\text{SiO}_4$  and  $\text{Li}_2(\text{VO})\text{GeO}_4$  with similar sublattice of  $\text{V}^{4+}$  ions and to establish the origin of the differences between the compounds. The distinctive feature of these compounds is the strong dependence of the characteristics of magnetic interactions on insignificant displacement of  $\text{XO}_4$  ( $\text{X} = \text{P}, \text{Mo}, \text{Si}$  or  $\text{Ge}$ ) groups. It is related with the fact that the ions of the same  $\text{XO}_4$  group are intermediate ones simultaneously in several interactions and quite often there are in the space of interaction between the magnetic ions in critical positions, the insignificant deviations from which can result in the change of a sign or sharp change of strength of magnetic interaction. This dependence is intensified in addition by “rigidity” of  $\text{X}-\text{O}$  bonds in  $\text{XO}_4$  groups therefore at replacements or under action of temperature and pressure there is a displacement or turn of the group as a unit.

Other characteristic is that the sublattices of magnetic ions  $\text{V}^{4+}$  of these compounds consist of a great number of specific geometrical configurations, on which a competition of magnetic interactions can occur. However, in the literature basically the competition of magnetic interactions only in one fragment - lattice of smaller distorted squares is considered. Although discrepant data concerning frustration ratio  $\alpha$  ( $J_4/J_2\{J_2/J_1\}$ ) between nearest-neighbor coupling  $J_2\{J_1\}$  and second-neighbor (diagonal) coupling  $J_4\{J_2\}$  in the square lattices were obtained for  $(\text{VO})\text{MoO}_4$ ,  $\text{Li}_2(\text{VO})\text{SiO}_4$  and  $\text{Li}_2(\text{VO})\text{GeO}_4$  nonetheless by [1, 2, 5] as small ( $1 \leq \alpha \leq 4$ ), so large ( $5 \leq \alpha \leq 12$ ) values  $\alpha$  allow to interpret the experimental data. We have shown, that the reason of this discrepancy is explained by interactions between the same  $\text{V}^{4+}$  ions, which form one more perpendicular axes  $c$ , but more deformed

square lattice with the same diagonal coupling  $J_4\{J_2\}$ , but with another nearest-neighbor coupling  $J_3$  (Fig. 1). As this takes place, according to our calculations for first less deformed lattice the values  $\alpha$  are small, and for second more deformed, on the contrary, are large.

The analysis of structure of  $V^{4+}$  sublattices in these compounds was shown that besides the widely researched lattice of smaller distorted squares there are also other specific geometrical configurations of ions  $V^{4+}$ , in which the characteristic properties of magnetic interactions can not be exhibited simultaneously. Essentially all magnetic interactions in these compounds compete among themselves, including the AF nearest- and next-nearest neighbor interactions ( $J_7^s/J_1^s \sim 1/6$ ) in the linear chains VO–VO along the  $c$ -axis. To understand a magnetic state of systems studied it is not enough to consider a competition of magnetic interactions only on one configuration, and it is necessary to take into account mutual influence of competition of magnetic interactions on various specific geometrical configurations of ions  $V^{4+}$ .

## Acknowledgment

This work is supported by grant 06-I-P8-009 of Far East. Br. Russ. Ac. Sci.

## References

- [1] Melzi R, Carretta P, Lascialfari A, Mambrini M, Troyer M, Millet P and Mila F 2000 *Phys. Rev. Lett.* **85** 1318
- [2] Carretta P, Papinutto N, Azzoni C B, Mozzati M C, Pavarini E, Gonthier S and Millet P 2002 *Phys. Rev. B* **66** 094420
- [3] Carretta P, Papinutto N, Melzi R, Millet P, Gouthier S, Mendels P and Wzietek P 2004 *J. Phys.: Condens. Matter* **16** S849
- [4] Rosner H, Singh R R P, Zheng W H, Oitmaa J, Drechsler S L and Pickett W E 2002 *Phys. Rev. Lett.* **88** 186405
- [5] Rosner H, Singh R R P, Zheng W H, Oitmaa J and Pickett W E 2003 *Phys. Rev. B* **67** 014416
- [6] Bombardi A, Chapon L C, Mazzoli C, Gonthier S, Duc F, Radaelli P G 2005 *Phys. Rev. B* **71** 220406
- [7] Weber C, Bessa F, Mila F 2005 *Phys. Rev. B* **72** 024449
- [8] Shiozaki I 1998 *J. Phys.: Condens. Matter* **10** 9813
- [9] Shiozaki I 1998 *J. Magn. Magn. Mater.* **177-181** 261
- [10] Lii K-H and Tsai H-J J 1991 *Solid State Chem* **90** 291
- [11] Linde S A, Gorbunova Yu E, Lavrov A V and Kuznetsov V G 1979 *Dokl. Ak. Nauk SSSR* **244** 1411
- [12] Middlemiss N and Calvo C 1976 *Acta Crystallogr. B* **32** 2896
- [13] Longo J M and Arnott R J 1970 *J. Solid State Chem.* **1** 394
- [14] Eick H A and Kihlborg L 1966 *Acta Chem. Scand.* **20** 722
- [15] Millet P and Satto C 1998 *Mater. Res. Bull.* **33** 1339
- [16] Volkova L M and Polyshchuk S A 2005 *J. Supercond.* **18** 583
- [17] Goodenough J B 1963 *Magnetism and the Chemical Bond* (Wiley, New-York) pp 393–488
- [18] Shannon R D 1976 *Acta Crystallogr. A* **32** 751
- [19] Huheey J E, Keiter E A and Keiter R L 1993 *Inorganic Chemistry, Principles of Structure and Reactivity*, 4th ed. (HarperCollins, New York) 964 p
- [20] Oka Y, Yao T, Yamamoto N, Ueda M and Maegawa S 2000 *J. Solid State Chem.* **149** 414
- [21] Haldane F D M 1982 *Phys. Rev. B* **25** 4925
- [22] Kini N S, Kaul E E and Geibel C 2006 *J. Phys.: Condens. Matter* **18** 1303