

Properties of the multicritical point of $\pm J$ Ising spin glasses on the square lattice

Jean C. Lessa*

*Departamento de Física, Universidade Estadual de Feira de Santana,
Campus Universitário, 44031-460 Feira de Santana BA, Brazil*

S.L.A. de Queiroz†

*Instituto de Física, Universidade Federal do Rio de Janeiro,
Caixa Postal 68528, 21941-972 Rio de Janeiro RJ, Brazil*

(Dated: February 8, 2020)

We use numerical transfer-matrix methods to investigate properties of the multicritical point of binary Ising spin glasses on a square lattice, whose location we assume to be given exactly by a conjecture advanced by Nishimori and Nemoto. We calculate the two largest Lyapunov exponents, as well as linear and non-linear zero-field uniform susceptibilities, on strip of widths $4 \leq L \leq 16$ sites, from which we estimate the conformal anomaly c , the decay-of-correlations exponent η , and the linear and non-linear susceptibility exponents γ/ν and γ^{nl}/ν , with the help of finite-size scaling and conformal invariance concepts. Our results are: $c = 0.46(1)$; $0.187 \lesssim \eta \lesssim 0.196$; $\gamma/\nu = 1.797(5)$; $\gamma^{nl}/\nu = 5.59(2)$. Overall, these tend to be inconsistent with the universality class of percolation, though by small amounts. The scaling relation $\gamma^{nl}/\nu = 2\gamma/\nu + d$ (with space dimensionality $d = 2$) is obeyed to rather good accuracy, thus showing no evidence of multiscaling behavior of the susceptibilities.

PACS numbers: 75.50.Lk, 05.50.+q

I. INTRODUCTION

The critical behavior of Ising spin glasses has been the subject of intensive investigation in the recent past¹. A number of results have been derived, both analytically and numerically; however, many aspects of interest have not been fully elucidated so far. Among these are the properties of the multicritical point which is known to exist for suitably low concentrations of antiferromagnetic interactions, even for two-dimensional lattices in which a spin glass phase is not expected to occur at non-zero temperatures.

Here we consider binary ($\pm J$) spin glasses, i.e., we assume that Ising spin-1/2 magnetic moments interact via nearest-neighbor couplings J_{ij} of equal strength, and whose signs are given by the quenched probability distribution:

$$P(J_{ij}) = p\delta(J_{ij} - J_0) + (1-p)\delta(J_{ij} + J_0). \quad (1)$$

In this case, the phase diagram on the temperature-concentration ($T-p$) plane exhibits a critical line which, for low concentrations $1-p$ of antiferromagnetic bonds, separates ferro- and paramagnetic phases^{1,2}. As p decreases, so does the transition temperature. Below a critical concentration p_c , ferromagnetic order disappears, and a spin glass phase emerges at $T = 0$. For space dimensionality $d \geq 3$, the spin glass phase extends to finite temperatures as well. The *Nishimori line* (NL) is a special line on the $T-p$ plane, defined by:

$$e^{-2J_0/T} = \frac{1-p}{p} \quad (\text{NL}, p > \frac{1}{2}). \quad (2)$$

On this line, several exact results have been obtained¹. In particular, the configurationally averaged internal energy

is an analytical function of T , even at the multicritical point (the *Nishimori point*, NP) where the NL crosses the ferro-paramagnetic phase boundary³. Furthermore, the NL is invariant under renormalization-group transformations, so the NP corresponds to a fixed point. Numerical work in two-dimensional systems⁴ shows that internal-energy fluctuations along the NL go through a maximum at the NP, thus indicating that the latter indeed marks a change in the behavior of the distribution of frustrated plaquettes. This, in turn, is consistent with the picture that the phase transition at the NP is of geometry-induced nature⁴ (though not necessarily in the same universality class of random percolation).

Recently it was predicted^{5,6} that, on a square lattice, the NP should belong to a subspace of the $T-p$ plane which is invariant under certain duality transformations. For $\pm J$ Ising systems the invariant subspace is given by^{5,6}

$$p \log_2(1 + e^{-2J_0/T}) + (1-p) \log_2(1 + e^{2J_0/T}) = \frac{1}{2}. \quad (3)$$

The intersection of Eqs. (2) and (3) gives the conjectured exact location of the NP, namely $p = 0.889972\dots$, $T/J_0 = 0.956729\dots$, to be referred to as CNP. In previous work^{2,7,8}, approximate estimates for the location of the NP were used in the calculation of the associated critical exponents, with the overall conclusion that the transition there does not belong to the universality class of random percolation. A numerical study of correlation-function statistics at the CNP⁹ points to a similar picture.

Extensions of the conjecture to triangular and honeycomb lattices have been proposed^{10,11}, and verified by numerical studies to a fairly good degree of accuracy¹². Evidence thus far available indicates that the critical prop-

erties of the NP in two-dimensional $\pm J$ Ising systems are universal in the expected (i.e., lattice-independent) sense¹², though they belong to a distinct universality class from that of percolation.

Here we use numerical transfer-matrix methods, together with finite-size scaling and conformal invariance concepts, to investigate critical properties of the NP of $\pm J$ Ising spin glasses, on long strips of a square lattice. We shall assume the location of the multicritical point to be that of the CNP given above. Indeed, previous work (see Ref. 9 and references therein) strongly indicates that, even though the conjecture may turn out not to be exact, it is certainly a very good approximation to the actual position of the NP.

In Section II we evaluate the central charge, or conformal anomaly¹³. As this is given by the coefficient of the finite-size correction to a bulk quantity (the critical free energy) which is itself not known exactly for the present case, one has many sources of uncertainty to contend with, not to mention those intrinsic to the sampling of quenched disorder configurations. Thus, by working at the CNP, we eliminate at least one such source which is the location of the critical point. In Section III the dominant correlation length is calculated, without direct reference to correlation functions as done in earlier work^{2,7,9}. This, together with the use of pertinent conformal-invariance relationships, yields further independent evidence related to the universality properties of correlations at the NP. In Section IV, both linear and non-linear zero-field susceptibilities are investigated. While the former have been evaluated previously for square⁷, as well as triangular and honeycomb¹², lattices, no results for the latter appear to be available. As explained below, the scaling of non-linear susceptibilities may give indications of multiscaling behavior. Finally in Section V, concluding remarks are made.

II. FREE ENERGY AND CENTRAL CHARGE

We consider strips of width L sites and periodic boundary conditions across. For consistency with earlier work⁷, we used only even widths, in order to accommodate possibly occurring unfrustrated antiferromagnetic ground states (though later results showed in practice that, at least for the relatively low concentrations of antiferromagnetic bonds around the NP, no noticeable distortions arise when odd values of L are considered as well^{2,12}). Appropriate sampling of quenched disorder is produced by using strip lengths $N \gg 1$, along which bond configurations are drawn from the distribution Eq. (1). The configurationally-averaged (negative) free energy f_L (in units of $k_B T$) is given by

$$f_L = L^{-1} \Lambda_0(L), \quad (4)$$

where Λ_0 is the largest Lyapunov characteristic exponent¹⁴, extracted from the product of $N \rightarrow \infty$ transfer

matrices T_j which connect site columns j and $j+1$, i.e.,

$$\Lambda_0 = \lim_{N \rightarrow \infty} \frac{1}{N} \ln \left\| \left(\prod_{j=1}^N T_j \right) |v_0\rangle \right\|, \quad (5)$$

where $|v_0\rangle$ is an arbitrary initial vector of unit modulus. Higher-order exponents may be obtained through iteration of a set of initial vectors $|v_i\rangle$, orthogonal both mutually and to $|v_0\rangle$, with adequate reorthogonalization every few steps, to avoid contamination¹⁴.

In our calculations we have used $N \sim 10^5 - 10^6$. The uncertainty related to the finite number of terms in Eq. (5) is estimated as follows. In order to avoid transient effects, the first $N_0 \sim 10^3$ iterations are discarded. Accumulated averages are evaluated and stored, for each 10^3 subsequent iterations. From this set of averages, one then calculates global averages and their corresponding fluctuations. In our study, we have always made use of a canonical distribution of disorder, that is, the $+J_0$ and $-J_0$ couplings are randomly extracted from a reservoir which initially contains exactly as many of each as given by Eq. (1), with the value of p corresponding, e.g., to the CNP. This way, sample-to-sample fluctuations are considerably reduced. Final estimates of the free energy and other quantities of interest have been extracted from arithmetic averages for distinct disorder realizations.

The conformal anomaly, or central charge c , which characterizes the universality class of a conformally-invariant model at the critical point, can be evaluated via the finite-size scaling of the free energy on a strip with periodic boundary conditions across¹³,

$$f(T_c, L) = f(T_c, \infty) + \frac{\pi c}{6L^2} + \mathcal{O}\left(\frac{1}{L^4}\right), \quad (6)$$

where $f(T_c, \infty) = \lim_{L \rightarrow \infty} f(T_c, L)$ is a regular term which corresponds to the bulk system free energy. For disordered systems, Eq. (6) is expected to hold, with the (configurationally-averaged) free energy given by Eq. (4), and c taking the meaning of an *effective* conformal anomaly¹⁵.

For our estimates of the effective central charge, we set T and p corresponding to the CNP, and took averages of the free energy $f(T_c, L)$ over three independent realizations. Figure 1 shows the free energy at the CNP for $4 \leq L \leq 16$, against $1/L^2$. A linear least-squares fit of the data gives $c = 0.478(4)$. This is close to, but some 3% off, the result given in Ref. 2, $c = 0.464(4)$, which presumably was taken at those authors' own estimate of the location of the NP, $p = 0.8906(2)$. On the other hand, the above result is compatible with the value corresponding to percolation in the Ising model, namely $c_p = 5\sqrt{3} \ln 2/4\pi \approx 0.4777^{16}$.

Incorporating curvature via the L^{-4} correction, as suggested by Eq. (6), results in the same $f(T_c, \infty)$ (to within 0.01%) as in the linear extrapolation. However, the conformal anomaly estimate is changed to $c = 0.46(1)$, which encompasses the result quoted in Ref. 2 but appears incompatible with Ising-model percolation. Earlier work in

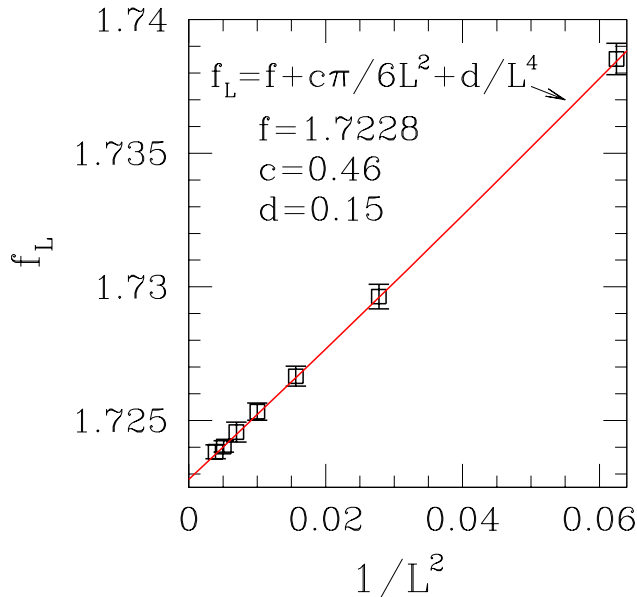


FIG. 1: (Color online) Negative free energy at the conjectured Nishimori point, for strip widths $4 \leq L \leq 16$ and $N = 10^6$, against $1/L^2$. The line uses the central estimates from a parabolic least-squares fit to data, via Eq. (6), which gives $f_L = 1.7228(1) + 0.46(1)\pi/6L^2 + 0.15(9)/L^4$.

pure¹⁷ and unfrustrated random-bond^{16,18} Ising systems indicates that, for a square lattice, the L^{-4} term provides a important contribution towards stability and accuracy of free-energy extrapolations (note, however, that here the curvature effect is imperceptible to the naked eye, see Figure 1). Should the same trend hold in the present case, $c = 0.46(1)$ would appear to be the most reliable of the two estimates produced here.

III. THE EXPONENT η

As a consequence of the preservation of conformal invariance at a second-order phase transition, the correlation length ξ_L on a strip geometry with periodic boundary conditions across (calculated at the critical point of the corresponding bulk two-dimensional system) is connected to the decay-of-correlations exponent η , by the relationship¹⁹

$$\xi_L = \frac{L}{\pi\eta}. \quad (7)$$

For strips of homogeneous spin systems, the inverse of the dominant correlation length (related to the slowest-decaying critical correlations) is given by the first spectral gap of the transfer matrix²⁰. A straightforward adaptation for disordered cases can be devised through the replacement of pure-system eigenvalues by their counterparts in a disordered environment, namely the Lyapunov

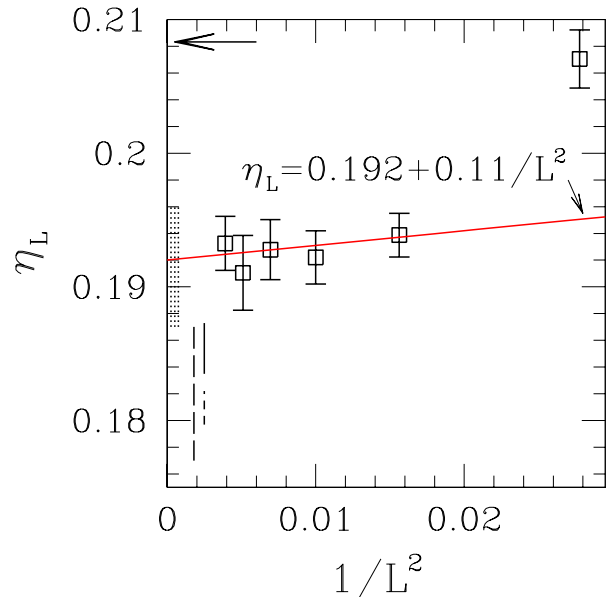


FIG. 2: (Color online) Exponent η_L against $1/L^2$. Data are for $L = 6, \dots, 16$. The arrow pointing to the vertical axis indicates the percolation value, $\eta_p = 5/24$. The straight line is a least-squares fit of $L = 8 - 16$ data. Shaded area close to the vertical axis indicates rough limits of confidence for extrapolation of finite-size data. Vertical lines at left of graph show ranges of some recent estimates of η . Full line, Refs. 2, 9; short dashes, Ref. 12; long dashes, Ref. 7.

characteristic exponents^{14,16,20}. One can then calculate the correlation length ξ_L (and thus the exponent η from Eq. (7)), via

$$\xi_L^{-1} = \Lambda_L^{(0)} - \Lambda_L^{(1)}, \quad (8)$$

where $\Lambda_L^{(0)}$, $\Lambda_L^{(1)}$ are, respectively, the largest and second-largest Lyapunov exponents.

In the present case, the dominant correlations are ferromagnetic, and the Hamiltonian is invariant under global spin inversion. Therefore, in order to calculate $\Lambda_L^{(0)}$ ($\Lambda_L^{(1)}$), it is sufficient to iterate $|v_0\rangle$ ($|v_1\rangle$) which is even (odd) under that same symmetry^{20,21}, with no need for decontamination of the iterates of $|v_1\rangle$.

By evaluating estimates of η for the range of strip widths within reach of our computational facilities, we can, in principle, extrapolate the sequence $L/\pi\xi_L$ to $L \rightarrow \infty$, this way presumably accounting for higher-order finite-size corrections to Eq. (7). Earlier results for pure systems¹⁷ again indicate that L^{-2} is a convenient variable against which to set up an extrapolation scheme.

In Figure 2, we present η_L calculated via Eqs. (7) and (8), against $1/L^2$. On increasing L from 4 (not shown) to 8, there is a decreasing trend in η_L which appears to halt, and turn to a roughly L -independent behavior, when values corresponding to larger $L \leq 16$ are

considered. Given the circumstances, the safest course of action is (i) to assume that the approximately constant behavior will not change significantly for larger L outside our computational capability range, and (ii) to extrapolate the data at hand in as simple a manner as possible, treating the results with a large dose of skepticism.

From a linear least-squares fit of $L = 8 - 16$ data against L^{-2} , shown in Figure 2, we get a central extrapolated estimate $\eta \approx 0.192$. By considering the error bars associated to finite-size estimates, it appears that any value in the range $0.187 \lesssim \eta \lesssim 0.196$ (the extent of the shaded area in the Figure) would be plausible.

Comparison against data from previous work is as follows. Numerical estimates from direct calculation of the first moment of the probability distribution of spin-spin correlation functions give $\eta = 0.182(5)$ (square lattice, approximate location of the NP at $p = 0.8905(5)$)⁷; $\eta = 0.1854(19)$ (square lattice, approximate location of the NP at $p = 0.8906(2)$)²; $\eta = 0.1854(17)$ (square lattice, CNP)⁹; $\eta = 0.181(1)$ (triangular and honeycomb lattices)¹². All are displayed in Figure 2, for ease of visualization. While overlap between these and the error bars of the present result is not better than marginal, it is clear that all estimates, past and current, exclude the percolation value, $\eta_p = 5/24 = 0.208333 \dots$ ²² (shown in the Figure by an arrow) by a safe gap.

A final remark is now in order. Using Eq. (8) as a definition of the correlation length for random systems is well justified in theory^{14,16,20}. Nevertheless it has been shown that, for unfrustrated Ising systems, the finite-size scaling of numerical estimates of η derived in the context of Eqs. (7) and (8) differs from that of results obtained directly from the spatial decay of correlation functions^{18,23} (in the present context, the latter correspond to the estimates given in Refs. 2,7,9,12). Though in that case the origin of the discrepancy was traced to effects of the marginal disorder operator²³ known to arise in the absence of frustration, the analogous operator structure at the NP is not known so far. However, it seems plausible to ascribe the small differences between the same two groups of results here, to similar causes.

IV. SUSCEPTIBILITIES

The uniform zero-field magnetic susceptibility χ_L on a strip is given by the second derivative of the free energy, relative to a uniform field h :

$$\chi_L = \left[\frac{\partial^2 f_L}{\partial h^2} \right]_{h=0}. \quad (9)$$

As usual in the numerical calculation of derivatives, care must be taken to avoid introduction of spurious errors. We have considered an infinitesimal field $\delta h = 10^{-4}$ (in units of J_0), for the finite differences used in the differentiation denoted in Eq. (9). We have also used the same configuration of bonds (that is, the same sequence

of pseudorandom numbers) for the comparison of free energies at different field values: free energies of the same bond geometry have to be subtracted. Thus, fluctuations in the finite differences used in the calculation of derivatives are much smaller than those for the free energies themselves⁷. For the calculations reported in this Section, we typically used strip lengths $N = 10^7$.

Finite-size scaling arguments suggest the following behavior for χ_L at the critical point T_c :

$$\chi_L \sim L^{\gamma/\nu}, \quad (10)$$

where γ and ν are, respectively, the exponents characterizing the singularities of bulk uniform susceptibility and correlation length.

Another quantity of interest is the non-linear susceptibility $\chi_L^{(nl)}$, given in terms of the power-law expansion of the magnetization m :

$$m = \chi h - \chi^{(nl)} h^3 + \dots, \quad (11)$$

where

$$\chi^{(nl)} \equiv \frac{\partial^3 m}{\partial h^3} = \left[\frac{\partial^4 f}{\partial h^4} \right]_{h=0}. \quad (12)$$

The nonlinear susceptibility at criticality obeys a finite-size scaling relationship similar to Eq. (10), with the replacement²⁴ $\gamma \rightarrow \gamma^{nl}$. This quantity has been investigated in the context of critical phenomena in both pure^{24,25} and (quantum) spin-glass magnets²⁶. The numerical procedures described above, for the calculation of derivatives, are followed here as well.

In Figure 3 we show data for the linear susceptibility χ_L , evaluated at the CNP, which have been fitted to the single power-law form, Eq. (10). We noticed that the χ^2 per degree of freedom decreases from 2.3, for a fit including $L = 4$ data (from which the estimate $\gamma/\nu = 1.82(1)$ is extracted), to 0.38 for a fit of $L = 6 - 16$ data only, thus pointing to a clear improvement in the quality of fit. The latter procedure gives $\gamma/\nu = 1.797(5)$, which, for the reasons just mentioned, we assume to be the best result to be extracted from the present data set. This is just consistent, at the margin, with the percolation value $(\gamma/\nu)_p = 43/24 \approx 1.7917$ ²².

In previous work, the following results have been found: $\gamma/\nu = 1.80(2)$ ⁷ (square lattice, approximate location of the NP at $p = 0.8905(5)$), $\gamma/\nu = 1.795(20)$ ¹² (triangular lattice). Both are consistent with the present estimate.

Non-linear zero field susceptibility data ($\chi_L^{(nl)}$), evaluated at the CNP, are exhibited in Figure 4. A fitting procedure, similar to that used to extract the linear susceptibility exponent, leads to $\gamma^{nl}/\nu = 5.59(2)$ when data for $L = 4 - 16$ are used, and to $\gamma^{nl}/\nu = 5.55(2)$ when $L = 4$ data are discarded. However, the χ^2 per degree of freedom decreases only from 1.3 to 0.75 between the former and latter fits. Bearing in mind that we are dealing with a small number of finite-size estimates, such a variation does not warrant discarding $L = 4$ data on grounds

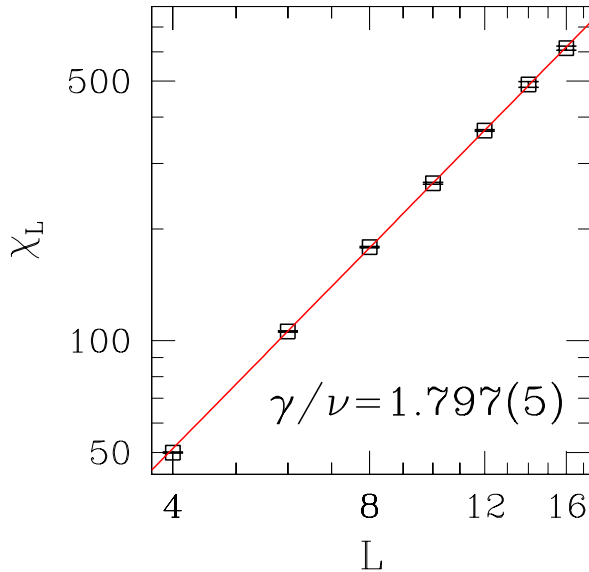


FIG. 3: (Color online) Double-logarithmic plot of zero-field linear susceptibility χ_L at the conjectured Nishimori point, for $L = 4 - 16$. The line is a single-power law least-squares fit to $L = 6 - 16$ data, enabling the estimation of γ/ν with use of Eq. (10).

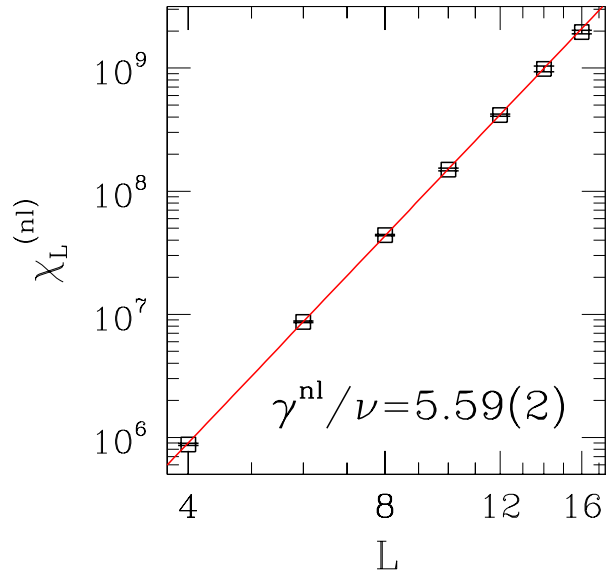


FIG. 4: (Color online) Double-logarithmic plot of zero-field nonlinear susceptibility $\chi_L^{(nl)}$ at the conjectured Nishimori point. The curve is a single-power law least-squares fit to $L = 4 - 16$ data, enabling the estimation of γ^{nl}/ν with use of Eq. (10).

of a significant improvement in the quality of fit. The value $\gamma^{nl}/\nu = 5.59(2)$ is consistent with the scaling relation $\gamma^{nl}/\nu = 2\gamma/\nu + d = 5.59(1)$ (using γ/ν obtained above, and $d = 2$ for the space dimensionality).

V. CONCLUSIONS

We have calculated assorted critical quantities at the conjectured exact location of the Nishimori point (CNP) for square-lattice $\pm J$ Ising spin glasses, namely $p = 0.889972 \dots$, $T/J_0 = 0.956729 \dots$. By working at this fixed location, we eliminate one among many sources of uncertainty with which one has to deal in the study of disordered systems. Of course, whether or not such choice in fact introduces systematic distortions can only be found by comparison of a body of results pertaining to the problem under scrutiny.

Our extrapolation of finite-size free-energy data, in order to produce an estimate of the effective central charge, has been careful by accounting for curvature effects which are known to be relevant in such circumstances^{16,17,18}. Our final estimate, $c = 0.46(1)$, is consistent with an earlier result², $c = 0.464(4)$, calculated at $p = 0.8906(2)$, and appears to exclude the percolation value¹⁶, $c_p \approx 0.47777$. Had we not included curvature effects, we would have reached $c = 0.478(4)$ which would lead to the opposite conclusion.

We have evaluated finite-size correlation lengths via

the difference between the two largest Lyapunov exponents. With the help of conformal-invariance concepts, these were used to produce a sequence of estimates of the decay-of-correlations exponent η . Though such a sequence does not behave as smoothly as its free-energy counterpart, it seems safe to state that it points to $0.187 \lesssim \eta \lesssim 0.196$. While this definitely excludes the random-percolation value²² $\eta_p = 0.208333 \dots$, it is close to agreement with results from direct evaluation of correlation functions and their decay rate^{2,7,9,12}, all of which fall in the range $0.180 \lesssim \eta \lesssim 0.187$. Analogy with the case of unfrustrated random-bond Ising systems^{18,23} suggests that such small discrepancies may be accounted for by differing behavior upon extrapolation of finite-size estimates (see remarks in Section III). However, at this point we are not able to supply any specific hypothesis in order to deal quantitatively with this problem.

From zero-field susceptibility data we obtain $\gamma/\nu = 1.797(5)$, which falls within the range of previous results^{7,12}, and just about touches the percolation value $(\gamma/\nu)_p = 43/24 \approx 1.7917^{22}$, at the lower end of the error bar. As discussed extensively in Ref. 12, indirect evaluation of the susceptibility exponent, by using the scaling relation $\gamma/\nu = 2 - \eta$ in conjunction with independent estimates of η , can provide additional insight. In the present case, with $0.187 \lesssim \eta \lesssim 0.196$ from Section III, we get $1.804 \lesssim \gamma/\nu \lesssim 1.813$, a range whose lower end just fails to overlap with the upper end of the error bar of our directly-calculated γ/ν . Similarly to the case of

Ref. 12, it appears that from γ/ν alone it is hard to get conclusive evidence, either for or against the behavior at the NP being in the percolation universality class.

As regards non-linear susceptibilities, our study has been motivated by the well-known manifestations of multiscaling behavior of correlation functions at the NP^{2,8,9,12,27,28}. While for simple scaling²⁴ one expects the non-linear susceptibility exponent to obey $\gamma^{nl}/\nu = 2\gamma/\nu + d$, multiscaling behavior of magnetization-like quantities would imply breakdown of this relationship (i.e., non-constant magnetization gap exponents²⁹). As seen above, we have found that the relationship is in fact obeyed, to very good numerical accuracy. Thus, no evidence has been detected for multiscaling behavior of mag-

netic susceptibilities.

Acknowledgments

J.C.L. thanks the Brazilian agency CAPES for partial financial support, Departamento de Física de Sólidos, UFRJ, for making its research infrastructure available, and Universidade Estadual de Feira de Santana. The research of S.L.A.d.Q. was partially supported by the Brazilian agencies CNPq (Grant No. 30.0003/2003-0), FAPERJ (Grant No. E26-152.195/2002), FUJB-UFRJ, and Instituto do Milênio de Nanociências-CNPq.

-
- * Electronic address: jean@if.ufrj.br
† Electronic address: sldq@if.ufrj.br
- ¹ H. Nishimori, *Statistical Physics of Spin Glasses and Information Processing: An Introduction* (Oxford University Press, Oxford, 2001).
 - ² A. Honecker, M. Picco, and P. Pujol, Phys. Rev. Lett. **87**, 047201 (2001).
 - ³ P. Le Doussal and A. B. Harris, Phys. Rev. Lett. **61**, 625 (1988).
 - ⁴ H. Nishimori, C. Falvo, and Y. Ozeki, J. Phys. A **35**, 8171 (2002).
 - ⁵ H. Nishimori and K. Nemoto, J. Phys. Soc. Jpn. **71**, 1198 (2002).
 - ⁶ J. M. Maillard, K. Nemoto, and H. Nishimori, J. Phys. A **36**, 9799 (2003).
 - ⁷ F. D. A. Aarão Reis, S. L. A. de Queiroz, and R. R. dos Santos, Phys. Rev. B **60**, 6740 (1999).
 - ⁸ J. L. Jacobsen and M. Picco, Phys. Rev. E **65**, 026113 (2002).
 - ⁹ S. L. A. de Queiroz and R. B. Stinchcombe, Phys. Rev. B **68**, 144414 (2003).
 - ¹⁰ K. Takeda, T. Sasamoto, and H. Nishimori, J. Phys. A **38**, 3751 (2005).
 - ¹¹ H. Nishimori and M. Ohzeki, J. Phys. Soc. Jpn. **75**, 034004 (2006).
 - ¹² S. L. A. de Queiroz, Phys. Rev. B **73**, 064410 (2006).
 - ¹³ H. W. J. Blöte, J. L. Cardy, and M. P. Nightingale, Phys. Rev. Lett. **56**, 742 (1986).
 - ¹⁴ A. Crisanti, G. Paladin, and A. Vulpiani, in *Products of Random Matrices in Statistical Physics*, edited by H. K. Lotzsch, Springer Series in Solid State Sciences Vol. 104 (Springer, Berlin, 1993).
 - ¹⁵ A. W. W. Ludwig and J. L. Cardy, Nucl. Phys. B **285**, 687 (1987).
 - ¹⁶ J. L. Jacobsen and J. L. Cardy, Nucl. Phys. B **515**, 701 (1998).
 - ¹⁷ S. L. A. de Queiroz, J. Phys. A **33**, 721 (2000).
 - ¹⁸ S. L. A. de Queiroz, Phys. Rev. E **51**, 1030 (1995).
 - ¹⁹ J. L. Cardy, J. Phys. A **17**, L385 (1984).
 - ²⁰ M. P. Nightingale, in *Finite Size Scaling and Numerical Simulations of Statistical Systems*, edited by V. Privman (World Scientific, Singapore, 1990).
 - ²¹ U. Glaus, J. Phys. A **20**, L595 (1987).
 - ²² D. Stauffer and A. Aharony, *Introduction to Percolation Theory*, 2nd ed. (Taylor & Francis, London, 1994).
 - ²³ S. L. A. de Queiroz, J. Phys. A **30**, L447 (1997).
 - ²⁴ T. W. Burkhardt and B. Derrida, Phys. Rev. B **32**, 7273 (1985).
 - ²⁵ M. A. Yurishchev, Phys. Rev. E **55**, 3915 (1997).
 - ²⁶ M. Guo, R. N. Bhatt, and D. A. Huse, Phys. Rev. Lett. **72**, 4137 (1994).
 - ²⁷ F. Merz and J. T. Chalker, Phys. Rev. B **65**, 054425 (2002).
 - ²⁸ F. Merz and J. T. Chalker, Phys. Rev. B **66**, 054413 (2002).
 - ²⁹ H. E. Stanley, *Introduction to Phase Transitions and Critical Phenomena*, (Oxford University Press, Oxford, 1971).