

Josephson coupling through ferromagnetic heterojunctions with noncollinear magnetizations

Z. Pajovic, M. Bozovic, and Z. Radovic

Department of Physics, University of Belgrade, P.O. Box 368, 11001 Belgrade, Serbia and Montenegro

J. Cayssol and A. Buzdin

Universite Bordeaux I, CPMOH, UMR 5798, 33405 Talence, France

We study the Josephson effect in clean $SI_1F_1I_2F_2I_3S$ heterojunctions, consisting of superconductors (S), metallic ferromagnets (F_1 and F_2), and insulating interfaces (I_1, I_2, I_3). We solve the scattering problem based on Bogoliubov-de Gennes equation for any transparency of interfaces, arbitrary misaligned in-plane magnetizations, and mismatch of Fermi wave vectors. Both spin singlet and triplet superconducting correlations are taken into account, and the Josephson current is calculated as a function of the ferromagnetic layers' thicknesses and of the angle between their magnetizations. We find that for weak ferromagnets the critical Josephson current I_c is a monotonic function of angle when the junction is far from 0 transitions. On the other hand, for strong ferromagnets, variation of θ induces switching between 0 and π states, and $I_c(\theta)$ oscillates with characteristic dips at the transitions. For finite transparency of interfaces, coherent geometrical oscillations of the critical Josephson current are superimposed on the oscillations related to transitions between 0 and π states. Using solutions of Gor'kov equations we calculate the pair amplitudes in ferromagnets, and find that spin triplet pair-correlations occur for non-collinear magnetizations, $\neq 0$; . However, in contrast to the dirty-limit case, the triplet component does not exhibit a long-range proximity effect.

PACS numbers: 74.50.+r, 74.45.+c

I. INTRODUCTION

The interplay between ferromagnetism and superconductivity in superconductor (S) / ferromagnet (F) hybrid structures attracts considerable interest of researchers for some time already.^{1,2,3,4} Variety of interesting theoretical predictions, such as the existence of π -state superconductivity in SF multilayers,^{5,6,7,8,9,10,11,12,13} has been already confirmed experimentally.^{14,15,16,17,18,19,20} In SFS Josephson junctions, the Zeeman effect induces both a strong decay and oscillations of superconducting correlations inside the ferromagnet.^{21,22} The corresponding damped oscillations of the Josephson critical current with thickness of the ferromagnetic layer or the exchange energy have been calculated in both the clean and the dirty limit^{7,8,9} in the framework of quasiclassical theory of superconductivity.^{23,24} Experimental evidence for such oscillating behavior in weak ferromagnetic alloys came only recently.^{18,19,20} Similar experiments with strongly spin-polarized ferromagnets^{25,26} have been performed in the spintronic setup.²⁷ However, for strong ferromagnets and finite transparency of interfaces the quasiclassical treatment is no longer valid and Bogoliubov-de Gennes or Gor'kov equations have to be solved.^{28,29}

Superconducting correlations (described by the anomalous Gor'kov Green's function) in homogeneous single-domain ferromagnetic metals in contact with conventional superconductors exhibit purely spin-singlet symmetry due to the nature of electron pairing in superconductors. Recently, heterostructures with singlet superconductors coupled by inhomogeneous ferromagnets have been extensively studied.^{30,31,32,33,34,35,36,37}

The simplest case is a two-domain geometry with collinear magnetizations, either parallel (P) or antiparallel (AP). In this case, only spin singlet superconducting correlations exist. For non-collinear magnetizations, however, spin triplet correlations are present as well. The most striking result of Bergeret et al.^{31,32,33} is that in diffusive Josephson junctions triplet component exhibits not only usual short-range correlation, but also a long-range contribution. They predict that triplet correlations should have a dramatic impact on the Josephson effect, displayed through a non-monotonic dependence of the critical current on angle between magnetizations.³³ The length scales associated with short- and long-range correlations are, respectively, $\xi_F = \hbar v_F / D_F$ and $\xi_S = \hbar v_F / k_B T$, where thermal energy $k_B T$ is usually much smaller than the exchange energy \hbar_0 , and D_F is the diffusion constant. The triplet correlations were proposed as a possible explanation for recent observation of a Josephson current through half-metallic barriers.^{38,39} It is desirable to know if such interesting effects are also relevant in ballistic SF heterostructures, where the ferromagnet coherence length $\xi_F = \hbar v_F^{(F)} / \hbar_0$ is the only characteristic length, $v_F^{(F)}$ being the Fermi velocity. Recent progress in nanofabrication technology opened the door for creation of clean junctions with a complex F interlayer of various controllable lengths, spin polarizations and domain configurations.

In this paper we investigate the Josephson effect and the nature of spin singlet and triplet pair-correlations in clean superconductor-ferromagnet heterostructures. More precisely, we consider a clean $SI_1F_1I_2F_2I_3S$ Joseph-

son junction where the ferromagnetic interlayer consists of two monodomain layers having a relative angle between their magnetizations. We calculate the Josephson current using the Bogoliubov-de Gennes formalism and demonstrate that for weak ferromagnets the critical Josephson current I_C is a monotonic function of angle when the junction is far from 0 transitions. For strong ferromagnets, or for a junction close to a 0 transition, $I_C(\alpha)$ is a non-monotonic function of α with characteristic dips corresponding to the onset of 0 transitions. In fully transparent junctions the ferromagnetic influence is practically cancelled out for antiparallel magnetizations of equal magnitudes. In the limiting case of zero exchange energy our solutions reduce to the results for $SI_1N_1I_2N_2I_3S$ junctions with complex non-ferromagnetic normal metal (N) barriers, previously studied in the quasiclassical approach.⁴⁰ We also provide parametric analytical solutions for both spin singlet and triplet superconducting pair amplitudes in the ferromagnetic layers by solving the Gor'kov equations. Our findings show that these amplitudes are oscillating and power law decaying with the distance from F-S interfaces. The similarity between two types of correlations, i.e. the absence of monotonically decaying long-range spin triplet pair amplitude, explains the monotonic dependence (far from 0 transitions) of the critical Josephson current on the angle between magnetizations. This is in a striking contrast with the dirty-limit case.

The paper is organized as follows. In Sec. II we describe the model and the formalism used for calculation of the Josephson current. In Sec. III we present numerical results for the current-phase relation, and for dependence of critical current on angle between magnetizations and thickness of ferromagnetic layers. We illustrate these results for various spin polarizations and transparencies of the interfaces. In Sec. IV we analytically solve the Gor'kov equations for ferromagnetic layers of the same, but fully transparent, heterojunction and discuss spin singlet and triplet superconducting correlations. Concluding remarks are given in Sec. V.

II. MODEL AND SOLUTION

We consider a complex clean $SI_1F_1I_2F_2I_3S$ heterojunction consisting of two superconductors (S), two uniform monodomain ferromagnetic layers (F_1 and F_2) with misorientation angle α between their magnetizations, and nonmagnetic interfacial potential barriers between metallic layers ($I_1\{I_3\}$), Fig. 1. Superconductors are described in the framework of standard BCS formalism, while the ferromagnetism is modeled by the Stoner model, using an exchange energy shift $2h(r)$ between the spin subbands.

Electron-like, and hole-like, quasiparticles with energy E and spin projection $\sigma = \uparrow, \downarrow$ are described by wavefunctions $u_\sigma(r)$ and $v_\sigma(r)$, where r is the spatial coordinate. Using the four-spinor $\Psi(r) = [u_\uparrow(r); u_\downarrow(r); v_\uparrow(r); v_\downarrow(r)]^T$,

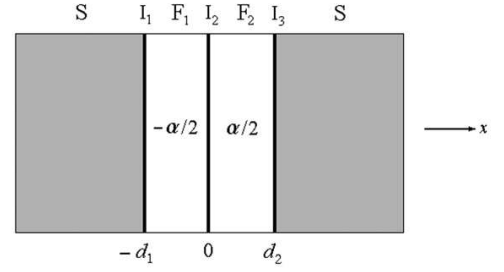


FIG. 1: Schematics of an $SI_1F_1I_2F_2I_3S$ heterojunction. Magnetization vectors lie in the y - z plane and form the opposite angles $\pm\alpha/2$ with respect to the z -axis.

We write the Bogoliubov-de Gennes equation as

$$H(\mathbf{r}) = E(\mathbf{r}); \quad (2.1)$$

where

$$H = \begin{pmatrix} \hat{H}_+(\mathbf{r}) & b(\mathbf{r}) \\ b^\dagger(\mathbf{r}) & \hat{H}_-(\mathbf{r}) \end{pmatrix}; \quad (2.2)$$

while the 2×2 blocks are given by $\hat{H}_\pm(\mathbf{r}) = H_0(\mathbf{r}) \pm h(\mathbf{r}) \sin(\alpha) b_2 \mp h(\mathbf{r}) \cos(\alpha) b_3$ and $b(\mathbf{r}) = \psi(\mathbf{r}) \hat{b}$. Here, b_i and \hat{b} are the Pauli and unity matrices, $H_0(\mathbf{r}) = \frac{\hbar^2 \mathbf{r}^2}{2m} + W(\mathbf{r})$, where μ is the chemical potential and $W(\mathbf{r}) = \sum_i W_i(\mathbf{x} - \mathbf{x}_i)$ represents the potential of interface barriers. The x -axis is chosen to be perpendicular to the layers, whereas $x_1 = -d_1$, $x_2 = 0$, and $x_3 = d_2$ are coordinates of the interfaces. The electron effective mass m is assumed to be the same throughout the layers, while moduli of the Fermi wave vectors, $k_F^{(s)} = \sqrt{2m(E_F^{(s)} - \mu)}$ and $k_F^{(f)} = \sqrt{2m(E_F^{(f)} - \mu)}$ in S and F may be different in general. Note that $E_F^{(f)} = (E_F^\uparrow + E_F^\downarrow)/2$. The in-plane, y - z , magnetizations of the neighboring F layers are not collinear in general, and the magnetic domain structure is described by the angle $\alpha(r)$ with respect to the z -axis: $\alpha(r) = \pm\alpha/2$ for $-d_1 < x < 0$ in F_1 , and $\alpha(r) = \pm\alpha/2$ for $0 < x < d_2$ in F_2 . We assume equal magnitudes of the exchange interaction in ferromagnetic domains, $h(r) = h_0(x + d_1)(d_2 - x)$, where $\theta(x)$ stands for the Heaviside step function. We also assume that superconductors are identical, and neglecting the self-consistency, we take the pair potential $\Delta(r)$ in the form

$$\Delta(r) = \frac{\hbar \Delta_0}{2} e^{i\phi/2} \theta(x + d_1) + e^{i\phi/2} \theta(x - d_2); \quad (2.3)$$

where Δ_0 is the bulk superconducting gap and ϕ is the macroscopic phase difference across the junction. The temperature dependence of Δ is given by $\Delta(T) = \Delta_0 \tanh^{-1} \frac{T_c - T}{T_c}$.⁴¹

The parallel component of the wave vector, k_{\parallel} , is conserved due to translational invariance of the junction in

directions perpendicular to the x-axis. Consequently, the wave function can be written in the form

$$\psi(x) = \begin{pmatrix} u_1(x) \\ u_2(x) \\ u_3(x) \\ v_1(x) \\ v_2(x) \\ v_3(x) \end{pmatrix} e^{ik_{jj}x} \quad (2.4)$$

where $\psi(x) = [u_1(x); u_2(x); u_3(x); v_1(x); v_2(x); v_3(x)]^T$ satisfies the boundary conditions

$$\begin{aligned} \psi(x)_{x_i+0} &= \psi(x)_{x_i-0} = \psi(x_i); \\ \frac{d\psi(x)}{dx} \Big|_{x_i+0} - \frac{d\psi(x)}{dx} \Big|_{x_i-0} &= Z_i k_F^{(s)} \psi(x_i); \end{aligned} \quad (2.5)$$

Here, $Z_i = 2m W_i / \hbar^2 k_F^{(s)}$ ($i = 1, 2, 3$) are parameters measuring the strength of each insulating interface located at $x_i = d_1, 0, d_2$.

The four independent solutions of the scattering problem for Eq. (2.1) correspond to four types of quasiparticle injection processes: an electron-like or a hole-like quasiparticle injected from either the left or from the right superconducting electrode.⁴² When an electron-like quasiparticle is injected from the left superconductor, the solutions of Eq. (2.1) are

$$\begin{aligned} u_1(x) &= (e^{ik^+x} + b_1 e^{-ik^+x}) u e^{i\varphi} \\ &+ a_1 e^{ik^-x} v e^{-i\varphi}; \end{aligned} \quad (2.7)$$

$$\begin{aligned} u_2(x) &= (e^{ik^+x} + b_2 e^{-ik^+x}) u e^{i\varphi} \\ &+ a_2 e^{ik^-x} v e^{-i\varphi}; \end{aligned} \quad (2.8)$$

$$v_1(x) = (e^{ik^+x} + b_1 e^{-ik^+x}) v + a_1 e^{ik^-x} u; \quad (2.9)$$

$$v_2(x) = (e^{ik^+x} + b_2 e^{-ik^+x}) v + a_2 e^{ik^-x} u; \quad (2.10)$$

for the left superconductor ($x < 0$),

$$u_1(x) = c_1 e^{ik^+x} u e^{i\varphi} + d_1 e^{-ik^-x} v e^{-i\varphi}; \quad (2.11)$$

$$u_2(x) = c_2 e^{ik^+x} u e^{i\varphi} + d_2 e^{-ik^-x} v e^{-i\varphi}; \quad (2.12)$$

$$v_1(x) = c_1 e^{ik^+x} v + d_1 e^{-ik^-x} u; \quad (2.13)$$

$$v_2(x) = c_2 e^{ik^+x} v + d_2 e^{-ik^-x} u; \quad (2.14)$$

for the right superconductor ($x > d_2$), and

$$\begin{aligned} u_1(x) &= C_1 e^{iq_1^+ x} \cos(\varphi) + C_2 e^{-iq_1^+ x} \cos(\varphi) \\ &+ iC_3 e^{iq_1^+ x} \sin(\varphi) - iC_4 e^{-iq_1^+ x} \sin(\varphi); \end{aligned} \quad (2.15)$$

$$\begin{aligned} u_2(x) &= iC_1 e^{iq_1^+ x} \sin(\varphi) - iC_2 e^{-iq_1^+ x} \sin(\varphi) \\ &+ C_3 e^{iq_1^+ x} \cos(\varphi) + C_4 e^{-iq_1^+ x} \cos(\varphi); \end{aligned} \quad (2.16)$$

$$\begin{aligned} v_1(x) &= iC_5 e^{iq_1^+ x} \sin(\varphi) + iC_6 e^{-iq_1^+ x} \sin(\varphi) \\ &+ C_7 e^{iq_1^+ x} \cos(\varphi) + C_8 e^{-iq_1^+ x} \cos(\varphi); \end{aligned} \quad (2.17)$$

$$\begin{aligned} v_2(x) &= C_5 e^{iq_1^+ x} \cos(\varphi) + C_6 e^{-iq_1^+ x} \cos(\varphi) \\ &+ iC_7 e^{iq_1^+ x} \sin(\varphi) - iC_8 e^{-iq_1^+ x} \sin(\varphi); \end{aligned} \quad (2.18)$$

for the left ferromagnetic layer F_1 ($-d_1 < x < 0$). Solutions for the right ferromagnetic layer F_2 ($0 < x < d_2$) can be obtained by substitution with a new set of constants $C_1^0; \dots; C_8^0$. Here, $u = \frac{p}{(1 + \epsilon E)^2}$ and $v = \frac{p}{(1 - \epsilon E)^2}$ are the BCS amplitudes, and $\epsilon = \frac{2}{E^2}$. Longitudinal (x -) components of the wave vectors are

$$k = \frac{q}{(2m\epsilon^2)(E_F^{(s)})} k_{jj}^2 \quad (2.19)$$

in superconductors, and

$$q = \frac{q}{(2m\epsilon^2)(E_F^{(f)} + \hbar_0 - E)} k_{jj}^2 \quad (2.20)$$

in ferromagnetic layers. The sign + or - in the superscript corresponds to the sign of quasiparticle energy, whereas $\epsilon = +1(-1)$ is related to the spin projection $\sigma = \uparrow(\downarrow)$.

Note that solutions for quasiparticles with opposite spin orientation in F layers are coupled due to the misorientation of magnetizations; solutions are decoupled for $\epsilon = 0$ and $\epsilon = \infty$ and in these cases spin-triplet correlations are absent. The case of transparent SFFS junctions with $\epsilon = \infty$ was treated previously by Blanter and Hekking.³⁶ For $\epsilon = 0$ and $Z_2 = 0$ solutions reduce to analytic expressions previously obtained for SIFS junctions^{28,29} with a net thickness of the ferromagnetic layer $d = d_1 + d_2$. Complete solution of the scattering problem requires determination of 24 unknown coefficients: 4 + 4 constants in superconducting electrodes (a and b in the left S, and c and d in the right S for two spin orientations) and 8 + 8 constants in ferromagnetic electrodes ($C_1; \dots; C_8$ in F_1 and $C_1^0; \dots; C_8^0$ in F_2).

When applied to the solutions given by Eqs. (2.7)-(2.18), the boundary conditions at three interfaces, Eq. (2.5), provide the necessary 24 equations. Analogously, one can find the solutions for other three channels of quasiparticle injection processes. However, the Andreev amplitudes in the first channel are sufficient to calculate the Josephson current.⁴²

III. JOSEPHSON CURRENT

The stationary Josephson current can be expressed in terms of the Andreev reflection amplitudes, $a = a(\epsilon)$, by using the temperature Green's function formalism⁴²

$$\begin{aligned} I(\epsilon) &= \frac{e}{2\pi} \sum_{k_{jj}} \int_{-\infty}^{\infty} dE \frac{1}{2} (k_n^+ + k_n^-) \frac{a_n(\epsilon)}{k_n^+} \frac{a_n(\epsilon)}{k_n^-}; \end{aligned} \quad (3.1)$$

where k_n^+ ; k_n^- , and $a_n(\epsilon)$ are obtained from k^+ ; k^- , and $a(\epsilon)$ by the analytic continuation $E \rightarrow i\epsilon$, where

the Matsubara frequencies are $\epsilon_n = k_B T (2n + 1)$, $n = 0; 1; 2; \dots$, and $\epsilon_n = \frac{\epsilon_n^2}{2}$.

For simplicity, we illustrate our results for a single transverse channel, $k_k = 0$, symmetric junctions, $d_1 = d_2 = d=2$, and equal Fermi wave vectors, $k_F^{(s)} = k_F^{(f)} = k_F$. Superconductors are characterized by fixed bulk value of the pair potential, $\Delta = E_F = 10^{-3}$. In order to adhere to realistic parameters all the examples are shown for $k_F d < 100$ since it still seems unlikely that the ballistic limit can be achieved for thicker ferromagnets.

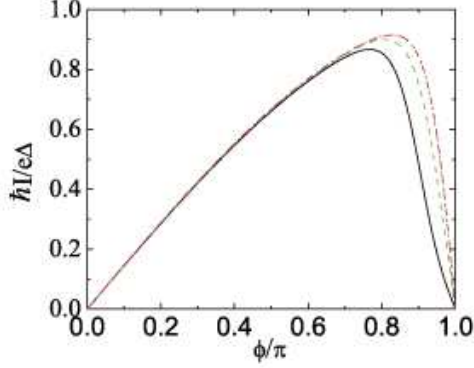


FIG. 2: Current-phase relation $I(\phi)$ for $T=T_c = 0.1$, $h_0=E_F = 0.01$, $Z_1 = Z_2 = Z_3 = 0$, $dk_F = 30$, and three different values of the misorientation angle: $\theta = 0$ (solid curve), $\theta = \pi/2$ (dashed curve), and $\theta = \pi$ (dash-dotted curve). The latter coincides with $I_c(d)$ for the corresponding SNS junction ($h_0 = 0$).

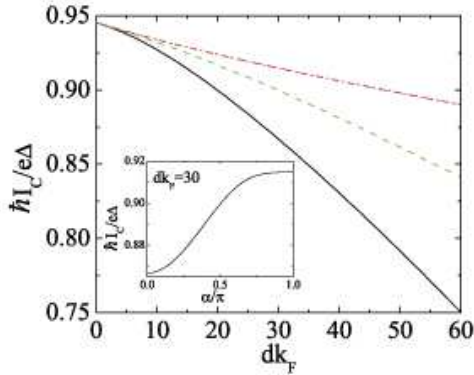


FIG. 3: Critical current I_c as a function of d for $T=T_c = 0.1$, $h_0=E_F = 0.01$, $Z_1 = Z_2 = Z_3 = 0$, and three different values of the misorientation angle: $\theta = 0$ (solid curve), $\theta = \pi/2$ (dashed curve), and $\theta = \pi$ (dash-dotted curve). The latter approximately coincides with $I_c(d)$ for the corresponding SNS junction (dotted curve). Inset: I_c as a function of α for $dk_F = 30$.

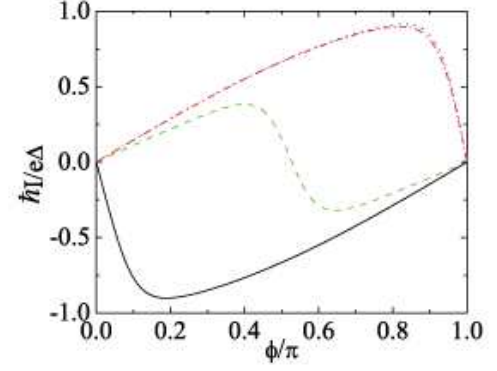


FIG. 4: Current-phase relation $I(\phi)$ for $T=T_c = 0.1$, $h_0=E_F = 0.1$, $Z_1 = Z_2 = Z_3 = 0$, $dk_F = 30$, and three different values of the misorientation angle: $\theta = 0$ (solid curve), $\theta = \pi/2$ (dashed curve), and $\theta = \pi$ (dash-dotted curve). The latter approximately coincides with $I_c(d)$ for the corresponding SNS junction (dotted curve).

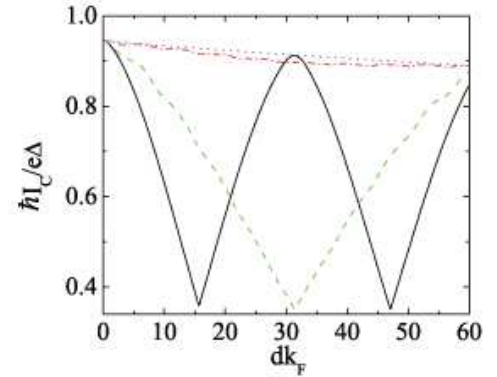


FIG. 5: Critical current I_c as a function of d for $T=T_c = 0.1$, $h_0=E_F = 0.1$, $Z_1 = Z_2 = Z_3 = 0$, and three different values of the misorientation angle: $\theta = 0$ (solid curve), $\theta = \pi/2$ (dashed curve), and $\theta = \pi$ (dash-dotted curve). Dotted curve represents $I_c(d)$ for the corresponding SNS junction ($h_0 = 0$).

For fully transparent interfaces, $Z_1 = Z_2 = Z_3 = 0$, and for a very weak exchange field, $h_0=E_F = 0.01$, the current-phase relations are shown in Fig. 2 for three different values of misorientation angle $\theta = 0, \pi/2, \pi$. The figure illustrates a junction with thin ferromagnetic interlayer, $k_F d = 30$, at low temperature $T=T_c = 0.1$. As expected, the $I(\phi)$ curve for $\theta = \pi$ is the same as for the corresponding SNS junction ($h_0 = 0$) because the effects of opposite magnetizations in F_1 and F_2 practically cancel out. The $I(\phi)$ relations are anharmonic due to full transparency and low temperature. The junction is clearly in the 0-state for all values of misorientation angle; due to the small h_0 there are no oscillations of

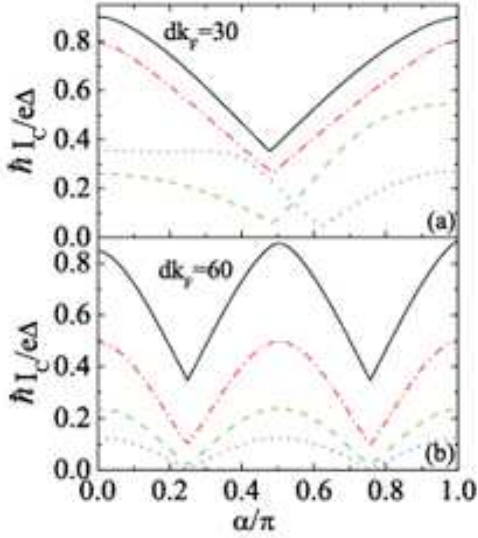


FIG. 6: Critical current I_c as a function of the misorientation angle α for $T=T_c = 0.1$, $h_0=E_F = 0.1$, and four sets of interface transparencies: $Z_1 = Z_2 = Z_3 = 0$ (solid curve), $Z_1 = Z_3 = 0$, $Z_2 = 1$ (dash-dotted curve), $Z_1 = Z_3 = 1$, $Z_2 = 0$ (dashed curve), and $Z_1 = Z_2 = Z_3 = 1$ (dotted curve). Panel (a): $dk_F = 30$. Panel (b): $dk_F = 60$. Dips in $I_c(\alpha)$ separate alternating 0 and π states, beginning with a 0 state from the left.

the critical current related to the 0 $\rightarrow \pi$ transitions for $k_F d < 100$, Fig. 3. We have shown that the critical current increases monotonically with increasing d , from the SFS ($\alpha = 0$) to the SNS ($\alpha = \pi$) value. It is evident that spin triplet correlations, present for $0 < \alpha < \pi$, here do not induce a non-monotonic variation of $I_c(\alpha)$. This is in a striking contrast with dirty limit results.³³ For larger exchange energy, $h_0=E_F = 0.1$, the current-phase relations are shown in Fig. 4 for the same values of α , $k_F d$, and $T=T_c$ as in Fig. 2. For $\alpha = \pi/2$ the $I(\phi)$ curve exhibits coexistence of 0 and π states with dominant contribution of the second harmonics, Fig. 5.⁴³ The critical Josephson current oscillates as a function of the ferromagnetic layer thickness, except for d close to π , due to 0 $\rightarrow \pi$ transitions. The period of oscillations increases with d . For example, this period is twice for $\alpha = \pi/2$ than for $\alpha = 0$. It can be shown (from the calculation of the junction energy) that dips in $I_c(d)$ curves correspond to 0 $\rightarrow \pi$ transitions.⁴³ Similar oscillations of the critical Josephson current as a function of d for fixed $k_F d$ (either 30 or 60) are shown in Fig. 6, as well as the influence of finite interfacial transparency. It can be clearly seen that the transition between 0 and π states can be induced by varying the misorientation angle α . This feature is of particular importance for experimental applications, since the fine tuning of 0 $\rightarrow \pi$ transitions could be realized more easily by varying α than by varying the thickness or temperature.

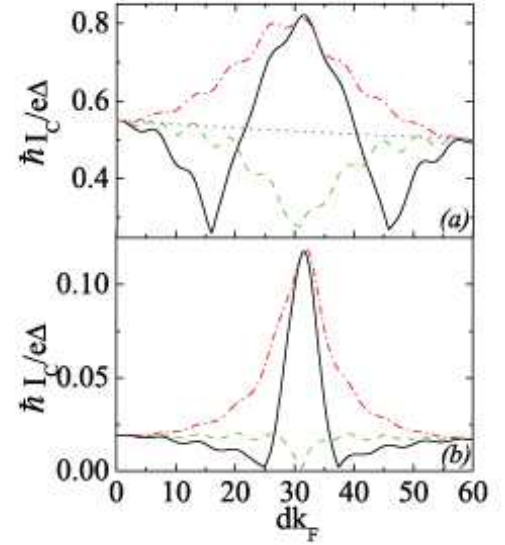


FIG. 7: Critical current I_c as a function of d for an SFIFS junction with $h_0=E_F = 0.1$ at $T=T_c = 0.1$, and three different values of the misorientation angle: $\alpha = 0$ (solid curve), $\alpha = \pi/2$ (dashed curve), and $\alpha = \pi$ (dash-dotted curve). Panel (a): $Z_1 = Z_3 = 0$, $Z_2 = 1$. Panel (b): $Z_1 = Z_3 = 0$, $Z_2 = 10$. $I_c(d)$ for the corresponding SNINS junction (dotted curves) are shown for comparison.

The influence of geometrical resonances is illustrated in Fig. 7 for $Z_1 = Z_3 = 0$, and (a) $Z_2 = 1$ and (b) $Z_2 = 10$, all other parameters being the same as in Fig. 5. Oscillations of the critical current due to geometrical resonances are superimposed on the oscillations related to the transitions between 0 and π states. This effect is clearly visible in Fig. 7(b) for low transparency of the interface between magnetic domains ($Z_2 = 10$). We emphasize that now, due to the presence of a barrier between the F layers, the magnetic influence persists for $\alpha = \pi$, and $I_c(d)$ considerably differs from the result for the corresponding SNINS junction. However, for identical domains, there are still no transitions to the π state in the AP configuration. It can be seen that the amplitudes of geometrical oscillations of the supercurrent are significantly larger in SFIFS than in the corresponding SNINS junctions (dotted curves in Fig. 7). Rapid oscillation of $I_c(d)$ also can be seen in the case of finite transparency of interfaces between ferromagnetic layers and superconductors,²⁸ for any value of α . This is due to the resonant amplification of the Josephson current by quasi-bound states entering the superconducting gap as the thickness d of the interlayer is varied. The effect of finite transparency of all the interfaces is similar. In a more realistic case of planar (multichannel) junctions these geometrical oscillations of the critical current are damped, while positions of maxima and minima are slightly shifted.²⁸ Finally, transitions between 0 and π states can be also induced by changing the temperature in a junction with low

transparency.^{28,44,45} However, from our numerical calculations we find that temperature-induced transitions are absent for non-collinear magnetization, $\epsilon \neq 0$.

IV. SUPERCONDUCTING CORRELATIONS

To analyze the spatial dependence of both spin singlet and triplet superconducting correlations in the ferromagnetic layers we can construct the anomalous Green's functions by combining the scattering amplitudes derived in the previous section.⁴⁶ However, it is more convenient to solve the Gor'kov equations directly.

The Green's function $\hat{G}_E(r_1; r_2)$ is a $(2 \times 2) \times (2 \times 2)$ matrix in the Nambu space and the Gor'kov equations can be compactly written in the form

$$E \hat{1} - \hat{H}(r_1) - \hat{G}_E(r_1; r_2) = (\tau_1 - \tau_2) \hat{1}; \quad (4.1)$$

where $\hat{H}(r_1)$ is given by Eq. (2.2), $(\tau_1 - \tau_2)$ is the Dirac delta-function, and the matrix Green's function consists of four matrix blocks.⁴⁷ For the ferromagnet, where $\epsilon = 0$, the anomalous block of Eq. (4.1) reduces to

$$E \hat{D} - \hat{D}_0(r_1) - \begin{pmatrix} F_{\#} & F_{\#}^* \\ F_{\#}^* & F_{\#} \end{pmatrix} = 0; \quad (4.2)$$

The antisymmetric combination $(F_{\#} - F_{\#}^*)/2$ describes singlet correlations, while the symmetric functions $(F_{\#} + F_{\#}^*)/2$, $F_{\#}^*$, and $F_{\#}$ are related to triplet correlations. When the exchange field $h(r)$ has the same direction in the left and the right F layer ($\epsilon = 0$ or $\epsilon = \pi$), the blocks $\hat{D}_0(r) = h(r) \hat{b}$ in \hat{H} are diagonal, and thus only the singlet correlations are present. The function $F_{\#} = F_{\#}^* = F_{\#}$ is then the usual pair amplitude, while $F_{\#}^* = F_{\#} = 0$. In general case, $0 < \epsilon < \pi$, the functions $F_{\#}$ and $F_{\#}^*$ are different, whereas $F_{\#}^*$ and $F_{\#}$ are non-zero, leading to the occurrence of triplet correlations.

From now on, we will consider anomalous Green's functions for $r_1 = r_2 = r$, and only the fully transparent SF_1F_2S structure, $Z_1 = Z_2 = Z_3 = 0$, with symmetric domains, $d_1 = d_2 = d = 2$, and with equal Fermi wave numbers, $k_F^{(s)} = k_F^{(f)} = k_F$. General solutions of Eq. (4.2) for the right ferromagnetic layer, F_2 , are then

$$F_{\#}(x) = \cos(\epsilon/2) [c_1 e^{iq_{\#}^+ x} + c_2 e^{-iq_{\#}^+ x} + i \sin(\epsilon/2) [c_3 e^{iq_{\#}^+ x} + c_4 e^{-iq_{\#}^+ x}]; \quad (4.3)$$

$$F_{\#}^*(x) = i \sin(\epsilon/2) [c_1 e^{iq_{\#}^+ x} + c_2 e^{-iq_{\#}^+ x} + \cos(\epsilon/2) [c_3 e^{iq_{\#}^+ x} + c_4 e^{-iq_{\#}^+ x}]; \quad (4.4)$$

$$F_{\#}^*(x) = i \sin(\epsilon/2) [c_5 e^{iq_{\#}^- x} + c_6 e^{-iq_{\#}^- x} + \cos(\epsilon/2) [c_7 e^{iq_{\#}^- x} + c_8 e^{-iq_{\#}^- x}]; \quad (4.5)$$

$$F_{\#}(x) = \cos(\epsilon/2) [c_5 e^{iq_{\#}^- x} + c_6 e^{-iq_{\#}^- x} + i \sin(\epsilon/2) [c_7 e^{iq_{\#}^- x} + c_8 e^{-iq_{\#}^- x}]; \quad (4.6)$$

where $q_{\#}$ are given by Eq. (2.20). Solutions for the F_1 layer can be obtained by changing $\epsilon \rightarrow \pi - \epsilon$ and using a different set of constants, c_9, \dots, c_{16} . Taking into account symmetry relations $F_{\#}(x) = F_{\#}^*(\pi - x)$ and using the continuity conditions for $F_{\#}$ and its derivative at the interface between the F layers, we find that $c_1 = c_2$; $c_3 = c_4$, $c_5 = c_6$ and $c_7 = c_8$.

Without solving the Gor'kov equations in the S layers, we relate the four unknown constants to the values of $F_{\#}$ at the F/S interfaces, which we treat as unknown parameters. Introducing the pair amplitudes

$$f_{\#}(x) = N(0) \int_0^{Z_1} dE \int_{-k_F}^{k_F} \frac{d^2 k_{\parallel}}{2 k_F^2} F_{\#}(x); \quad (4.7)$$

where $N(0)$ is the density of states at the Fermi level, we construct³³

$$f_0(x) = \frac{1}{2} [f_{\#}(x) + f_{\#}^*(x)]; \quad (4.8)$$

$$f_1(x) = f_{\#}^*(x) - f_{\#}(x); \quad (4.9)$$

$$f_3(x) = \frac{1}{2} [f_{\#}(x) - f_{\#}^*(x)]; \quad (4.10)$$

The function f_3 describes singlet, while f_0 and f_1 describe triplet correlations in the F layers; f_1 is an odd, while f_0 and f_3 are even functions of x . Here, f_0 corresponds to electron-hole pairs of zero net spin orientation, while f_1 corresponds to pairs of net spin orientation equal to ± 1 . In diffusive SF heterostructures f_3 and f_0 are of a short range, since the exchange field tends to align spins, but f_1 is of a long range and monotonically decaying.³² Here, we will argue that in ballistic SF hybrids with inhomogeneous magnetizations f_1 has an oscillatory decaying behavior similar to f_3 , the characteristic decay length being of the order of $2\pi/(k_F^* - k_F)$.

Assuming that the S layers are massive (technically speaking { finite), and neglecting the rapid oscillation in x on the atomic scale (i.e., neglecting E terms in $q_{\#}$) we can further reduce the number of undetermined constants since now $f_{\#}(x) = f_{\#}^*(x)$. Finally, we can write the solutions in a compact form as

$$f_0(x) = 0; \quad (4.11)$$

$$f_1(x) = B P(x; \epsilon) i \sin A Q(x); \quad (4.12)$$

$$f_3(x) = A P(x; \epsilon) + i \sin B Q(x); \quad (4.13)$$

where

$$A = F_{\#}(\epsilon/2) = F_{\#}^*(\epsilon/2); \quad (4.14)$$

and

$$B = F_{\#}^*(\epsilon/2) = F_{\#}(\epsilon/2); \quad (4.15)$$

In Eqs. (4.11)-(4.13) we introduced the auxiliary functions

$$P(x; \epsilon) = \int_{-k_F}^{k_F} \frac{d^2 k_{\parallel}}{2 k_F^2} \cos^2 \frac{\cos(q_{\#}^0 x)}{\cos(q_{\#}^0 d/2)} + \sin^2 \frac{\sin(q_{\#}^0 x)}{\sin(q_{\#}^0 d/2)}; \quad (4.16)$$

and

$$Q(x) = \frac{1}{2} \frac{Z}{2} \frac{d^2 k_{jj}}{k_F^2} \frac{\cos(q_F^0 x)}{\cos(q_F^0 d/2)} \frac{\sin(q_F^0 x)}{\sin(q_F^0 d/2)} ; \quad (4.17)$$

where we approximated q by

$$q^0 = \frac{r}{(2m\hbar^2)^{1/2} E_F^{(f)} + \hbar_0} k_{jj}^2 ; \quad (4.18)$$

The functions $P(x; \alpha)$ and $Q(x)$, which are relatively easy to calculate numerically, are illustrated in Fig. 8 for a particular choice of parameters. However, the same qualitative behavior is obtained for any set of parameters. This behavior is characterized by damped oscillations with the distance from the F-S interfaces, the period of oscillations being on the order of the ferromagnet coherence length $2 = (k_F - k_F)$. Qualitatively the same result is obtained for clean SF₂ trilayers with arbitrary orientation of magnetizations.⁴⁸

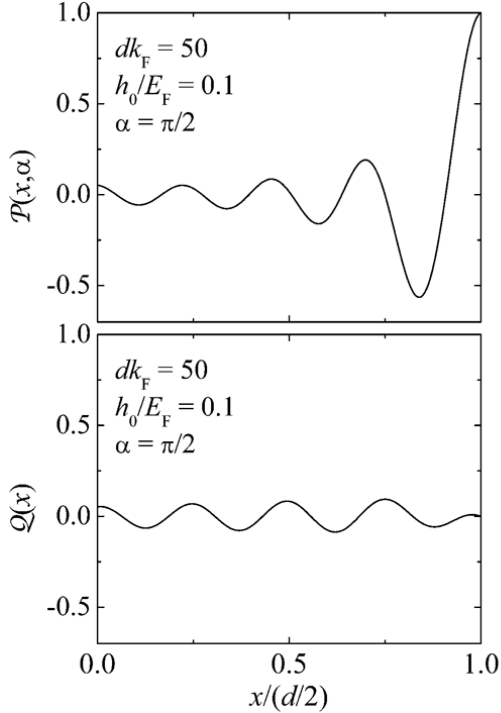


FIG. 8: Auxiliary functions $P(x; \alpha)$ and $Q(x)$, defined by Eqs. (4.16) and (4.17), for the right F layer in a transparent SF₂ junction with $dk_F = 50$, $h_0 = E_F = 0.1$, and $\alpha = \pi/2$.

V. CONCLUSION

We have studied the Josephson effect in clean superconductor-ferromagnet heterojunctions containing

two mono-domain ferromagnetic layers with arbitrary transparency of the interfaces and any angle between magnetizations, including two previously considered limiting cases $\alpha = 0$ and $\alpha = \pi$.^{28,36} The Josephson current is calculated numerically via Bogoliubov-de Gennes formalism. We have found that transitions between 0 and π states, resulting in characteristic dips in $I_c(\alpha)$ curves, can be induced by varying the relative orientation of magnetizations. In SF₂ junctions with mono-domain ferromagnetic layer this can be obtained only by changing the thickness or strength of the ferromagnet. In contrast to the dirty limit case, far from the 0- π transitions the spin triplet superconducting correlations do not lead to non-monotonic dependence of the critical Josephson current on the angle between the magnetizations. While in fully transparent junctions the non-monotonic dependence of the critical Josephson current on junction parameters is related only to the 0- π transitions, pronounced geometrical oscillations occur for finite transparency of interfaces due to coherent contribution of quasiparticle transmission resonances (quasi-bound states) to the Andreev process.

Furthermore, we have analyzed the nature of spin triplet superconducting correlations in ferromagnetic layers by solving the Gorkov equations in the clean limit. We have found that both spin singlet and triplet correlations are oscillating and power law decaying with the distance from the F-S interfaces. Similar behavior of these correlations, i.e. the absence of monotonically decaying long-range triplet pair amplitude, which is in a striking contrast with the dirty-limit case, explains the monotonic dependence of I_c on α in the case of very weak ferromagnets.

In conclusion, due to recent progress in nanofabrication techniques,⁴⁹ the $SI_1F_1F_2I_2S$ junction may be realized in the clean regime in a setup where the angle α could be tuned by a weak external magnetic field. We thus suggest experimental investigation of the predicted control of the critical current by the angle between magnetizations in Josephson junctions with magnetic bilayers, including triggering of 0- π transitions.

VI. ACKNOWLEDGMENT

The work was supported in part by French ECO-NET EGIDE program, and by the Serbian Ministry of Science, Project No. 141014.

- ¹ A. I. Buzdin, *Rev. Mod. Phys.* 77, 935 (2005).
- ² A. A. Golubov, M. Yu. Kupriyanov, and E. Il'ichev, *Rev. Mod. Phys.* 76, 411 (2004).
- ³ I. F. Lyuksyutov and V. L. Pokrovsky, *Adv. Phys.* 54, 67 (2005).
- ⁴ F. S. Bergeret, A. F. Volkov, and K. B. Efetov, *Rev. Mod. Phys.* 77, 1321 (2005).
- ⁵ L. N. Bulaevskii, V. V. Kuzii, and A. A. Sobyenin, *Pis'ma Zh. Eksp. Teor. Fiz.* 25, 314 (1977) [*JETP Lett.* 25, 290 (1977)].
- ⁶ P. Fulde and A. Ferrell, *Phys. Rev.* 135, A550 (1964); A. Larkin and Y. Ovchinnikov, *Sov. Phys. JETP* 20, 762 (1965).
- ⁷ A. I. Buzdin, L. N. Bulaevskii, and S. V. Paniukov, *Pis'ma Zh. Eksp. Teor. Fiz.* 35, 147 (1982) [*JETP Lett.* 35, 178 (1982)].
- ⁸ Z. Radovic, M. Ledvij, L. Dobrosavljevic-Grujic, A. I. Buzdin, and J. R. Clem, *Phys. Rev. B* 44, 759 (1991).
- ⁹ A. I. Buzdin and M. Y. Kupriyanov, *Pis'ma Zh. Eksp. Teor. Fiz.* 52, 1089 (1990) [*JETP Lett.* 52, 487 (1990)]; *Pis'ma Zh. Eksp. Teor. Fiz.* 53, 308 (1991) [*JETP Lett.* 53, 321 (1991)].
- ¹⁰ E. A. Demler, G. B. Arnold, and M. R. Beasley, *Phys. Rev. B* 55, 15 174 (1997).
- ¹¹ L. R. Tagirov, *Physica C* 307, 145 (1998).
- ¹² Ya. V. Fominov, N. M. Chitchev, and A. A. Golubov, *Phys. Rev. B* 66, 014507 (2002).
- ¹³ A. Bagrets, C. Lacroix, and A. Vedyayev, *Phys. Rev. B* 68, 054532 (2003).
- ¹⁴ J. S. Jiang, D. Davidovic, D. H. Reich, and C. L. Chien, *Phys. Rev. Lett.* 74, 314 (1995).
- ¹⁵ L. Lazar, K. Westerholt, H. Zabel, L. R. Tagirov, Yu. V. Goryunov, N. N. Garifyanov, and I. A. Garifullin, *Phys. Rev. B* 61, 3711 (2000).
- ¹⁶ I. A. Garifullin, D. A. Tikhonov, N. N. Garifyanov, L. Lazar, Yu. V. Goryunov, S. Ya. Khlebnikov, L. R. Tagirov, K. Westerholt, and H. Zabel, *Phys. Rev. B* 66, 020505(R) (2002).
- ¹⁷ Y. Ohi, M. Ikebe, and H. Fujishiro, *Phys. Rev. Lett.* 94, 057008 (2005).
- ¹⁸ V. V. Ryazanov, V. A. Oboznov, A. Yu. Rusanov, A. V. Veretennikov, A. A. Golubov, and J. Aarts, *Phys. Rev. Lett.* 86, 2427 (2001).
- ¹⁹ T. Kontos, M. Aprili, J. Lesueur, and X. G. G. Grison, *Phys. Rev. Lett.* 86, 304 (2001).
- ²⁰ V. Zdravkov, A. Sidorenko, G. Obermeyer, S. Gsell, M. Schreck, C. Muller, S. Horn, R. Tidecks, L. R. Tagirov, *cond-mat/0602448*.
- ²¹ V. V. Ryazanov, V. A. Oboznov, A. S. Prokoryev, V. V. Bolginov, and A. K. Feofanov, *J. Low Temp. Phys.* 136, 385 (2004).
- ²² K. Haltemann and O. T. Valls, *Phys. Rev. B* 65, 014509 (2001); *Phys. Rev. B* 69, 014517 (2004).
- ²³ G. Eilenberger, *Z. Phys.* 214, 196 (1968).
- ²⁴ K. L. Usadel, *Phys. Rev. Lett.* 25, 507 (1970).
- ²⁵ Y. Blum, A. Tsukernik, M. Karpovskii, and A. Palevski, *Phys. Rev. Lett.* 89, 187004 (2002).
- ²⁶ C. Bell, R. Lohse, G. Bunnell, and M. G. Blamire, *Phys. Rev. B* 71, 180501(R) (2005).
- ²⁷ I. Zutic, J. Fabian, and S. Das Sarma, *Rev. Mod. Phys.* 76, 323 (2004).
- ²⁸ Z. Radovic, N. Lazarides, and N. Flytzanis, *Phys. Rev. B* 68, 014501 (2003).
- ²⁹ J. Cayssol and G. Montambaux, *Phys. Rev. B* 71, 012507 (2005).
- ³⁰ F. S. Bergeret, A. F. Volkov, and K. B. Efetov, *Phys. Rev. Lett.* 86, 4096 (2001).
- ³¹ F. S. Bergeret, A. F. Volkov, and K. B. Efetov, *Phys. Rev. Lett.* 86, 3140 (2001); *Phys. Rev. B* 64, 134506 (2001).
- ³² A. F. Volkov, F. S. Bergeret, and K. B. Efetov, *Phys. Rev. Lett.* 90, 117006 (2003).
- ³³ F. S. Bergeret, A. F. Volkov, and K. B. Efetov, *Phys. Rev. B* 68, 064513 (2003).
- ³⁴ A. Kadigrobov, R. I. Shekhter and M. Jonson, *Europhys. Lett.* 54, 394 (2001).
- ³⁵ M. Eschrig, J. Kopu, J. C. Cuevas, and G. Schon, *Phys. Rev. Lett.* 90, 137003 (2003).
- ³⁶ Ya. M. Blanter and F. W. J. Hekking, *Phys. Rev. B* 69, 024525 (2004).
- ³⁷ T. Champel and M. Eschrig, *Phys. Rev. B* 72, 054523 (2005).
- ³⁸ R. S. Keizer, S. T. B. Goennenwein, T. M. Klapwijk, G. Miao, G. Xiao, and A. Gupta, *Nature* 439, 825 (2006).
- ³⁹ V. Pena, Z. Sefrioui, D. Arias, C. Leon, J. Santamaria, M. Varela, S. J. Pennycook, and J. L. Martinez, *Phys. Rev. B* 69, 224502 (2004).
- ⁴⁰ A. V. Galaktionov and A. D. Zaikin, *Phys. Rev. B* 65, 184507 (2002).
- ⁴¹ B. Muhlischlegel, *Z. Phys.* 155, 313 (1959).
- ⁴² A. Furusaki and M. Tsukada, *Solid State Commun.* 78, 299 (1991); *Phys. Rev. B* 43, 10164 (1991).
- ⁴³ Z. Radovic, L. Dobrosavljevic-Grujic, and B. Vujcic, *Phys. Rev. B* 63, 214512 (2001).
- ⁴⁴ N. M. Chitchev, W. Belzig, Yu. V. Nazarov, and C. Bruder, *Pis'ma Zh. Eksp. Teor. Fiz.* 74, 357 (2001) [*JETP Lett.* 74, 323 (2001)].
- ⁴⁵ Yu. S. Barash, I. V. Bobkova, and T. Kopp, *Phys. Rev. B* 66, 140503(R) (2002).
- ⁴⁶ C. Ishii, *Prog. Theor. Phys.* 44, 1525 (1970).
- ⁴⁷ J. B. Ketterson and S. N. Song, *Superconductivity*, (Cambridge University press, 1999).
- ⁴⁸ M. Bozovic and Z. Radovic, *cond-mat/0605355*.
- ⁴⁹ I. Bozovic, G. Logvenov, M. A. J. Verhoeven, P. Caputo, E. G. Oldobin, and T. H. Geballe, *Nature* 422, 873 (2003); I. Bozovic, *IEEE Trans. Appl. Supercond.* 11, 2886 (2001).