

Dimensional Control of Antilocalisation and Spin Relaxation in Quantum Wires

S. Kettemann

I. Institut f. Theoretische Physik, Universität Hamburg, Hamburg 20355, Germany

The weak localisation correction to the conductivity for quantum wires with Rashba and Dresselhaus spin-orbit coupling as function of wire width W is calculated analytically, by a solution of the Cooperon equation. The spin relaxation rate is found to be diminished as W becomes smaller than the bulk spin-orbit length L_{SO} . As a result, the sign of the conductivity correction switches to weak localisation, positive magnetoconductivity, when the wire width is smaller than L_{SO} . In between, a regime of very weak magnetoconductivity is found. A relaxation rate due to the cubic Dresselhaus coupling γ with a corresponding length scale L_γ remains however even in narrow wires $W \ll L_{SO}$. At low temperature an antilocalisation peak with negative magnetoconductivity is therefore recovered when the dephasing length exceeds L_γ .

PACS numbers: 72.10.Fk, 72.15.Rn, 73.20.Fz

The quantum interference of electrons in low dimensional disordered conductors is known to result in quantum corrections to the electrical conductivity. While in weakly disordered conductors these corrections are small compared to their classical conductivity, they do result in prominent effects, the weak localisation effect, and the universal conductance fluctuations, which are directly affected by dephasing and symmetry breaking mechanisms in conductors[1]. The growing interest in the control of both charge and spin degrees of freedom challenges our well established understanding of these quantum phenomena. The entanglement of spin and charge by the spin-orbit interaction is known to reverse the effect of weak localisation, and enhances the conductivity, the weak antilocalisation effect. This effect has been predicted and studied in detail by Hikami, Larkin and Nagaoka in 1980 by a diagrammatic expansion method, for conductors with impurities of heavy elements[2]. The spin-orbit interaction of the electrons, scattering from these impurities can be treated perturbatively, and results in spin relaxation. That spin relaxation suppresses the interference of time reversed paths in the spin triplet configurations, while the interference in the singlet configuration, which reduces the return probability, remains unaffected. Thereby, the sum of the quantum corrections changes its sign, and the conductivity is enhanced, the antilocalisation. When applying a magnetic field, also the corrections from the singlet configurations are suppressed, and the conductivity is reduced, resulting in negative magnetoconductivity. If the host lattice of the electrons provides spin-orbit interaction, the quantum corrections to the conductivity have to be calculated in the basis of the eigenstates including the spin-orbit interaction. In 2-dimensional electron systems (2DES) the Hamiltonian with spin-orbit interaction is

$$H_0 = \frac{\hbar^2}{2m_e} \mathbf{k}^2 + \hbar \sigma \mathbf{\Omega}, \quad (1)$$

m_e is the effective electron mass, $\mathbf{\Omega}^T = (\Omega_x, \Omega_y)$, are the precession frequencies of the electron spin around the x -

and y -axis. σ_i , $i = x, y$ are Pauli matrices. The breaking of inversion symmetry causes a spin-orbit interaction, cubic in momentum with coefficient γ . In a 2DES, this results in a term linear in the momenta k_x, k_y in the plane of the 2D system, and quadratic in the expectation value of the momentum perpendicular to the plane, $\langle k_z^2 \rangle$, as well as in terms, cubic in the in plane momenta: [3]

$$\mathbf{\Omega}_D = \alpha_1 (-\hat{e}_x k_x + \hat{e}_y k_y) / \hbar + \gamma (\hat{e}_x k_x k_y^2 - \hat{e}_y k_y k_x^2) / \hbar, \quad (2)$$

$\alpha_1 = \gamma \langle k_z^2 \rangle$ is the Dresselhaus parameter. Since for 2DES, $\langle k_z^2 \rangle \sim 1/a^2 \geq k_F^2$, where a is the thickness of the 2DES, and k_F the Fermi wave number, the linear term does exceed the cubic terms. Asymmetric confinement of the 2DES causes the Rashba term[4],

$$\mathbf{\Omega}_R = \alpha_2 (\hat{e}_x k_y - \hat{e}_y k_x) / \hbar. \quad (3)$$

The Rashba parameter α_2 is a measure of the asymmetry of the confinement potential of the 2DES[4].

The quantum correction to the conductivity $\Delta\sigma$ arises from the fact, that the quantum return probability to a given point \mathbf{x}_0 after a time t , $P(t)$, is different from the classical return probability due to classical diffusion. Thereby, $\Delta\sigma$ can be related to the quantum mechanical return probability $P_{QM}(t) = \lambda_F^d(t) n(\mathbf{x}_0, t)$ (λ_F denotes the Fermi wave length, d the dimension of diffusion, and n the electron density). For an uncorrelated disorder potential, $V(x)$, with $\langle V \rangle = 0$ and $\langle V(x)V(x') \rangle = \delta(x - x') / 2\pi\nu\tau$, ($\nu = m / (2\pi\hbar^2)$ is the average density of states per spin channel, τ the elastic mean free time) we can perform the disorder average. Going then to momentum representation, and summing up ladder diagrams to take account of the diffusive motion, one finds the quantum correction to the conductivity,[2]

$$\Delta\sigma = -\frac{2e^2}{h} \frac{\hbar D}{V_{ol.}} \sum_{\mathbf{Q}} \sum_{\alpha, \beta=\pm} \hat{C}_{\alpha\beta\beta\alpha, \omega=0}(\mathbf{Q}), \quad (4)$$

where D is the diffusion constant, and the Cooperon propagator \hat{C} is for $\epsilon_F \tau \gg 1$ (with Fermi energy ϵ_F),

$$\hat{C}(\mathbf{Q}) = \frac{\tau}{\hbar} \left(1 - \int \frac{d\Omega}{\Omega} \left[1 + i \frac{\tau}{\hbar} \mathbf{v}(\hbar \mathbf{Q} + 2e\mathbf{A} + 2m_e \hat{\mathbf{a}} \mathbf{S}) \right] \right)$$

$$\left. -i\frac{\tau}{\hbar}g(\sigma' - \sigma)\mathbf{B} \right]^{-1} \Big)^{-1}. \quad (5)$$

The integral is over all angles of the velocity \mathbf{v} on the Fermi surface. Ω is the total angle. e the electron charge, \mathbf{A} the vector potential, and g the effective Zeeman-g-Factor. \mathbf{S} is the total spin vector of the spins in the retarded and advanced propagators: $\mathbf{S} = (\sigma + \sigma')/2$, with the vector of Pauli matrices σ . \hat{a} is the 2 by 2 matrix

$$\hat{a} = \frac{1}{\hbar} \begin{pmatrix} -\alpha_1 + \gamma k_y^2 & -\alpha_2 \\ \alpha_2 & \alpha_1 - \gamma k_x^2 \end{pmatrix}. \quad (6)$$

In 2D, the angular integral is continuous from 0 to 2π , yielding to lowest order in $(\mathbf{Q} + 2e\mathbf{A} + 2m\hat{a}\mathbf{S})$, neglecting the Zeeman coupling,

$$\hat{C}(\mathbf{Q}) = \frac{\hbar}{D(\hbar\mathbf{Q} + 2e\mathbf{A} + 2e\mathbf{A}_S)^2 + H_\gamma}. \quad (7)$$

Note that the effective vector potential due to spin-orbit interaction couples to the total spin \mathbf{S} , $e\mathbf{A}_S = m_e\hat{a}\mathbf{S}$, where $\hat{a} = \langle \hat{a} \rangle$. The cubic Dresselhaus term is reducing the effect of the linear one to $\alpha_1 - m_e\gamma\epsilon_F/2$. Furthermore, it causes an additional spin relaxation term,

$$H_\gamma = D\frac{m_e^2\epsilon_F^2\gamma^2}{\hbar^2}(S_x^2 + S_y^2). \quad (8)$$

\hat{C} decouples in a spin singlet $|S=0; m=0\rangle$ and a triplet sector $|S=1; m=0, \pm\rangle$, yielding the quantum conductivity as a sum of singlet and triplet terms,

$$\Delta\sigma = -2\frac{e^2}{h}\frac{\hbar D}{V_{ol.}} \sum_{\mathbf{Q}} \left(-\frac{\hbar}{D(\hbar\mathbf{Q} + 2e\mathbf{A})^2} + \sum_{m=0,\pm 1} \langle s=1, m | \hat{C}(\mathbf{Q}) | s=1, m \rangle \right), \quad (9)$$

There have been various levels of approximation to the triplet term in the literature [5, 6, 7, 8]. When neglecting the Zeeman term, the spin-orbit interaction suppresses only the triplet channels, and the singlet part remains as the only quantum correction. Having a negative sign, the conductivity becomes enhanced, or antilocalised.

In 2D, one can treat the magnetic field nonperturbatively, by using the basis of Landau bands[2]. In wires with widths smaller than the cyclotron length $k_F l_B^2$, where l_B is the magnetic length, defined by $Bl_B^2 = \hbar/e$, the Eigenfunctions of the Cooperon equation are not Landau functions. Since the quantum corrections are due to interference between closed time reversed paths, every closed path acquires a magnetic phase, and even a weak magnetic field disturbs the interference. Averaging over all paths, the rate with which the magnetic field breaks the time reversal invariance, $1/\tau_B$, effectively adds to the dephasing rate $1/\tau_\varphi$. In 2D systems, $1/\tau_B$ is obtained by the condition that the path which an electron diffuses

in the time τ_B , encloses exactly one magnetic flux quantum. Thus, in 2D, the magnetic diffusion length equals the magnetic length, or $D\tau_B = l_B^2$. In wires of finite width W , this condition is changed when the magnetic length is larger than W , since the area which the electron path can enclose in a time τ_B is then $W\sqrt{D\tau_B}$. Requiring that it encloses one flux quantum, one obtains, $1/\tau_B = De^2W^2B^2/(3\hbar^2)$. One can obtain a crossover formula, valid for any magnetic field,

$$\frac{1}{\tau_B} = \frac{D}{l_B^2} \left(1 - \frac{1}{1 + W^2/3l_B^2} \right), \quad (10)$$

Thus, it is sufficient to diagonalise the Cooperon propagator, Eq.(7), without magnetic field, and to insert then the magnetic rate $1/\tau_B$, Eq. (10). The Cooperon propagator can be diagonalised in 2D for pure Rashba coupling, $\alpha_1 = 0, \gamma = 0$, or pure Dresselhaus coupling $\alpha_2 = 0$ [5, 9]. Keeping only the Rashba coupling, α_2 , the three triplet Cooperon Eigenvalues are found to be in 2D

$$E_{T,0}/(D\hbar) = \mathbf{Q}^2 + Q_{SO}^2, \\ E_{T,\pm}/(D\hbar) = \mathbf{Q}^2 + \frac{3}{2}Q_{SO}^2 \pm \frac{1}{2}Q_{SO}^2 \sqrt{1 + 16\frac{\mathbf{Q}^2}{Q_{SO}^2}}, \quad (11)$$

where $Q_{SO} = 2m_e\alpha_2/\hbar^2$. Approximating $E_{T,\pm}/(D\hbar) \approx (Q \pm Q_{SO})^2 + Q_{SO}^2/2$, as plotted for comparison with the exact dispersion in Fig. 1, we obtain by integrating over the 2D momenta, the 2D quantum corrections as

$$\Delta\sigma = -\frac{1}{2\pi} \ln \frac{H_\varphi}{H_\varphi + H_{SO}} + \frac{1}{\pi} \ln \frac{H_\varphi + H_{SO}/2}{H_\tau}, \quad (12)$$

in units of e^2/h . All parameters are rescaled to dimensions of magnetic fields: $H_\varphi = \hbar/(4eD\tau_\varphi)$, $H_\tau = \hbar/(4eD\tau)$, and the spin-orbit field $H_{SO} = \hbar/(4eD\tau_{Sxx}) = \hbar Q_{SO}^2/(4e)[5]$. The spin-orbit relaxation rate of the x-component of the spin is $1/\tau_{Sxx} = 2p_F^2\alpha_1^2\tau$ [5, 9], and related to the spin-orbit gap $\Delta_{SO} = \hbar v_F Q_{SO}$, $1/\tau_{Sxx} = \tau(\Delta_{SO}/\hbar)^2/d$. It is caused by the fact that elastic scattering from impurities results in the presence of spin-orbit interaction in spin relaxation[10]. Since two of the minima of the triplet modes are shifted to nonzero wave vectors, $Q = \pm Q_{SO}$, the relevant spin-orbit gaps are by a factor 1/2 smaller, than given in Ref. [9], where the spin-orbit gap was evaluated at $Q = 0$, only.

Without spin-orbit interaction, the conductivity of quantum wires with width $W < L_\varphi$ is dominated by the transverse zero mode, $Q_y = 0$. Adopting this in the presence of spin-orbit interaction yields the quasi-1D weak localisation correction as

$$\Delta\sigma = \frac{\sqrt{H_W}}{\sqrt{H_\varphi + B^*(W)/4}} - \frac{\sqrt{H_W}}{\sqrt{H_\varphi + B^*(W)/4 + H_{SO}}} - 2\frac{\sqrt{H_W}}{\sqrt{H_\varphi + B^*(W)/4 + H_{SO}/2}}, \quad (13)$$

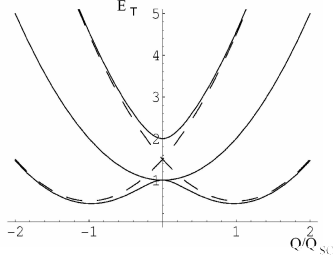


FIG. 1: Dispersion of the Triplet modes in 2D in units of $\hbar D Q_{SO}^2$ (full lines). The dashed lines indicate the approximate dispersion, Eq. (12). Note that the magnetoconductivity is dominated by the minima of the dispersion in Q (as plotted in units of Q_{SO}). The lowest minima are found to be at $Q = Q_{SO}$ rather than at $Q = 0$.

which is given in units of e^2/h . We defined $H_W = \hbar/(4eW^2)$, and the effective external magnetic field as it enters the weak localisation correction,

$$B^*(W) = B(1 - \frac{1}{1 + W^2/3l_B^2}). \quad (14)$$

This equation is similar to the one used previously for narrow GaAs wires[11], but there it had been assumed that all three triplet modes are equal.

However, in the presence of spin-orbit interaction, one cannot obtain the correct quasi-1-D limit by setting simply $Q_y = 0$, but rather one has to solve the Cooperon equation with the modified boundary conditions[8],

$$(-i\partial_y + 2eA_{Sy})C(x, y = \pm W/2) = 0. \quad (15)$$

for all x . Since this equation can not be fulfilled by transverse zero modes, $Q_y = 0$, one should perform a non-Abelian gauge transformation [8]. In quantum wires these boundary conditions apply only in the transverse direction, when the dephasing length L_φ does not exceed the length of the wire. Thus, a unitary transformation should be done in that direction, only, as given by $U = \exp(i2eA_{Sy}y/\hbar)$. The effective quasi-1-dimensional Cooperon propagator is then obtained by taking the transverse 0-mode expectation value of the gauge transformed inverse Cooperon propagator, where additional terms are created due to the non-Abelian character of this transformation. Diagonalising it, neglecting the small relaxation due to cubic Dresselhaus coupling of the order of E_γ , and using $Q_{SO}^2 = Q_D^2 + Q_R^2$ where Q_D is related to the linear and cubic Dresselhaus spin-orbit coupling by $Q_D = m_e(2\alpha_1 - m_e\epsilon_F\gamma)/\hbar$, while Q_R depends on the linear Rashba coupling: $Q_R = 2m_e\alpha_2/\hbar$, we find that the dispersion of the quasi-1D triplet modes is given by

$$E_{T0} = DQ_x^2 + DQ_{SO}^2\delta_s^2 \left(\frac{1}{2}t\delta_s^2 + 2c(1 - \delta_s^2) \right),$$

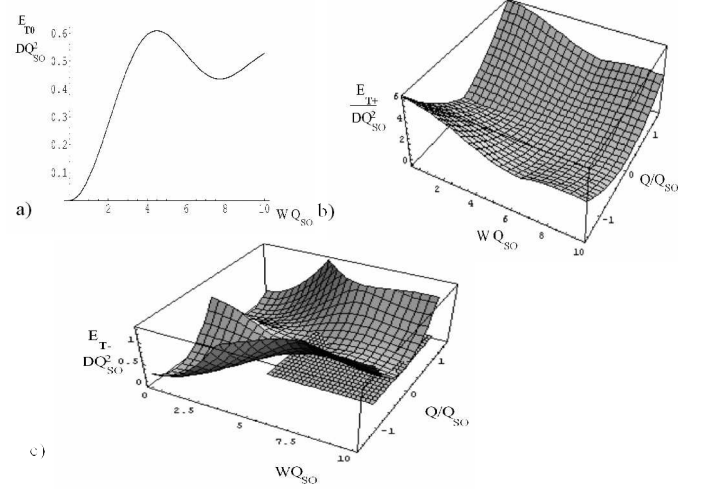


FIG. 2: Plots for pure Rashba coupling, $\delta_s = 1$ of a) Gap of the Triplet mode E_{T0} as function of wire width, W , in units of $L_{SO} = 1/Q_{SO}$. b) Dispersion of the Triplet mode E_{T+} , and c) of the Triplet mode E_{T-} as function of wire width, W , and momentum Q , scaled with Q_{SO} . In c) we included a plot of $E/(\hbar D Q_{SO}^2) = 1/2$ for comparison.

$$E_{T\pm} = DQ_x^2 + \frac{1}{2}DQ_{SO}^2 \left(2 - \frac{1}{2}t\delta_s^4 - 2c\delta_s^2(1 - \delta_s^2) \pm \sqrt{h(\delta_s) + 16\frac{Q_x^2}{Q_{SO}^2}(1 + c(c-2)\delta_s^2)} \right), \quad (16)$$

where

$$\delta_s = \frac{Q_R^2 - Q_D^2}{Q_{SO}^2}, \quad c = 1 - \frac{2\sin(Q_{SO}W/2)}{Q_{SO}W}, \quad (17)$$

$$t = 1 - \frac{\sin(Q_{SO}W)}{Q_{SO}W}, \quad (18)$$

and $h(\delta_s) = t\delta_s^8/4 + \delta_s^2(1 - \delta_s^2)(4c^2(1 - 3\delta_s^2 + 3\delta_s^4) + t^2\delta_s^2(1 + \delta_s^2) - 6ct\delta_s^4)$. In Fig.(2), the gap of E_{T0} and the full dispersion of the other two triplet modes are plotted for pure Rashba coupling, $\delta_s = 1$, which is relevant for InAs, as function of the wire width W as scaled with Q_{SO} . In Fig(3) the magnetoconductivity is plotted for pure Rashba coupling, $\delta_s = 1$, as function of the wire width W , as obtained by inserting Eq. (16), into the expression for the quantum correction to the conductivity Eq. (9), and performing the integral over momentum Q_x numerically. We note a change of sign from weak antilocalisation to weak localisation as $Q_{SO}W$ becomes smaller than 1. In the crossover regime $Q_{SO}W \approx 1$ very weak magnetoconductivity is found. Such a behaviour has recently been observed in narrow InAs quantum wires[12].

In the limit $WQ_{SO} \gg 1$ the gaps of the triplet mode dispersions, Eq. (16), do coincide with the 2D gap values, $\hbar D Q_s^2(1/2, 1/2, 1)$, of Eqs. (11), noting that the spin

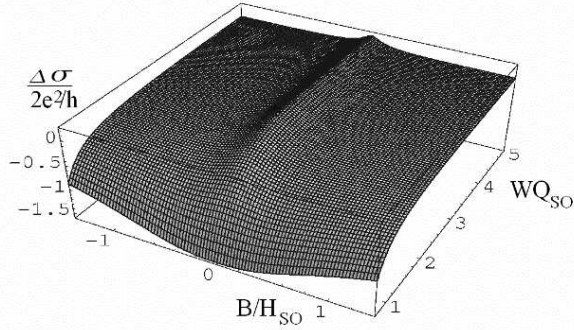


FIG. 3: The quantum conductivity correction in units of $2e^2/h$ as function of the magnetic field, scaled with the bulk spin-orbit field H_{SO} , and the wire width W , scaled with spin-orbit length for pure Rashba coupling, $\delta_s = 1$.

quantisation axis, and thereby the quantum number m , is rotated by the unitary transformation. For $WQ_{SO} < 1$ the spin-orbit gap of the triplet mode E_{T0} is to first order in t and c given by $\Delta_0 = DQ_{SO}^2(2c\delta_s^2(1-\delta_s^2)+t\delta_s^4/2)$ and the one of $E_{T\pm}$ is $\Delta_{\pm} = \Delta_0/2 + DQ_{SO}^2(2c-t/2)\delta_s^4$. Thus, for $WQ_{SO} \ll 1$ the weak localisation correction is again given by the simple form, Eq.(13), when the spin-orbit field H_{SO} is substituted by the reduced field,

$$H_{SO}^*(W) = H_{SO} \frac{1}{12} \left(\frac{W}{L_{SO}} \right)^2 \delta_s^2. \quad (19)$$

This suppression is identical to the one of the effective magnetic field entering the weak localisation correction in a diffusive wire, Eq. (14) [13]. As W increases beyond the spin-orbit length L_{SO} , we do find that the gaps in the triplet Cooperon modes do approach their 2D limiting values in an oscillatory manner. We cannot rule out that this peculiar behavior is due to the fact that we diagonalised the projection of the gauge transformed Hamiltonian on the transverse 0-mode, while for $WQ_{SO} > 1$ the coupling to higher transverse modes does become relevant, so that the oscillatory behaviour is smoothened when including the coupling to the higher harmonics[14]. One can expect that in ballistic wires, $l_e > W$, the spin relaxation rate is suppressed in analogy to the flux cancellation effect, yielding a weaker rate, $1/\tau_B = (W/Cl_e)(DW^2/3l_B^4)$, where $C = 10.8$ [15].

We conclude that in wires whose width W is smaller than the spin relaxation length L_{SO} , the spin relaxation due to linear Rashba and Dresselhaus spin-orbit coupling is suppressed, Eq. (19), resulting in weak localisa-

tion, positive magnetoconductivity. Since there remains a small spin relaxation due to the cubic Dresselhaus term, $E_{\gamma}/\hbar = DQ_{\gamma}^2 = D(m_e^2\epsilon_F\gamma/\hbar)^2/\hbar$, at lower temperatures, when the dephasing length L_{φ} exceeds $L_{\gamma} = 1/Q_{\gamma}$, a weak antilocalisation peak with negative magnetoconductivity is recovered at small magnetic fields, $l_B > L_{\gamma}$. A reduction of the spin relaxation rate has recently been observed in transport measurements of InAs quantum wires[16], where $\delta_s \approx 1$, and in GaAs wires[17], as well as in numerical calculations[18].

We thank V. L. Fal'ko, and F. E. Meijer for stimulating discussions, and I. Aleiner, C. Marcus, T. Ohtsuki, K. Slevin, K. Dittmer, and J. Ohe for helpfull discussions. We gratefully acknowledge the hospitality of the MIPPKS in Dresden, the Physics Department of Sophia University, Tokyo and the Aspen Center for Physics. This work was supported by grant SFB508 B9.

-
- [1] B. L. Altshuler, A. G. Aronov, D. E. Khmelnitskii, and A. I. Larkin, in Quantum Theory of Solids, edited by I. M. Lifshits (Mir, Moscow, 1982); G. Bergmann, Phys. Rep. **107**, 1 (1984); S. Chakravarty, A. Schmid, Phys. Rep. **140**, 193 (1986).
 - [2] S. Hikami, A. I. Larkin, and Y. Nagaoka, Prog. Theor. Phys. **63**, 707 (1980).
 - [3] G. Dresselhaus, Phys. Rev. **100**, 580(1955).
 - [4] E. I. Rashba, Fiz. Tverd. Tela (Leningrad) **2**, 1224 (1960) [Sov. Phys. Solid State **2**, 1109 (1960)]; Yu. A. Bychkov and E. I. Rashba, Pis'ma Zh. Eksp. Teor. Fiz. **39**, 66 (1984).
 - [5] W. Knap et al., Phys. Rev. B **53**, 3912 (1996).
 - [6] J. B. Miller et al., Phys. Rev. Lett. **90**, 076807 (2003).
 - [7] Y. Lyanda-Geller, Phys. Rev. Lett. **80**, 4273 (1998).
 - [8] I. L. Aleiner, V. L. Fal'ko, Phys. Rev. Lett. **87** (2001).
 - [9] S. V. Iordanskii, Yu. B. Lyanda-Geller, and G. E. Pikus, JETP Lett. **60**, 206 (1994).
 - [10] M. I. D'yakonov and V. I. Perel', Sov. Phys. Solid State **13**, 3023 (1972).
 - [11] C. Kurdak, A. M. Chang, A. Chin, and T. Y. Chang, Phys Rev. B **46**, 6846 (1992).
 - [12] A. Wirthmann, Y. S. Gui, C. Zehnder, C. Heyn, D. Heitmann, C. -M. Hu, and S. Kettemann, unpublished (2005).
 - [13] V. L. Fal'ko, private communication, (2003).
 - [14] I. L. Aleiner, private communication (2006).
 - [15] V. K. Dugaev, D. E. Khmelnitskii, JETP **59**, 1038 (1984); C. W. J. Beenakker and H. van Houten, Phys. Rev. B **37**, 6544 (1988); S. Kettemann and R. Mazzarello, Phys. Rev. B **65**, 085318 (2002).
 - [16] F. E. Meijer, private communication (2005); Th. Schäpers, private communication (2005)
 - [17] R. Dinter, S. Löhr, S. Schulz, Ch. Heyn, and W. Hansen, unpublished (2005).
 - [18] A. A. Kiselev, and K. W. Kim, Phys. Rev. B **61**, 13115 (2000).