

Dimensional Control of Antilocalisation and Spin Relaxation in Quantum Wires

S. Kettemann

I. Institut f. Theoretische Physik, Universität Hamburg, Hamburg 20355, Germany

The dimensional crossover of the weak localisation correction to the conductance is calculated for Rashba and Dresselhaus spin orbit coupling. The spin relaxation rate due to Rashba and the linear Dresselhaus term is found to be diminished as the wire width becomes smaller than the spin orbit length in a nonmonotonic, oscillatory way, while there remains a small relaxation rate due to the cubic Dresselhaus term in the triplet Cooperon channel. As a result, while the antilocalisation first increases as the wire width becomes smaller, the sign of the magnetoconductance can switch to weak localisation, when the wire width is smaller than the spin orbit length, and the dephasing length is smaller than a spin relaxation length scale $1/Q_\gamma$, due to the spin relaxation caused by the cubic Dresselhaus coupling γ . In between, a regime of very weak magnetoconductance is found.

PACS numbers: 72.10.Fk, 72.15.Rn, 73.20.Fz

The quantum interference of electrons in low dimensional disordered conductors is known to result in quantum corrections to the electrical conductance. While in weakly disordered conductors these corrections are small compared to their classical conductance, they do result in prominent effects, the weak localisation effect, and the universal conductance fluctuations, which are directly affected by dephasing and symmetry breaking mechanisms in conductors. The growing interest in the control of both charge and spin degrees of freedom challenges our well established understanding of these quantum phenomena. The entanglement of spin and charge by the spin-orbit interaction is known to reverse the effect of weak localisation, and enhances the conductance, the weak antilocalisation effect. This effect has been predicted and studied in detail by Hikami, Larkin and Nagaoka in 1980 by a diagrammatic expansion method, for conductors with impurities of heavy elements[1]. The spin-orbit interaction of the electrons, scattering from these impurities can be treated perturbatively, and results in spin relaxation. That spin relaxation suppresses the interference of time reversed paths in the spin triplet configurations, while the interference in the singlet configuration, which reduces the return probability, remains unaffected. Thereby, the sum of the quantum corrections changes its sign, and the conductance is enhanced, the antilocalisation. When applying a magnetic field, also the corrections from the singlet configurations are suppressed, and the conductance is reduced, resulting in negative magnetoconductance.

If the host lattice of the electrons provides spin-orbit interaction, the quantum corrections to the conductance have to be calculated in the basis of the eigenstates including the spin-orbit interaction, and the antilocalisation provides a direct measure of that. In two-dimensional electron systems in cubic crystals, grown in the [001] direction, the Hamiltonian with spin orbit interaction can be written as

$$H_0 = \frac{\hbar^2}{2m} \mathbf{k}^2 + \sigma \mathbf{\Omega}, \quad (1)$$

Here the vector $\mathbf{\Omega}^T = (\Omega_x, \Omega_y)$, has as components the precession frequency of the electron spin around the x-axis, and the y-axis, respectively, due to the spin-orbit coupling. σ_i , $i = x, y$ are the Pauli matrices. The breaking of the inversion symmetry results in bulk systems in a spin orbit interaction which is cubic in momentum. In a 2D system, this can result in a term linear in momentum k in the plane of the 2D system, and quadratic in the expectation value of the momentum perpendicular to the plane, as given by[2]

$$\mathbf{\Omega}_D = \alpha_1 (-\hat{e}_x k_x + \hat{e}_y k_y) / \hbar + \gamma (\hat{e}_x k_x k_y^2 - \hat{e}_y k_y k_x^2) / \hbar, \quad (2)$$

where $\alpha_1 = \gamma < k_z^2 >$. The asymmetric confinement of the 2DES results in another term, the Rashba term[3],

$$\mathbf{\Omega}_R = \alpha_2 (\hat{e}_x k_y - \hat{e}_y k_x) / \hbar. \quad (3)$$

The quantum correction to the conductance arises from the fact, that the return probability to a given point \mathbf{x}_0 in the sample after a time t , $P(t)$, is quantum mechanically different from the classical return probability due to classical diffusion. Thus, the quantum correction to the conductivity $\delta\sigma$ can explicitly be related to the quantum mechanical return probability $P_{QM}(t) = \lambda_F^d(t) n(\mathbf{x}_0, t)$ by noting that the amplitude at position $\mathbf{x}_0 = 0$ at a time $t > 0$ is related to the one at position $\mathbf{x}_0 = 0$ at the earlier time $t = 0$ by the retarded quantum propagator G^R as, $\psi(0, t) = G^R(0, t; 0, 0) \psi(0, 0)$. To obtain the total probability a sum of spin degrees of freedom has to be performed. For an uncorrelated disorder potential, $\langle V \rangle = 0$ and $\langle V(x)V(x') \rangle = \delta(x - x') / 2\pi\nu\tau$, where $\nu = m / (2\pi\hbar^2)$ is the average density of states per spin channel, and τ is the elastic mean free time, due to scattering from the disorder potential V . Performing the disorder average and summing up the ladder diagrams, which is equivalent to taking into account that the electrons move diffusively, one finds

$$\delta\sigma = -\frac{2e^2}{h} \frac{\hbar D}{Vol.} \sum_{\mathbf{Q}} \sum_{\alpha, \beta = \pm} \hat{C}_{\alpha\beta\beta\alpha, \omega=0}(\mathbf{Q}), \quad (4)$$

where the Cooperon propagator obeys for $\epsilon_F \tau \gg 1$,

$$C(\mathbf{Q}) = \frac{\tau}{\hbar} \left(1 - \int \frac{d\Omega}{\Omega} \left[1 + i\frac{\tau}{\hbar} \mathbf{v}(\mathbf{Q} + 2e\mathbf{A} + 2m\hat{\mathbf{a}}\mathbf{S}) - i\frac{\tau}{\hbar} g(\sigma' - \sigma)\mathbf{B} \right]^{-1} \right)^{-1}. \quad (5)$$

where we defined $\mathbf{v} = (\mathbf{p} - \mathbf{q} + e\mathbf{A})/m$, and \mathbf{S} is the sum of the spin in the retarded and the advanced propagators:

$$\mathbf{S} = \frac{1}{2}(\sigma + \sigma'). \quad (6)$$

$\hat{\mathbf{a}}$ is the 2 by 2 matrix

$$\hat{\mathbf{a}} = \frac{1}{\hbar} \begin{pmatrix} -\alpha_1 + \gamma k_y^2 & -\alpha_2 \\ \alpha_2 & \alpha_1 - \gamma k_x^2 \end{pmatrix}. \quad (7)$$

In 2D, the integral over the angle of the velocity \mathbf{v} is continuous from 0 to 2π , yielding to lowest order in $(\mathbf{Q} + 2e\mathbf{A} + 2m\hat{\mathbf{a}}\mathbf{S})$ and $g(\sigma' - \sigma)\mathbf{B}$:

$$\hat{C} = \frac{\hbar}{D(\mathbf{Q} + 2e\mathbf{A} + 2e\mathbf{A}\mathbf{S})^2 + H_\gamma + ig(\sigma' - \sigma)\mathbf{B}}. \quad (8)$$

Note that the effective vector potential due to spin orbit interaction couples to the total spin \mathbf{S} ,

$$\mathbf{A}\mathbf{S} = \frac{m_e}{e} \hat{\mathbf{a}}\mathbf{S}, \text{ with } \hat{\mathbf{a}} = \frac{1}{\hbar} \begin{pmatrix} -\alpha_1 + \frac{m}{2}\gamma\epsilon_F & -\alpha_2 \\ \alpha_2 & \alpha_1 - \frac{m}{2}\gamma\epsilon_F \end{pmatrix}. \quad (9)$$

Thus, the cubic Dresselhaus term is reducing the effect of the linear one to $\alpha_1 - m\gamma\epsilon_F/2$. Furthermore, it causes an additional relaxation term

$$H_\gamma = D \frac{m^2 \epsilon_F^2 \gamma^2}{\hbar^2} (S_x^2 + S_y^2). \quad (10)$$

Neglecting the Zeeman-term, \hat{C} decouples in a spin singlet $|s=0; m=0\rangle$ and a triplet sector $|s=1; m=0, \pm\rangle$. Accordingly, the weak localisation corrections are sums of singlet and triplet contributions,

$$d\sigma = -2 \frac{e^2}{h} \frac{\hbar D}{Vol.} \sum_{\mathbf{Q}} \left(-\frac{\hbar}{D(\mathbf{Q} + 2e\mathbf{A})^2} + \sum_{m=0, \pm 1} \langle s=1, m | \hat{C}_{\omega=0}(\mathbf{Q}) | s=1, m \rangle \right), \quad (11)$$

There have been various levels of approximation to the triplet term in the literature [4, 5, 6, 7]. When neglecting the Zeeman term, the spin orbit interaction suppresses only the triplet channels, and the singlet part remains as the only quantum correction. Having a negative sign, the conductance becomes enhanced, or antilocalised.

In 2D, one can include the magnetic field nonperturbatively, by writing the Cooperon in the basis of eigenfunctions of the Landau bands[1]. However, in wires with

widths smaller than the cyclotron length $k_F l_B^2$, the Eigenfunctions of the Cooperon equation are not Landau functions. Therefore we rather choose to include the magnetic field as an effective time reversal symmetry breaking rate, by noting that the quantum corrections are due to interference between closed time reversed paths, whose symmetry is broken by a magnetic field. Thus, every closed path acquires a magnetic phase. Averaging over all paths, the rate with which the magnetic field breaks the time reversal invariance, $1/\tau_B$ effectively adds to the dephasing rate $1/\tau_\phi$. In 2D systems, $1/\tau_B$ is obtained by the condition that the area through which an electron diffuses in the time τ_B , is so large that it encloses exactly one magnetic flux quantum. Thus, $L_B^2 = D\tau_B = l_B^2$, where l_B is the magnetic length, defined by $Bl_B^2 = \hbar/e$. In wires of finite width W , this condition is changed accordingly, when the magnetic length is larger than W : the area through which the electron diffuses in a time τ_B is then WL_B . Requiring that this area encloses one flux quantum, one obtains, upto the prefactors, the correct dependence of τ_B on W . Calculating $1/\tau_B$ in the basis of Landau eigenfunctions, one obtains a crossover formula, given by

$$\frac{1}{\tau_B} = \frac{D}{l_B^2} \left(1 - \frac{1}{1 + W^2/3l_B^2} \right), \quad (12)$$

Thus, it is sufficient to solve the Cooperon equation Eq.(8) without magnetic field, and then to insert the magnetic dephasing rate $1/\tau_B$, Eq. (12). As noted before[4, 9], the Cooperon equation is in 2D only integrable for pure Rashba coupling, $\alpha_1 = 0, \gamma = 0$, or pure Dresselhaus coupling $\alpha_2 = 0$. Keeping only the Rashba coupling, α_2 , corresponding to the spin orbit gap $\Delta_{SO} = 2m_e\alpha_2 v_F/\hbar$, the three triplet Cooperon configurations are found to have in 2D the eigenvalues

$$E_{T,0}/D = \mathbf{Q}^2 + Q_{SO}^2, \\ E_{T,\pm}/D = \mathbf{Q}^2 + \frac{3}{2}Q_{SO}^2 \pm \frac{1}{2}Q_{SO}^2 \sqrt{1 + 16 \frac{\mathbf{Q}^2}{Q_{SO}^2}}, \quad (13)$$

where $Q_{SO} = 2m_e\alpha_2/\hbar$. The magnetoconductance is dominated by the minima of the Cooperon modes, which allows us to approximate the triplet modes by,

$$E_{T,\pm}/D = (Q \pm Q_{SO})^2 + \frac{1}{2}Q_{SO}^2, \quad (14)$$

which is plotted for comparison with the exact dispersion in Fig. 1. Integrating over the 2D momenta, we get the quantum conductance correction to be

$$\Delta\sigma = -\frac{1}{2\pi} \ln \frac{H_\varphi}{H_\varphi + H_{SO}} + \frac{1}{\pi} \ln \frac{H_\varphi + H_{SO}/2}{H_\tau}, \quad (15)$$

which is given in units of e^2/h . All parameters have been rescaled to dimensions of magnetic fields: $H_\varphi =$

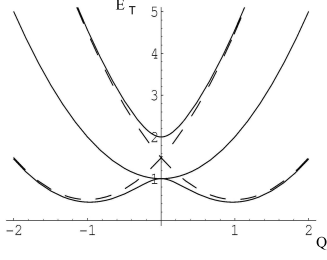


FIG. 1: (a) Dispersion of the three Triplet modes in 2D (full lines) in units of DQ_s^2 . The dashed lines indicate the approximate dispersion used in the calculations of the magnetoconductance. Note that the magnetoconductance is dominated by the minima of the dispersion in Q , in units of Q_s , which are for two of the triplet modes at $Q = Q_s$ rather than at $Q = 0$.

$\hbar/(4eD\tau_\varphi)$, $H_\tau = \hbar/(4eD\tau)$, and the spin orbit field is $H_{SO} = \hbar/(4eD\tau_{Sxx})$, where the factor 1/4 has been included to be in line with previous notations[4], and where the spin orbit relaxation rate of the x-component of the spin is defined by $1/\tau_{Sxx} = 2p_F^2\alpha_1^2\tau$ as in Refs. ([4, 9]). We note a difference in Eq. (15) with the expression given previously [9]: due to the fact that the minimum of two triplet modes is at $Q = \pm Q_s$, and not at $Q = 0$, the spin orbit gap in all triplet modes is by a factor 1/2 smaller, than given in Ref. [9].

Without spin orbit interaction the largest contribution to the conductance of quantum wires with width $W < L_\varphi$ comes from the transverse zero mode, so that one can get the quantum correction to the magnetoconductance by integrating over the longitudinal momenta, when setting $Q_y = 0$ in the Cooperon dispersion. This procedure would yield the expression

$$\Delta\sigma = -\frac{\sqrt{H_W}}{\sqrt{H_\varphi + B^*(W)/4}} + \frac{\sqrt{H_W}}{\sqrt{H_\varphi + B^*(W)/4 + H_{SO}}} + 2\frac{\sqrt{H_W}}{\sqrt{H_\varphi + B^*(W)/4 + H_{SO}/2}}, \quad (16)$$

which is given in units of e^2/h . We defined $H_W = \hbar/(4eW^2)$, and $B^*(W)$ is the effective external magnetic field as it enters in the weak localisation correction,

$$B^*(W) = B(1 - \frac{1}{1 + W^2/3l_B^2}). \quad (17)$$

This equation is similar to the one used previously for narrow GaAs wires[10], but there it had been assumed that all three triplet modes are equal, which is not the case, as seen in Eq. (16).

When the elastic mean free path is on the order of the wire width, the Cooperon propagator becomes one-dimensional and can be diagonalised, yielding the 1D

triplet eigen values

$$E_0 = D(Q_x^2 + Q_\gamma^2), \\ E_{\pm 1} = D\left(Q_x^2 + Q_{SO}^2 + \frac{3}{2}Q_\gamma^2 \pm \frac{1}{2}\sqrt{Q_\gamma^4 + 16Q_x^2Q_{SO}^2}\right), \quad (18)$$

where $Q_\gamma = m_e^2\epsilon_F\gamma/\hbar$ depends only on the cubic Dresselhaus coupling, and $Q_{SO}^2 = Q_D^2 + Q_R^2$ where the first term arises from the linear and cubic Dresselhaus spin orbit coupling as $Q_D = m_e(2\alpha_1 - m_e\epsilon_F\gamma)/\hbar$, and the second term arises from the linear Rashba term: $Q_R = 2m_e\alpha_2/\hbar$. Thus, in this 1D-limit all spin relaxation rates due to the Rashba and the linear Dresselhaus terms are suppressed, but the cubic Dresselhaus term causes still a relaxation in the triplet channel with 0-spin projection, E_0 , of order E_γ . While there is a gap of order $D(Q_{SO}^2 + Q_\gamma^2)$ and $D(Q_{SO}^2 + 2Q_\gamma^2)$ in the other two triplet channels at $Q_x = 0$, respectively, it diminishes at $Q_x = \pm Q_{SO}$ to the order of $3E_\gamma/2$. Thus, we conclude that in the 1D-limit there is weak localisation as long as the dephasing length does not exceed the spin relaxation length due to the cubic Dresselhaus coupling, $1/Q_\gamma > L_\varphi$. In ballistic wires, $l_e > W$, one also needs to take into account that the magnetic field dependence becomes weaker due to flux cancellation effects, yielding a weaker magnetoconductance[11], governed by the magnetic phase shifting rate,

$$\frac{1}{\tau_B} = \frac{W}{Cl_e} \frac{DW^2}{3l_B^4}, \quad (19)$$

where $C = 10.8$ [11].

For wire widths exceeding the elastic mean free path l_e , one needs to solve the Cooperon equation for arbitrary Rashba coupling satisfying the boundary conditions with spin orbit interaction,

$$(-i\partial_y + 2eA_{Sy})C(x, y = \pm W/2) = 0. \quad (20)$$

for all x . Since this equation can not be fulfilled by transverse zero modes, it is convenient to perform a non-Abelian gauge transformation. In contrast to Ref. [7], which considered quantum dots, in quantum wires we need to satisfy these boundary conditions only in the transverse direction, when the dephasing length L_φ does not exceed the length of the wire. Thus, a unitary transformation needs only to be done in that direction, as given by $U = \exp(i2eA_{Sy}y/\hbar)$. The effective quasi-1-dimensional Cooperon propagator is then obtained by taking the transverse 0-mode expectation value of the transformed inverse Cooperon propagator, where additional terms are created due to the non-Abelian character of this transformation. Diagonalising this effective quasi-1-dimensional Cooperon propagator, and neglecting the small relaxation due to cubic Dresselhaus coupling of the order of E_γ , we find that the dispersion of the triplet

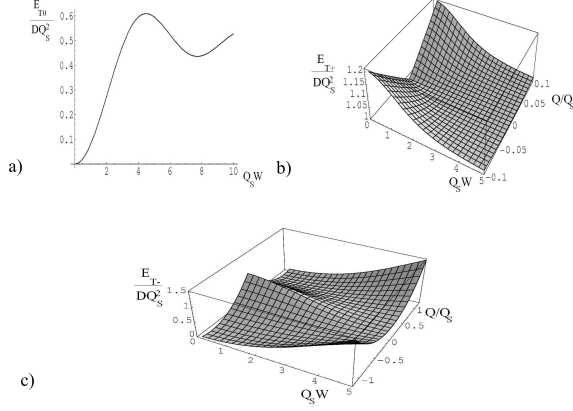


FIG. 2: a) Gap of the Triplet mode E_{T0} as function of wire width, W . b) Dispersion of the Triplet mode E_{T+} , and c) Dispersion of the Triplet mode E_{T-} as function of wire width, W , and momentum Q , scaled with Q_{SO} . $\delta_s = 1$.

modes is given by

$$E_0 = DQ_x^2 + DQ_s^2 \delta_s^2 \left(\frac{1}{2} t \delta_s^2 + 2c(1 - \delta_s^2) \right), \quad (21)$$

where

$$\delta_s = \frac{Q_R^2 - Q_D^2}{Q_s^2}, \quad c = 1 - \frac{2 \sin(Q_s W / 2)}{Q_s W}, \quad (22)$$

$$t = 1 - \frac{\sin(Q_s W)}{Q_s W}, \quad (23)$$

and

$$E_{\pm} = DQ_x^2 + \frac{1}{2} DQ_s^2 \left(2 - \frac{1}{2} t \delta_s^4 - 2c \delta_s^2 (1 - \delta_s^2) \pm \sqrt{h(\delta_s) + 16 \frac{Q_x^2}{Q_s^2} (1 + c(c - 2) \delta_s^2)} \right), \quad (24)$$

where $h(\delta_s) = t \delta_s^8 / 4 + \delta_s^2 (1 - \delta_s^2) (4c^2 (1 - 3\delta_s^2 + 3\delta_s^4) + t^2 \delta_s^2 (1 + \delta_s^2) - 6ct \delta_s^4)$. In Fig. (2), the gap of E_0 and the dispersion of the other two triplet modes are shown for pure Rashba coupling, $\delta_s = 1$, which is relevant for InAs. In Fig(3) the magnetoconductance is shown for pure Rashba coupling as function of the wire width W , as obtained by inserting Eqs. (21,24), into the expression for the quantum correction to the conductance Eq. (11), and performing the integral over momentum Q_x numerically. We note a change of sign from weak antilocalisation to weak localisation as $Q_s W$ becomes smaller than 1. In the crossover regime $Q_s W \approx 1$ very weak magnetoconductance is found. Such a behaviour has recently been observed in narrow InAs quantum wires[13]. In the limits $WQ_s \gg 1$ we can simplify the triplet mode dispersion,

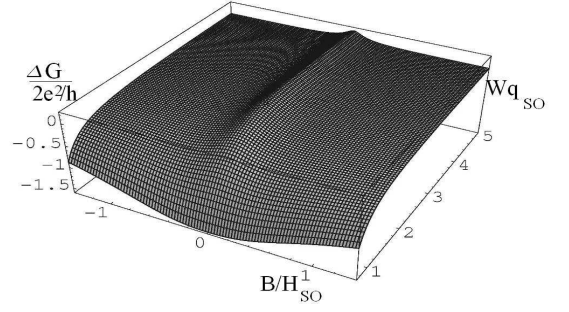


FIG. 3: The quantum conductance correction in units of $2e^2/h$ as function of the magnetic field, scaled with the bulk spin orbit field H_{SO} , and the wire width W , scaled with spin orbit length for pure Rashba coupling, $\delta_s = 1$.

Eq. (24), and obtain in the quasi-1D limit ($l_\phi > W$) the correction $\Delta\sigma(B)$ as given by Eq.(16).

For $WQ_s < 1$ the spin orbit gap of the triplet mode E_0 is to first order in t and c given by $\Delta_0 = DQ_s^2 (2c\delta_s^2 (1 - \delta_s^2) + t\delta_s^4/2)$ and the one of E_{\pm} is $\Delta_{\pm} = \Delta_0/2 + DQ_s^2 (2c - t/2)\delta_s^4$. For $WQ_s \ll 1$ the weak localisation correction is again given by Eq.(16), when the spin orbit field H_{SO} is substituted by the reduced field,

$$H_{SO}^*(W) = H_{SO} \frac{1}{12} (WQ_s)^2 \delta_s^2. \quad (25)$$

As has been noted before [8, 12, 13], this suppression is analogous to the suppression of the effective magnetic field entering the weak localisation correction in a diffusive wire, in the limit $W < l_B$, Eq. (17). One can expect that this analogy carries on in the ballistic limit using then Eq. (19), when $1/Q_s O$ is smaller than the wire width and the elastic mean free path l_e , but explicit calculations in this regime have not been performed yet.

We conclude that in wires whose width W is smaller than the spin relaxation length $1/Q_s$, there remains a small spin relaxation due to the cubic Dresselhaus term, only, as given by $E_\gamma = DQ_\gamma^2 = D(m_e^2 \epsilon_F \gamma / \hbar)^2$. A reduction of the spin relaxation rate has recently been observed experimentally in weak localisation measurements of InAs quantum wires[12], where $\delta_s \approx 1$, and in GaAs wires[14].

We thank V. L. Fal'ko, and F. E. Meijer for stimulating discussions, and T. Ohtsuki, K. Slevin, K. Dittmer, and J. Ohe for helpfull discussions. We gratefully acknowledge the hospitality of the MPIPKS in Dresden and the Physics Department of Sophia University, Tokyo. This work was supported by grant SFB508 B9.

-
- [1] S. Hikami, A. I. Larkin, and Y. Nagaoka, Prog. Theor. Phys. **63**, 707 (1980).
 - [2] G. Dresselhaus, Phys. Rev. **100**, 580(1955).
 - [3] E. I. Rashba, Fiz. Tverd. Tela (Leningrad) 2, 1224 (1960) [Sov. Phys. Solid State 2, 1109 (1960)]; Yu. A. Bychkov and E. I. Rashba, Pis'ma Zh. Eksp. Teor. Fiz. 39, 66 (1984).
 - [4] W. Knap et al., Phys. Rev. B **53**, 3912 (1996).
 - [5] J. B. Miller et al., Phys. Rev. Lett. **90**, 076807 (2003).
 - [6] Y. Lyanda-Geller, Phys. Rev. Lett. **80**, 4273 (1998).
 - [7] I. L. Aleiner, V. L. Fal'ko, Phys. Rev. Lett. **87** (2001).
 - [8] V. L. Fal'ko, private communication, (2003).
 - [9] S. V. Iordanskii, Yu. B. Lyanda-Geller, and G. E. Pikus, JETP Lett. **60**, 206 (1994).
 - [10] C. Kurdak, A. M. Chang, A. Chin, and T. Y. Chang, Phys Rev. B **46**, 6846 (1992).
 - [11] V. K. Dugaev, D. E. Khmeln'itskii, JETP **59**, 1038 (1984); C. W. J. Beenakker and H. van Houten, Phys. Rev. B **37**, 6544 (1988); S. Kettemann and R. Mazzarello, Phys. Rev. B **65**, 085318 (2002).
 - [12] F. E. Meijer, private communication (2005); Th. Schäpers, private communication (2005)
 - [13] A. Wirthmann, Y. S. Gui, C. Zehnder, C. Heyn, D. Heitmann, C.-M. Hu, and S. Kettemann, unpublished (2005).
 - [14] R. Dinter, S. Löhr, S. Schulz, Ch. Heyn, and W. Hansen, unpublished (2005).