

# Asymmetric localization in disordered Landau bands

A. Aldea and M. Niță

*Institute of Physics and Technology of Materials, POBox MG7, Bucharest-Magurele, Romania*

(Dated: December 2, 2024)

We show the asymmetric structure of the disordered Landau bands by calculating the localization properties of the eigenstates for a 2D discrete model. The interband coupling is naturally captured into the discrete model and comes from the presence of the disorder potential. Due to the band mixing, the extended states are shifted upwards within the band, this effect being enhanced by the disorder strength. Simultaneously, the degree of localization increases in the lower part of the band and decreases in the upper one. The symmetric case, with extended states located in the middle of the energy band, is restored when the interband coupling is switched off.

PACS numbers: 71.70.Di, 71.23.An, 73.43.-f

The energy quantization of the 2D electron gas under perpendicular magnetic field attracted much interest since the discovery of the QHE [1]. One of the common explanation of the effect is based on the localization-delocalization transition that takes place at the center of the 2D Landau bands. The initially degenerate Landau levels are turning into broad bands when the impurity potential is present. In contrast to the zero magnetic field case when there are no extended states in two dimensions [2], extended states are present at the center of each Landau energy band [3]. The early studies performed for the continuous Hamiltonian model with neglected inter-Landau band mixing [4, 5, 6] show that the generic picture of the 2D Landau bands contains localized states in band tails and extended states in the middle. However, in a real 2D system the band separation may become smaller than the band width so that the above approximation is not always valid. The lattice model captures this relevant feature, and this happens because the discrete Landau model (initially solved by Hofstadter for the pure case [7]) takes automatically into account the inter-band coupling. And indeed, incorporating the inter-Landau band coupling, one notes the asymmetric behavior of the localization length within the outer Landau band. This result was reported in [8] and is consistent with the asymmetric behavior of the inverse participation number within the Landau bands reported recently in [9].

The present work is devoted to the study of the asymmetric behavior of the eigenstates localization in Landau bands. Using the discrete (or lattice) model for a 2D disordered electron system in perpendicular magnetic field, we pay attention to the contribution of the interband coupling to localization properties. We shall also show that, complementary to the asymmetric structure of the Landau band, the critical energy, defined here as the energy of the most extended state, is shifted upwards within the band when the interband coupling is present. Our approach is based on the following 2D Landau Hamiltonian

written in the discrete basis of a 2D rectangular lattice:

$$H(\phi) = \sum_{n=1}^N \sum_{m=1}^M t e^{2\pi i m \phi} |n, m\rangle \langle n+1, m| + t |n, m\rangle \langle n, m+1| + H.c. ] + V, \quad (1)$$

where  $V$  is the Anderson disorder potential:

$$V = \sum_{n=1}^N \sum_{m=1}^M \epsilon_{nm} |n, m\rangle \langle n, m|. \quad (2)$$

The discrete points  $(n, m)$  define the 2D rectangular lattice with surface  $L^2 = N \times M$  and lattice constant  $a$ .  $\{|n, m\rangle\}$  with  $n = 1 \dots N$  and  $m = 1 \dots M$  is the discrete vector basis and generates the Hilbert space of the one-electron states. The periodical boundary conditions are used, meaning that  $|n, M+1\rangle = |n, 1\rangle$  and  $|N+1, m\rangle = |1, m\rangle$  (2D toroidal geometry). The perpendicular magnetic field in the Landau gauge  $A = (-By, 0, 0)$  is introduced by the Peierls substitution in the hopping elements along the  $x = na$  direction,  $t \rightarrow t \exp\{2\pi i m \phi\}$ , where  $\phi$  is the magnetic flux through the unit cell  $a^2$  of the lattice measured in the quantum flux units  $\phi_0 = h/e$ . In (2) the energies  $\epsilon_{nm}$  represent the random variables uniformly distributed in the energy interval  $[-W, W]$ .  $W$  is the amplitude of the Anderson disorder potential (or disorder strength);  $t$  is the energy unit and is set to 1. For the commensurate values of the magnetic flux, the eigenstate spectrum of the pure system ( $V=0$ ) exhibits the well-known Hofstadter butterfly structure [7]. In the numerical calculation we set the flux value as the ratio  $\phi = 1/p$  and the system size as  $L^2 = (\text{integer} \cdot p)^2$ . In this case the eigenstates of the 2D system are grouped in  $p$  discrete Landau bands, every band having a number of  $n_b = L^2/p$  degenerated eigenstates. To each energy level  $\epsilon_\alpha^0$ , with the band index  $\alpha = 1 \dots p$ , correspond  $n_b$  degenerate eigenvectors  $|\Psi_{\alpha i}^0\rangle = |\alpha i\rangle$  with  $i = 1 \dots n_b$ . As the system has the electron-hole symmetry we concentrate on the lower half of the spectrum.

In the presence of the disorder potential the degenerate energy level  $\epsilon_\alpha^0$  turns into the broad energy band  $\{\epsilon_{\alpha i}\}$  with  $i = 1 \dots n_b$ . We study the degree of localization of

the nondegenerate eigenstates  $|\Psi_{\alpha i}\rangle$  by the calculation of the inverse participation numbers IPN which is defined as:

$$IPN = P_{\alpha i} = \sum_{n,m} |\langle n, m | \psi_{\alpha i} \rangle|^4. \quad (3)$$

$P_{\alpha i}$  varies from  $1/L^2$  for the extended states, when the electron wave function spreads out over the whole surface of the plaquette to 1 for the strong localized states. The nature of the eigenstates can be checked also by the calculation of the variance of the level spacing distribution,  $\delta t$  [10].

In this work we put into evidence the role of the inter-band interaction. To this end we write the Hamiltonian (1) in the vector basis of the 2D pure system,  $\{|\alpha i\rangle\}$ :

$$H(\phi) = \sum_{\alpha=1}^p \sum_{i=1}^{n_b} \epsilon_{\alpha}^0 |\alpha i\rangle \langle \alpha i| + \sum_{\alpha=1}^p \sum_{i,j=1}^{n_b} V_{\alpha i, \alpha j} |\alpha i\rangle \langle \alpha j| + c \sum_{\alpha \neq \beta=1}^p \sum_{i,j=1}^{n_b} V_{\alpha i, \beta j} |\alpha i\rangle \langle \beta j|. \quad (4)$$

In this representation the disorder potential  $V$  becomes a sum of two terms, corresponding to the inter- and intra-band coupling (the second and the third term in (4), respectively).  $V_{\alpha i, \beta j}$  are the matrix elements of the Anderson potential  $V$  written in the basis of the eigenfunctions of the ordered system  $|\alpha i\rangle$ . They are random variables as well, and their values are proportional to the disorder strength  $W$ . The coupling constant  $c$  is introduced for convenience.

When the constant  $c$  is set to zero in (4) only the intra-band coupling is considered. A picture of the disordered bands for this situation is given in Fig. 1. The density of states (DOS) for the first two bands is shown in Fig. 1a and its profile has a semielliptic shape. The DOS reaches its maximum at the energy  $E = E_b$  which is located in the middle of the band. The level spacing distribution for different disorder configuration (Fig. 1b) is calculated in the manner described in [10]. As it is known, the extended states belong to the unitary Wigner-Dyson ensemble  $\beta = 2$  with the variance of the level spacing  $\delta t = 0.42$ , while the localized ones are distributed according to the Poisson law with the variance of the level spacing  $\delta t = 1$  [11]. The calculation of the level spacing variance in Fig. 1b shows the presence of extended eigenstates in the middle of the disordered bands, for energies  $E$  around  $E_b$ . For energies towards the band edges the states become localized and there is a continuous crossover from unitary Wigner-Dyson distribution to the Poisson distribution as in [10]. The most localized states are at the edges of the band, where  $\delta t$  increases to higher values. We note that in the thermodynamic limit the extended states in the band center collapse into a single energy level [12].

We complete the calculation of the eigenstates localization for uncoupled bands ( $c = 0$ ) by the IPN values

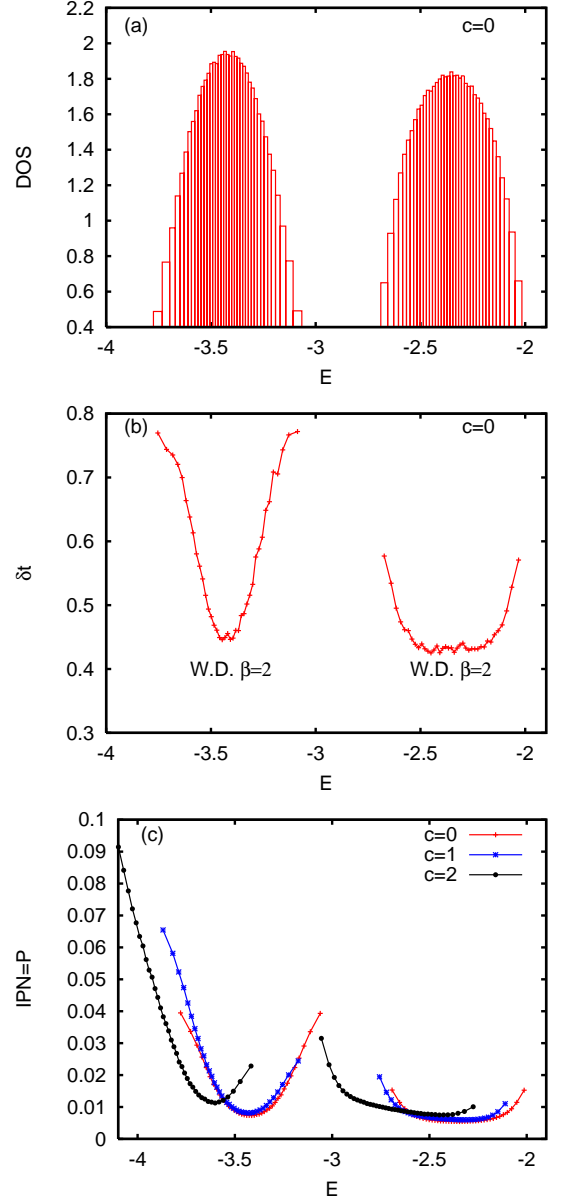


FIG. 1: The density of states (a), the level spacing variance  $\delta t$  (b), and the inverse participation number (c) for the first two Landau bands vs. energy. ( $L^2 = 20^2$ ,  $W = 2$ ,  $\phi=0.1$ ). DOS and  $\delta t$  are presented only for the symmetric case with inter-band coupling constant  $c=0$ . IPN is presented for  $c=0, 1$  and  $2$ . In (b), when  $\delta t = \sqrt{\frac{3\pi}{8}} - 1 \simeq 0.42$ , the eigenstates correspond to the extended states of the unitary Wigner Dyson ensemble ( $\beta = 2$ ). (The configuration average is performed over 5000 samples).

in Fig. 1c (the red curve). Varying the energy from the central position of every band the IPN has increasing values, indicating an increased localization of the eigenstates. Let  $E_c$  be the energy with the lowest IPN value in the middle of the band. This is the energy of the most extended state, where, in the thermodynamic limit, the localization-delocalization transition takes place. For

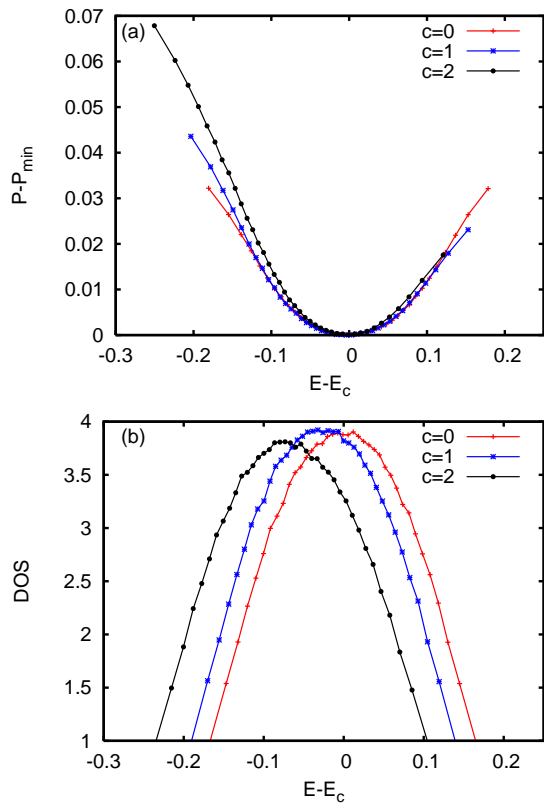


FIG. 2: (a) The inverse participation number  $P - P_{\min}$  and (b) the density of states for the first Landau band plotted vs. energy at different values of the interband coupling constant:  $c=0$  (crosses),  $c=1$  (stars) and  $c=2$  (dots). ( $L^2 = 20^2$ ,  $W = 1$ ,  $\phi = 0.1$ ).  $P_{\min}$  is the minimum value of the inverse participation number, while  $E_c$  is the energy where this value is reached, i.e.  $P_{\min} = P(E_c)$ .

the above discussion, where the results at  $c=0$  were presented, the critical energy corresponds to the maximum of the DOS ( $E_c = E_b$ ), and the IPN is symmetric within the band. This is what we call the symmetric case. These properties are not preserved anymore when  $c \neq 0$  as we already noticed in Fig. 1c (see the IPN curves for  $c=1$  and 2).

In what follows, we are interested to find out how the localization properties evolve with the interband coupling  $c$ . In Fig. 2 we show the result of the numerical calculation for the inverse participation number and density of states as function of  $E - E_c$  for three values of the interband coupling constant  $c=0, 1$  and 2. For the first band, the IPN curves are depicted in Fig. 2a. By the definition of  $E_c$ , the IPN takes the minimum value at  $E - E_c = 0$ . One remarks that the symmetry of the IPN is lost for nonvanishing coupling constant  $c=1$  and 2, i.e. in the case of the band mixing. Compared to the uncoupled case ( $c=0$ ), the increased values of IPN for  $E < E_c$  at  $c \neq 0$  indicate an increased degree of localization in the lower part of the band. The opposite is true in the upper part where the states become less localized.

In Fig. 2b we depict the DOS of the first Landau band. For  $c=1$ , the band is shifted downwards meaning that the maximum of DOS does not correspond to  $E_c$ , but it occurs at a lower energy:  $E_b < E_c$ . The shift increases for  $c=2$ . It means that the critical energy is moving up in the band when the interband coupling is present. This asymmetric behavior is preserved for all the bands contained in the lower half of the spectrum.

Once we have established the relation between the interband coupling and the asymmetry of the Landau bands, we are interested now how this property depends on disorder. We keep fixed  $c=1$  in (4) and increase the amplitude of disorder  $W$ . Since the interband coupling in the discrete Hamiltonian is due to the presence of the disorder, we expect that the shift of the critical energy will also depend on the disorder amplitude.

Fig. 3 gives the inverse participation number and the density of states as function of  $(E - E_c)/W$  for different values of  $W$ . In Fig. 3a we notice that, for any disorder, in the domain of extended states around  $E_c$  the inverse participation number can be expressed as  $P(E) - P(E_c) = f((E - E_c)/W)$ . Deviations from this law are noticed at the band edges. By increasing the disorder amplitude  $W$ , the lower energy states of the band become more localized, but the higher energy states of the band become less localized. At the same time, the extended states are moving towards the upper edge of the band, so that the critical energy  $E_c$  does not correspond any more to the maximum of the density of states. This can be seen in Fig. 3b, where one notices the band shift with increasing disorder strength. The critical energy shift  $E_c - E_b$  as function of disorder is shown in Fig. 4 for the first two bands in the spectrum. For the present model  $(E_c - E_b)/W$  exhibits a linear dependence on the disorder strength  $W$ . We note no significant difference of the critical energy shift for the two bands depicted. The numerical calculations have been repeated for an increased system size, the results being the same.

In conclusion, we have shown that the band mixing gives rise to the asymmetry of the localization properties in the Landau bands. On the one hand, the critical energy of each Landau band does not correspond to the maximum of the density of states but it is shifted up to higher energies. This shift increases parabolically with the disorder strength. Generally, it means that the extended (or delocalized) states are displaced from their central position in the band to higher energy values. On the other hand, the inverse participation number (which measures the degree of localization) becomes an asymmetric function within the band, indicating that the degree of localization increases for the states in the lower energy part of the band and decreases for the states in the upper part. We showed that these properties are exclusively due to the interband coupling and are quite different from the properties of the one-band model.

The shift of the extended states from the central position of the Landau band supports the result reported recently by Shlimak et al [13] consisting in the displacement

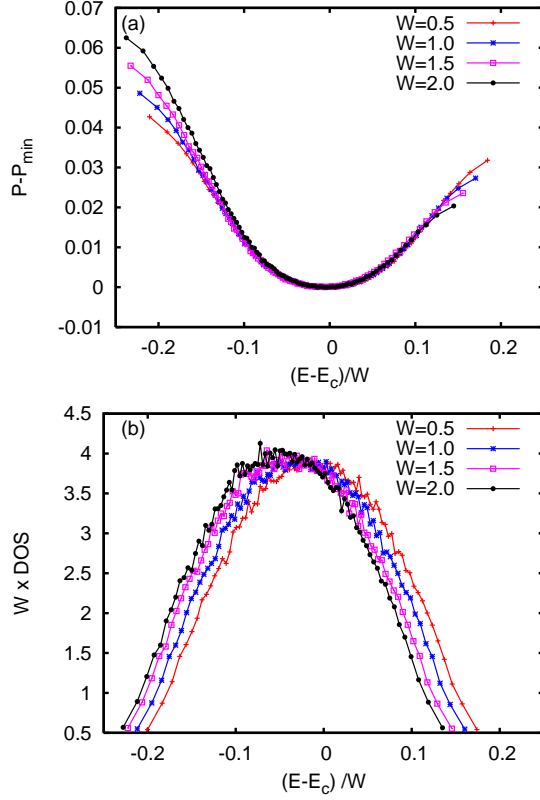


FIG. 3: (a) The inverse participation number  $P - P_{min}$ , and (b) the density of states DOS for the first Landau band vs. energy at different disorder strength  $W=0.5$  (crosses),  $W=1$  (stars),  $W=1.5$  (squares), and  $W=2.0$  (dots). ( $L^2 = 30^2$ ,  $\phi = 0.1$ ,  $c = 1$ ).  $P_{min}$  is the minimum value of the inverse participation number, while  $E_c$  is the energy where this value is reached, i.e.  $P_{min} = P(E_c)$ . Note that the energies are scaled by the disorder strength  $W$ .

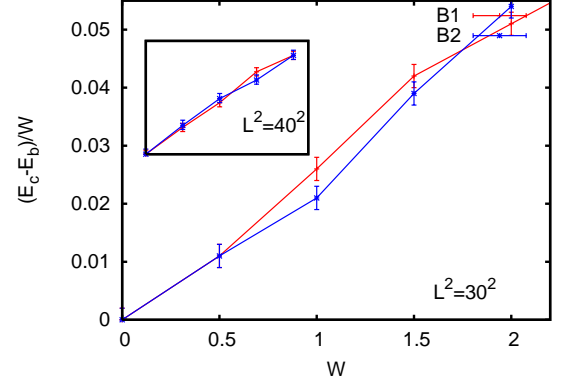


FIG. 4: The shift of the critical energy  $E_c$  vs. disorder strength  $W$ . ( $L^2 = 30^2$ ,  $\phi = 0.1$ ,  $c=1$ ). The results are plotted for the first band (B1) and for the second band (B2). In the inset are represented the numerical results obtained for  $L^2 = 40^2$ .

of the integer values of the filling factor from the middle point of the QH plateaus in disordered Si-MOSFET samples.

### Acknowledgments

We are grateful to I.Shlimak for drawing our attention on this topic and on the overshooting effect in quantum Hall systems. This work was supported by the National Programme for Basic Research and Sonderforschungsbereich 608 .

- 
- [1] K. von Klitzing, G. Ebert, and M. Pepper, Phys. Rev. Lett. **45**, 494 (1980).
  - [2] E. Abrahams, P. W. Anderson, D. C. Licciardello, and T. V. Ramakrishnan, Phys. Rev. Lett. **42**, 673 (1979).
  - [3] B. I. Halperin, Phys. Rev. B **25**, 2185 (1982).
  - [4] H. Aoki, J. Phys. C: Solid State Phys. **15**, L1227 (1982); H. Aoki, J. Phys. C: Solid State Phys. **16**, 1893 (1983).
  - [5] Y. Ono, J. Phys. Soc. Jpn. **61**, 2055 (1982).
  - [6] T. Ando, J. Phys. Soc. Jpn. **52**, 1740 (1983).
  - [7] D. R. Hofstadter, Phys. Rev. B **14**, 2239 (1976).
  - [8] H. Aoki, J. Phys. C: Solid State Phys., **18**, L67 (1985).
  - [9] A. Aldea, M. Niță, V. Dinu, and M. Țolea, phys. stat. sol. (b) **241**, No. 9, 2089-2096 (2004).
  - [10] M. Niță, A. Aldea, and J. Zittartz, Phys. Rev. B **62**, 15367 (2000).
  - [11] M. L. Mehta, 'Random Matrices and Statistical Theory of Energy Levels', Academic Press (1967).
  - [12] Y. Huo and R. N. Bhatt, Phys. Rev. Lett. **68**, 1375 (1992).
  - [13] I. Shlimak, V. Ginodman, K. J. Friedland, and S. V. Kravchenko, cond-mat/0602376 (2006).