

A Mott state of molecules

T. Volz, N. Syassen, D. M. Bauer, E. Hansis, S. Dürr, and G. Rempe
Max-Planck-Institut für Quantenoptik, Hans-Kopfermann-Straße 1, 85748 Garching, Germany

Mott insulators of ultracold gases in optical lattices are of great interest, because they represent strongly correlated many-body systems with quantum states that cannot be described as simple products of single-particle wave functions [1]. These systems bear a great potential for applications in quantum simulations and quantum information processing, in particular when using particles with a long-range dipole-dipole interaction, such as polar molecules [2, 3, 4, 5]. Here we show the realization of a Mott state of molecules. The molecules are produced from an atomic Mott insulator with a density profile chosen such that the central region of the gas contains two atoms per lattice site. A Feshbach resonance is used to associate the atom pairs to molecules [6, 7, 8, 9, 10, 11, 12, 13]. Remaining atoms can be removed with blast light [12, 14]. In order to show that the resulting state is a molecular Mott state, the molecules are dissociated and the lattice depth is reduced. This restores phase coherence which is seen in time-of-flight images.

The behavior of bosons in an optical lattice is described by the Bose-Hubbard Hamiltonian [15]. The relevant parameters are the amplitude J for tunneling between neighboring lattice sites and the on-site interaction matrix element U . An atomic Mott insulator is typically created starting from an atomic Bose-Einstein condensate (BEC) in a harmonic trap by slowly ramping up the optical lattice depth. For a deep lattice, the ground state of the many-body system undergoes a quantum phase transition from a superfluid to a Mott insulator. A Mott insulator is characterized by two properties: First, it is a quantum state where each lattice site is occupied by the exact same number of particles. Second, it has a gap in the excitation spectrum. The gap inhibits transport, thus making the system an insulator. The elastic scattering properties of the molecular system studied here are unknown and it is therefore not clear, whether there is a gap. But the system does represent a realization of the same quantum state as the Mott insulator. We therefore call it a Mott state, rather than a Mott insulator. A gapless Mott state can be long lived in a deep lattice, where tunneling is very slow. Moreover, a possible gap is irrelevant for many applications.

Molecules associated using Feshbach resonances are in a highly-excited ro-vibrational state. For molecules associated from bosonic atoms, as used here, inelastic collisions with other atoms or molecules lead to fast loss processes. This problem can be circumvented by loading

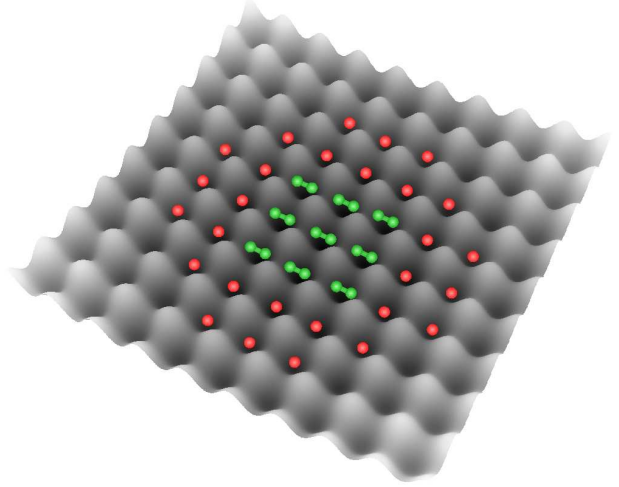


FIG. 1: **Scheme of the molecular Mott state.** In the core of the cloud, each lattice site is occupied by exactly one molecule (shown in green). In the surrounding shell, each site is occupied by exactly one atom (shown in red). The atoms can be removed with a blast laser. In the experiment, the number of occupied lattice sites is much larger than shown here.

the atoms into an optical lattice before associating them to molecules. If a lattice site is initially occupied by $n = 2$ atoms, then the molecule produced in the association is long lived, because there is no other particle at the same lattice site to collide with [14]. Previous experiments associated molecules from an atomic Mott insulator using photoassociation [16, 17] but did not demonstrate the production of a molecular Mott state.

Due to the external harmonic confinement, the atomic Mott insulator is inhomogeneous. It consists of shells of constant lattice filling. Neighboring shells are connected by narrow superfluid regions. For a deep lattice, J becomes small. With the approximation $J = 0$, the ground state of the system including the harmonic confinement can be calculated analytically. This model predicts that the fraction of atoms occupying sites with $n = 2$ atoms has a maximum of 53%. This value should be reached, when operating close to the point where a core with $n = 3$ atoms per site starts to form. In order to operate at this point, we load the lattice with $N = 10^5$ atoms. For larger atom number or for tighter external confinement, an $n = 3$ core forms, which is seen in the experiment as loss when associating molecules.

After preparing the ^{87}Rb atomic Mott insulator (see Methods) at a magnetic field of $B = 1008.8$ G, molecules

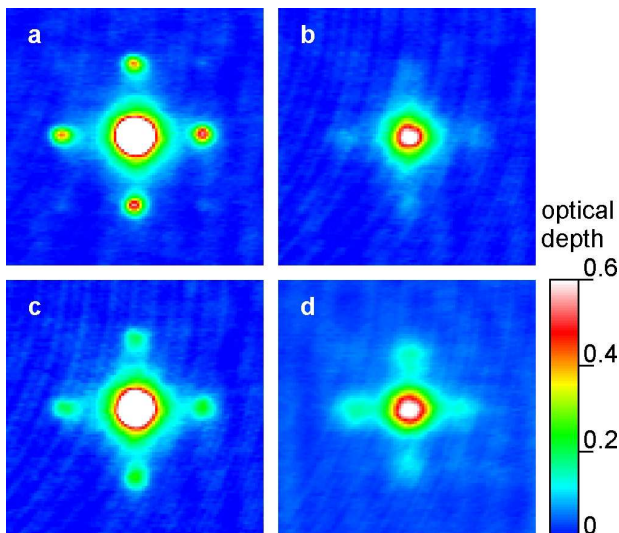


FIG. 2: **Atomic and molecular Mott states.** **a** An atomic Mott insulator is melted by reducing the lattice depth slowly. The system returns to the superfluid phase and phase coherence is restored. This phase coherence is probed by quickly switching the lattice off and observing an atomic interference pattern in time of flight. **b** After creation of molecules, only lattice sites occupied by $n = 1$ atoms contribute to the signal. **c** After creation and dissociation of molecules, the satellite peaks are much stronger than in **b**, thus proving that the molecular part of the cloud is in a Mott state. **d**. Pure molecular Mott state. Same as **c** but between association and dissociation, remaining atoms were removed with blast light.

are associated as described in Ref. [8]. To this end, the magnetic field is slowly (at 2 G/ms) ramped across the Feshbach resonance at 1007.4 G [18] to a final value of $B = 1006.6$ G. At lattice sites with a filling of $n = 1$, this has no effect. At sites with $n > 1$, atom pairs are associated to molecules. If the site contained $n > 2$ atoms, then the molecule can collide inelastically with other atoms or molecules at the same lattice site. This leads to fast loss of the molecule and its collision partner from the trap. The association ramp lasts long enough to essentially empty all sites with $n > 2$ atoms. For lattice sites with $n = 2$ atoms, the association efficiency is above 80%, similar to Ref. [14]. The resulting Mott state is sketched in Fig. 1. The maximum fraction of the population that can be converted into molecules (measured as the atom number reappearing after dissociation) is found to be 47(3)%, which is close to the theoretical limit of 53% discussed above.

In order to show that the molecular part of the sample actually is in a Mott state, the molecules are first dissociated back into atom pairs by slowly (at 1.5 G/ms) ramping the magnetic field back across the Feshbach resonance. This brings the system back into the atomic Mott insulator state with shells with $n = 1$ and $n = 2$. Then, the atomic Mott insulator is melted by slowly (within 10 ms) ramping down the lattice from $V_0 = 24E_r$ to

$V_0 = 4E_r$, where V_0 is the lattice depth seen by an atom [1], $E_r = \hbar^2 k^2 / (2m)$ is the recoil energy, m is the mass of one atom, and $2\pi/k = 830$ nm is the wavelength of the lattice light. Finally, the lattice is quickly switched off and after some time of flight an absorption image is taken.

Such images are shown in Fig. 2. Part **a** shows the result if the magnetic-field ramp for association and dissociation of molecules is omitted. This matter-wave interference pattern shows that phase coherence is restored when ramping down the lattice, thus demonstrating the quality of the atomic Mott insulator at 1008.8 G. Part **b** shows the pattern obtained if molecules are associated but not dissociated, so that they remain invisible in the detection. This signal comes only from sites with $n = 1$ atoms. An interference pattern is barely visible. Part **c** shows the result obtained for the full sequence with association and dissociation of molecules. The clearly visible interference pattern proves that the molecular part of the cloud is in a Mott state.

After associating the molecules, remaining atoms can be removed from the trap using microwave radiation and a blast laser as in Ref. [14]. This produces a pure molecular sample. The molecule numbers before and after the blast are identical within the experimental uncertainty of 5%. In order to show that the pure molecular sample is in a Mott state, the molecules are dissociated, the lattice is ramped down to $V_0 = 1.2E_r$ within 30 ms, ramped back up to $V_0 = 6E_r$ within 5 ms, and finally switched off. The result is shown in Fig. 2d. Again, an interference pattern is visible. The time of flight was 12 ms in **a-c** and 11 ms in **d**.

To understand why this extra ramping is needed, consider the atomic Mott insulator obtained after dissociating the molecules. This Mott insulator has only the $n = 2$ core, while the surrounding $n = 1$ shell is missing. Now consider two atoms at an $n = 2$ site. If one of the atoms tunneled to an empty neighboring lattice site, then this would release an energy U . But there is no reservoir that could absorb this energy so that the tunneling is suppressed [19]. Hence, a strong reduction of U is required to melt the pure $n = 2$ Mott insulator. This can be achieved by ramping the lattice down to a point much below $V_0 = 4E_r$ (or by reducing the scattering length). At this low lattice depth, the sudden switch-off of the lattice does not produce noticeable satellite peaks. To observe such peaks, the lattice therefore must be ramped back up before switching it off.

The height of the satellite peaks can be quantified using the visibility defined in Ref. [20]. Fig. 3 shows the decay of the visibility as a function of the hold time between molecule association and dissociation. These data were obtained from measurements as in Fig. 2d except that after dissociation the lattice was ramped down to $V_0 = 2.8E_r$ within 10 ms and ramped back up to $V_0 = 5.5E_r$ within 4 ms. The observed lifetime of the

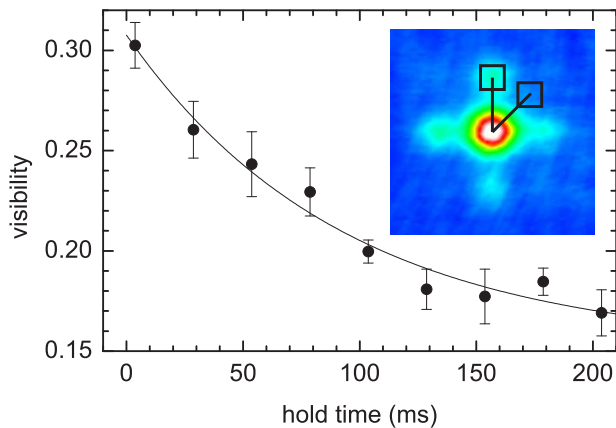


FIG. 3: **Lifetime of the pure molecular Mott state.** The visibility of the satellite peaks in measurements similar to Fig. 2d decays as a function of the hold time between molecule association and dissociation. The visibility was calculated from squares (as shown in the inset) with areas corresponding to atomic momenta of $1.0\hbar k \times 1.0\hbar k$. The line shows an exponential fit which yields a $1/e$ -lifetime of 93(22) ms.

visibility is sufficient for many applications. For comparison, the measured lifetime of the molecule number is 160(20) ms, similar to Ref. [14]. This sets an upper limit on the lifetime of the visibility, because the sites at which molecules are lost are randomly distributed across the lattice, thus gradually destroying the Mott state. The fact that the visibility does not settle to zero might be partly due to the fact that the Wannier function [20] for small lattice depth is not spherically symmetric and partly due to a small contribution of non-removed atoms because of imperfections of the blast laser (15% of the total signal at zero hold time).

The excitation spectrum of the system was measured using two different methods [1, 21]. For the atomic Mott insulator, the gap leads to sharp resonances in the excitation spectrum. But such resonances could not be found in the excitation spectrum of the molecular Mott state after applying the blast laser. This is probably due to the short lifetime of two molecules at one lattice site which leads to an estimated resonance width of $\Gamma = 2\pi\hbar \times 20$ kHz (see Methods). This is too broad and consequently too shallow to be observed.

In the experiment $\Gamma \gg J$, so that the effective tunneling rate between neighboring lattice sites is J^2/Γ [22]. Interestingly, fast on-site decay Γ suppresses the mobility in the many-body system. This might lead to an insulator-like behavior without a gap.

In conclusion, we demonstrated the realization of a Mott state of molecules. It is an interesting question, whether gapless systems can have insulating properties due to fast on-site losses. Furthermore, the strategies used here are applicable to the creation of heteronuclear molecules starting from a mixed-species cloud [23]. If such molecules are subsequently transferred to lower ro-

vibrational states, they can have a large permanent electric dipole moment [24]. This makes the production of ultracold dipolar molecules possible, which offers new possibilities in quantum information processing and quantum simulations [2, 3, 4, 5]. Moreover, the Mott state of molecules is an important step towards the production of a BEC of molecules in the ro-vibrational ground-state [25].

METHODS

Dipole trap setup. The experiment begins with the creation of a BEC of ^{87}Rb atoms in a magnetic trap [18]. Once created, the BEC is transferred into an optical dipole trap which is created by crossing two light beams at right angles. One beam has a wavelength of 1064 nm, a power of 170 mW, and a waist ($1/e^2$ radius of intensity) of $140\ \mu\text{m}$. The other beam has a wavelength of 1050 nm, a power of 2.1 W, and an elliptically shaped focus with waists of $60\ \mu\text{m}$ and $700\ \mu\text{m}$. The crossed-beam dipole trap creates an approximately harmonic confinement with measured trap frequencies of 20, 20, and 110 Hz. The strongest confinement supports the atoms against gravity. After loading the dipole trap, a magnetic field of roughly 1000 G is applied. The atoms are transferred [26] to the absolute ground state $|F = 1, m_F = 1\rangle$, which has a Feshbach resonance at 1007.4 G with a width of 0.2 G [26, 27]. The dipole-trap light at 1050 nm comes from a multi-frequency fiber laser with a linewidth of ~ 1 nm. The experiment shows that this causes fast loss of the molecules, presumably due to photodissociation. Therefore, the power of the dipole-trap light is slowly reduced to zero just before associating the molecules and slowly ramped back up to its original value just after dissociating them. Finally, the dipole trap and the optical lattice are switched off simultaneously.

Lattice setup. A simple-cubic optical lattice is created by illuminating the BEC with three retro-reflected light beams with a waist of $140\ \mu\text{m}$. The finite waists of the lattice beams give rise to an additional overall confinement. For $V_0 = 15E_r$, this corresponds to an estimated trap frequency of 50 Hz. This harmonic potential adds to the potential of the dipole trap. Note that the polarizability of a Feshbach molecule is approximately twice as large as for one atom. Hence, the molecules experience a lattice depth of $2V_0$.

Inelastic collisions. If one considers only lattice sites which are occupied by exactly two molecules, and if tunneling is negligible, then the sites will decay independently of each other. Hence, the total population of these sites will decay exponentially. At $V_0 = 15E_r$, the measured rate coefficient for inelastic molecule-molecule collisions [28] leads to an estimated lifetime of $8\ \mu\text{s}$.

Acknowledgements We thank J. I. Cirac, T. Esslinger, and W. Zwerger for fruitful discussions.

-
- [1] Greiner, M., Mandel, O., Esslinger, T., Hänsch, T. W., & Bloch, I. Quantum phase transition from a superfluid to a Mott insulator in a gas of ultracold atoms. *Nature (London)* **415**, 39–44 (2002).
- [2] Góral, K., Santos, L., & Lewenstein, M. Quantum phases of dipolar bosons in optical lattices. *Phys. Rev. Lett.* **88**, 170406 (2002).
- [3] Lee, C. & Ostrovskaya, E. A. Quantum computation with diatomic bits in optical lattices. *Phys. Rev. A* **72**, 062321 (2005).
- [4] Micheli, A., Brennen, G. K., & Zoller, P. A toolbox for lattice-spin models with polar molecules. *Nature Physics* **2**, 341 (2006).
- [5] Barnett, R., Petrov, D., Lukin, M., & Demler, E. Quantum magnetism with multicomponent polar molecules in an optical lattice. Preprint at (<http://arXiv.org/abs/cond-mat/0601302>) (2006).
- [6] Regal, C. A., Ticknor, C., Bohn, J. L., & Jin, D. S. Creation of ultracold molecules from a Fermi gas of atoms. *Nature (London)* **424**, 47–50 (2003).
- [7] Herbig, J., Kraemer, T., Mark, M., Weber, T., Chin, C., Nägerl, H.-C., & Grimm, R. Preparation of a pure molecular quantum gas. *Science* **301**, 1510–1513 (2003).
- [8] Dürr, S., Volz, T., Marte, A., & Rempe, G. Observation of molecules produced from a Bose-Einstein condensate. *Phys. Rev. Lett.* **92**, 020406 (2004).
- [9] Strecker, K. E., Partridge, G. B., & Hulet, R. G. Conversion of an atomic Fermi gas to a long-lived molecular Bose gas. *Phys. Rev. Lett.* **91**, 080406 (2003).
- [10] Cubizolles, J., Bourdel, T., Kokkelmans, S. J., Shlyapnikov, G. V., & Salomon, C. Production of long-lived ultracold Li_2 molecules from a Fermi gas. *Phys. Rev. Lett.* **91**, 240401 (2003).
- [11] Jochim, S., Bartenstein, M., Altmeyer, A., Hendl, G., Chin, C., Hecker-Denschlag, J., & Grimm, R. Pure gas of optically trapped molecules created from fermionic atoms. *Phys. Rev. Lett.* **91**, 240402 (2003).
- [12] Xu, K., Mukaiyama, T., Abo-Shaeer, J. R., Chin, J. K., Miller, D. E., & Ketterle, W. Formation of quantum-degenerate sodium molecules. *Phys. Rev. Lett.* **91**, 210402 (2003).
- [13] Köhler, T., Góral, K., & Julienne, P. S. Production of cold molecules via magnetically tunable Feshbach resonances. Preprint at (<http://arXiv.org/abs/cond-mat/0601420>) (2006).
- [14] Thalhammer, G., Winkler, K., Lang, F., Schmid, S., Grimm, R., & Hecker-Denschlag, J. Long-lived Feshbach molecules in a three-dimensional optical lattice. *Phys. Rev. Lett.* **96**, 050402 (2006).
- [15] Jaksch, D., Bruder, C., Cirac, J. I., Gardiner, C. W., & Zoller, P. Cold bosonic atoms in optical lattices. *Phys. Rev. Lett.* **81**, 3108–3111 (1998).
- [16] Rom, T., Best, T., Mandel, O., Widera, A., Greiner, M., Hänsch, T. W., & Bloch, I. State selective production of molecules in optical lattices. *Phys. Rev. Lett.* **93**, 073002 (2004).
- [17] Ryu, C., Du, X., Yesilada, E., Dudarev, A. M., Wan, S., Niu, Q., & Heinzen, D. J. Raman-induced oscillation between an atomic and a molecular quantum gas. Preprint at (<http://arXiv.org/abs/cond-mat/0508201>) (2005).
- [18] Marte, A., Volz, T., Schuster, J., Dürr, S., Rempe, G., van Kempen, E. G., & Verhaar, B. J. Feshbach resonances in rubidium 87: Precision measurement and analysis. *Phys. Rev. Lett.* **89**, 283202 (2002).
- [19] Grimm, R. personal communication.
- [20] Gerbier, F., Widera, A., Fölling, S., Mandel, O., Gericke, T., & Bloch, I. Phase coherence of an atomic Mott insulator. *Phys. Rev. Lett.* **95**, 050404 (2005).
- [21] Schori, C., Stöferle, T., Moritz, H., Köhl, M., & Esslinger, T. Excitations of a superfluid in a three-dimensional optical lattice. *Phys. Rev. Lett.* **93**, 240402 (2004).
- [22] Cohen-Tannoudji, C., Dupont-Roc, J., & Grynberg, G. *Atom-photon interactions*. Wiley, New York (1992). pp. 49–59.
- [23] Damski, B., Santos, L., Tiemann, E., Lewenstein, M., Kotochigova, S., Julienne, P., & Zoller, P. Creation of a dipolar superfluid in optical lattices. *Phys. Rev. Lett.* **90**, 110401 (2003).
- [24] Sage, J. M., Sainis, S., Bergeman, T., & DeMille, D. Optical production of ultracold polar molecules. *Phys. Rev. Lett.* **94**, 203001 (2005).
- [25] Jaksch, D., Venturi, V., Cirac, J. I., Williams, C. J., & Zoller, P. Creation of a molecular condensate by dynamically melting a Mott insulator. *Phys. Rev. Lett.* **89**, 040402 (2002).
- [26] Volz, T., Dürr, S., Ernst, S., Marte, A., & Rempe, G. Characterization of elastic scattering near a Feshbach resonance in ^{87}Rb . *Phys. Rev. A* **68**, 010702(R) (2003).
- [27] Dürr, S., Volz, T., & Rempe, G. Dissociation of ultracold molecules with Feshbach resonances. *Phys. Rev. A* **70**, 031601(R) (2004).
- [28] Syassen, N. *et al.*, (in preparation).