

Variational ground states of 2D antiferromagnets in the valence bond basis

Jie Lou and Anders W. Sandvik

Department of Physics, Boston University, 590 Commonwealth Avenue, Boston, Massachusetts 02215

(Dated: December 2, 2024)

We study a variational wave function for the ground state of the two-dimensional $S = 1/2$ Heisenberg antiferromagnet in the valence bond basis. The expansion coefficients are products of amplitudes $h(x, y)$ for valence bonds connecting spins separated by (x, y) lattice spacings. In contrast to previous studies, in which a functional form for $h(x, y)$ was assumed, we here optimize all the amplitudes for lattices with up to 16×16 spins. The energy for large systems deviates by less than 0.1% from the exact value (calculated using quantum Monte Carlo simulations), and the spin correlations are also well reproduced. The long-distance behavior of the bond amplitudes is $h(r) \sim 1/r^3$. We also discuss some results for small frustrated lattices.

PACS numbers: 75.10.Jm, 75.40.Mg, 75.40.Cx. 05.30.-d

The valence bond (VB) basis was first discussed by Rumer¹ and Pauling² in the 1930s and was shortly thereafter applied in spin-chain calculations by Hulthén.³ For a quantum spin systems with $N/2$ spins, this overcomplete and non-orthogonal basis consists of states that are products of $N/2$ pair singlets where, in the most general case, the members of a singlet can be separated by an arbitrary distance. Any singlet state can be expanded in this basis. After Anderson's proposal of a resonating-valence-bond (RVB) state⁴ as a natural starting point for understanding high-temperature superconductivity in the cuprates,⁵ variational VB states were investigated for both doped and undoped antiferromagnets.^{6,7} The RVB mechanism is based on states dominated by short valence bonds, which in the extreme case are described by the quantum dimer model.⁸ It was early on established, however, that the ground state of the 2D Heisenberg model with nearest-neighbor interactions, which describes the undoped cuprates, in fact requires an algebraic, not exponential, decay of the bond-length probability.⁶

Attempts were made to use the VB basis as a framework for numerical calculations,^{9,10,11,12,13} but, with very few exceptions,¹⁴ this was not pursued further. It was recently noted, however, that there are advantages of carrying out quantum Monte Carlo (QMC) calculations in the VB basis, including absence of sign problems for a class of models that are sign-problematic in the standard S^z basis.¹⁵ Variational VB schemes should also be further explored, especially for frustrated systems¹⁶ for which there are currently no unbiased methods applicable for large lattices. In this paper we report a benchmark variational calculation going beyond previous VB variational studies of the 2D Heisenberg model. Instead of assuming a functional form for the bond-length amplitudes and optimizing a few parameters, we optimize all individual amplitudes in order to definitely establish the properties of this kind of wave function. We also report some preliminary studies of frustrated systems.

We study the $S = 1/2$ Heisenberg model;

$$H = J_1 \sum_{\langle i,j \rangle} \mathbf{S}_i \cdot \mathbf{S}_j + J_2 \sum_{\langle\langle i,j \rangle\rangle} \mathbf{S}_i \cdot \mathbf{S}_j, \quad (1)$$

where $\langle i, j \rangle$ and $\langle\langle i, j \rangle\rangle$ denote, respectively, nearest and next-nearest neighbor sites on a 2D square lattice and $J_1 > 0$. For most of our calculations we will focus on the standard case of $J_2 = 0$, but at the end of the paper we will also consider the frustrated J_1 - J_2 model. The properties of the model with $J_2 = 0$ have been known for a long time,¹⁷ but for $J_2 > 0$ the nature of the ground state for $J_2 \approx J_1/2$ is still controversial.^{18,19}

The general form of a VB wave function is

$$\begin{aligned} |\Psi\rangle &= \sum_k f_k | (a_1^k, b_1^k) \cdots (a_{N/2}^k, b_{N/2}^k) \rangle \\ &= \sum_k f_k | V_k \rangle, \end{aligned} \quad (2)$$

where (a_i^k, b_i^k) represents a singlet formed by the spins at sites a and b in VB configuration k ;

$$(a, b) = \frac{1}{\sqrt{2}} (\uparrow_a \downarrow_b - \downarrow_a \uparrow_b). \quad (3)$$

The notation $|V_k\rangle$ has been introduced in (2) for convenience. In the most general case, the VB configurations V_k include all the possible pairings of the N spins into $N/2$ valence bonds. A more restricted, but still massively overcomplete basis is obtained by first dividing the sites into two groups, A and B , which in the case of a bipartite lattice naturally corresponds to the two sublattices. In principle the grouping is arbitrary and can be done also for frustrated systems. Here we will use such a restricted VB basis and always (also when considering the frustrated case) take A and B to refer to the sublattices of the square lattice with nearest-neighbor couplings. We fix the ‘‘orientation’’ of the singlet in (3) by always taking the first index in (a, b) from A and the second one from B . With this convention one can show that all the expansion coefficients f_k in Eq. (2) can be taken as positive (corresponding to the Marshall sign rule) in the case of $J_2 = 0$.^{6,12} For $J_s > 0$ there also, in principle, exists a positive-definite expansion, since a negative coefficient f_k can be made positive simply by reversing the order of the indices in one singlet in that particular state. However, no practically useful convention for fixing the order is known.

We consider expansion coefficients of the form previously studied by Liang, Doucot and Anderson;⁶

$$f_k = \prod_{i=1}^{N/2} h(a_i^k, b_i^k) = \prod_{i=1}^{N/2} h(x_i^k, y_i^k) \quad (4)$$

where x_i and y_i are the x and y separations (number of lattice constants) between sites a_i, b_i connected by valence bond i . Considering the lattice symmetries (we use periodic boundary conditions), there are hence $\approx N/8$ independent amplitudes $h(x, y)$ to optimize. In the previous study,⁶ only a few short-distance amplitudes were optimized and beyond this an asymptotic form depending only on the length r of the bond was assumed. With a power-law form, $h(x, y) \sim 1/r^p$ (the “Manhattan distance” $r = |x| + |y|$ was used, but this is not important) it was found that long-range Neel order requires $p < 5$. The best variational energy was obtained with $p = 4$, giving a deviation $\Delta E/J_1 \approx 0.0008$ (or $\approx 0.12\%$) from the exact ground state energy.

We here optimize all $h(x, y)$ by combining a Newton method and a conjugate gradient method (the Fletcher Reeves method²⁰). Below we will show that the energy of our optimized wave function deviates by less than 0.1% from the exact ground state energy for system with up to 16×16 spins. The size dependence of ΔE shows that this accuracy should persist in the thermodynamic limit. The spin-spin correlations are also well reproduced (within a few percent). We find that the long-distance form of the amplitude is $h \sim 1/r^3$. We also compare the variational wave function with the exact ground state in the case of the 4×4 lattice, and find that the overlap is ≈ 0.9998 .

We now discuss the technical details of these calculations. We write the expectation value of the energy as

$$E = \langle \Psi | H | \Psi \rangle = \frac{\sum_{kl} f_k f_l \langle V_k | V_l \rangle \frac{\langle V_k | H | V_l \rangle}{\langle V_k | V_l \rangle}}{\sum_{kl} f_k f_l \langle V_k | V_l \rangle}. \quad (5)$$

The overlap $\langle V_k | V_l \rangle$ between two VB states is related to the loops forming when the two bond configurations are superimposed; $\langle V_k | V_l \rangle = 2^{N_l - N/2}$, where N_l is the number of loops. Matrix elements of $\mathbf{S}_i \cdot \mathbf{S}_j$ are also easy to evaluate in terms of the loop structure. If i and j belong to the same loop, $\langle V_k | \mathbf{S}_i \cdot \mathbf{S}_j | V_l \rangle / \langle V_k | V_l \rangle = \pm 3/4$ (+ for i, j on the same sublattice and $-$ else), and else the matrix element vanishes.^{6,12} Expressions for more complicated operators have also been derived.²¹ For a given set of amplitudes $h(x, y)$, we evaluate the energy using the Metropolis Monte Carlo algorithm described in Ref. 6. The elementary update of the bonds amounts to choosing two next-nearest-neighbor sites a, c (or in principle any a, c in the same sublattice), and (assuming here that a and c are in sublattice A) reconfiguring the bonds $(a, b), (c, d)$ they are connected to according to; $(a, b)(c, d) \rightarrow (a, d)(c, b)$.

In order to minimize the energy (5) we use its first and second derivatives with respect to all the amplitudes. Moving in a certain direction \mathbf{g} in amplitude space, the

current amplitude vector \mathbf{h}_n is updated from step n to $n + 1$ according to

$$\mathbf{h}_{n+1} = \mathbf{h}_n - \frac{E'_g(\mathbf{h}_n)}{E''_g(\mathbf{h}_n)} \hat{\mathbf{g}}, \quad (6)$$

where E'_g and E''_g are the first and second derivatives of the energy, taken along the \mathbf{g} direction. These derivatives are obtained from the derivatives with respect to individual amplitude $h(x, y)$, which are evaluated during the sampling of VB configurations in the following way: Writing the energy expectation value as

$$\langle E \rangle = \frac{\sum_p W_p E_p}{\sum_p W_p}, \quad W_p = \prod_{x,y} h(x, y)^{n_{xy}}, \quad (7)$$

where n_{xy} is the total number of VBs of size (x, y) in the VB configurations V_k and V_l , the Monte Carlo estimator for the first derivative is

$$\frac{\partial \langle E \rangle}{\partial h_a} = \left\langle \frac{n_a}{h_a} E \right\rangle - \left\langle \frac{n_a}{h_a} \right\rangle \langle E \rangle, \quad (8)$$

Here, to simplify the notation, we use a as a collective index for (x, y) . The second derivatives are

$$\begin{aligned} \frac{\partial^2 \langle E \rangle}{\partial h_a^2} &= \frac{1}{h_a^2} \left(\langle n_a^2 E \rangle - \langle n_a^2 \rangle \langle E \rangle - \langle n_a E \rangle + \langle n_a \rangle \langle E \rangle \right. \\ &\quad \left. + 2 \langle n_a \rangle^2 \langle E \rangle - 2 \langle n_a \rangle \langle n_a E \rangle \right), \end{aligned} \quad (9)$$

$$\begin{aligned} \frac{\partial^2 \langle E \rangle}{\partial h_a \partial h_b} &= \frac{1}{h_a h_b} \left(\langle n_a n_b E \rangle - \langle n_a n_b \rangle \langle E \rangle + 2 \langle n_a \rangle \langle n_b \rangle \langle E \rangle \right. \\ &\quad \left. - \langle n_a \rangle \langle n_b E \rangle - \langle n_b \rangle \langle n_a E \rangle \right). \end{aligned} \quad (10)$$

There are $\sim N^2$ second derivatives and hence computing all of them requires a significant computational effort. The statistical fluctuations are also relatively large for large lattices. We therefore use also an alternative energy minimization, requiring only the first derivatives;

$$\mathbf{h}_{n+1} = \frac{E'_g(\mathbf{h}_n) \mathbf{h}_{n-1} - E'_g(\mathbf{h}_{n-1}) \mathbf{h}_n}{E'_g(\mathbf{h}_n) - E'_g(\mathbf{h}_{n-1})}. \quad (11)$$

This amplitude update, which gives the exact minimum in the quadratic regime, works well when $h(x, y)$ are getting close to their optimum values.

Since we have many amplitudes $h(x, y)$ to optimize, we choose our optimization direction by the conjugate gradient method. The first direction is the gradient direction. In subsequent steps we choose the direction conjugate to the former one, satisfying the relation

$$\mathbf{h}_{n+1} \cdot \mathbf{A} \cdot \mathbf{h}_n = 0, \quad (12)$$

where A is the Hessian Matrix. In practice, we have found that the number of line optimizations required for energy convergence is of the same order as the total number of different amplitudes. Since the optimization is

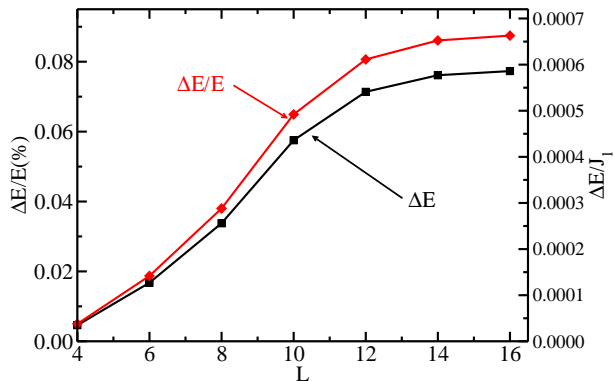


FIG. 1: (Color online) Relative and absolute deviations of the variational ground state energy from the exact energy.

based on a stochastic scheme, the final results of course have statistical errors.

We now discuss our results. Fig. 1 shows the deviation ΔE of the energy from the exact ground state energy obtained using QMC calculations.²² The deviation is extremely small for the 4×4 system—about 0.005%—but grows as the lattice size increases. For large systems it converges to $\Delta E/E \approx 0.09\%$, or $\Delta E \approx 0.0006J_1$. This can be compared with a slightly larger error, $\Delta E \approx 0.0008J_1$, in the previous calculation.⁶

Fig. 2 shows the correlation function,

$$C(x_i - x_j, y_i - y_j) = \langle \mathbf{S}_i \cdot \mathbf{S}_j \rangle, \quad (13)$$

at the longest lattice distance, $(x, y) = (L/2, L/2)$, as a function of lattice size. The inset shows the staggered structure factor;

$$S(\pi, \pi) = \frac{1}{N} \sum_{i,j} \langle \mathbf{S}_i \cdot \mathbf{S}_j \rangle (-1)^{x_i - x_j + y_i - y_j}. \quad (14)$$

We again compare with unbiased high-precision results from QMC calculations.²² The structure factor of the variational ground state agrees very well with the exact result for these lattice sizes. The long-distance correlations show deviations that increase slightly with L . For $L = 16$ the deviation is about 5%, which we expect to be approximately the case also in the long-distance limit.

Liang et al. did not conclusively settle the question of the long-distance behavior of the amplitudes $h(x, y)$.⁶ The best variational energy was obtained with an algebraic decay; $h \sim 1/r^4$. However, the energy is not very sensitive to the long-distance behavior and the values obtained for $1/r^2$ and $1/r^3$ were not substantially different. In a recent QMC calculation, the probability distribution $P(x, y)$ of the bonds was calculated, using a numerically exact ground state projector QMC method.¹⁵ The form $P(r) \sim 1/r^3$ was found (with no discernible angular dependence). Without a “hard-core” constraint for the VB dimers, the probabilities would clearly be proportional to the amplitudes; $P(x, y) \propto h(x, y)$, and even with the hard-core constrain one would expect the two to

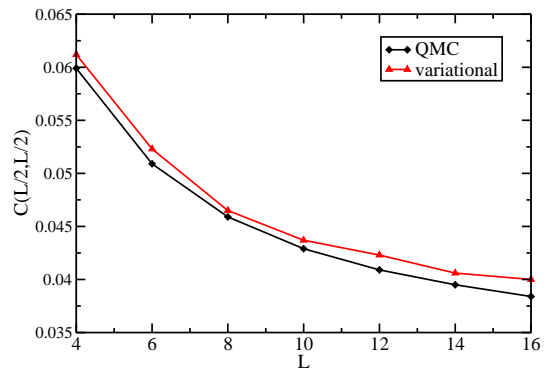


FIG. 2: (Color online) The long-distance spin-spin correlation function versus lattice size, compared with QMC results. The inset shows the staggered structure factor $S(\pi, \pi)$.

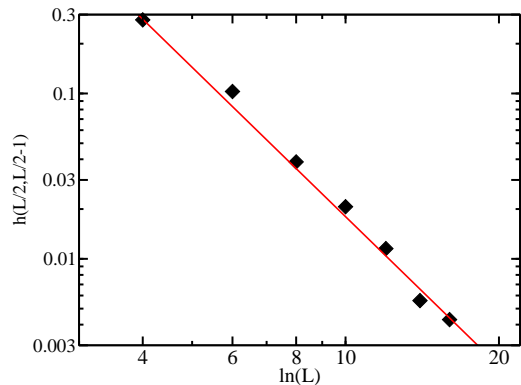


FIG. 3: (Color online) Log-log plot of the amplitude $h(L/2, L/2 - 1)$ versus the system size. Statistical errors are of the order of the size of the symbols. The line shows the power-law $h \sim 1/L^3$.

be strongly related to each other. In fact, as was pointed out in Ref. 15, a wave function with $h(r) \sim r^{-p}$ does result in $P(r) \sim r^{-p}$. Our variational calculation confirms that indeed the fully optimized $h(r) \sim 1/r^3$, as shown in Fig. 3 for the longest bonds on the periodic lattices.

For the 4×4 lattice we can compare the variational wave function with the exact ground state obtained by exact diagonalization. This comparison is most easily done by first transforming the VB state to the S^z basis. Taking into account the lattice symmetries, there are 822 $m_z = 0$ states with momentum $k = 0$. We generate the $8!$ VB states $|V_k\rangle$ using a permutation scheme and convert each of them into 2^8 S^z -basis states with weights $\pm \prod h(x, y)$. We then transform these into the $k = 0$ sector and calculate the overlap with the exact ground state. With the amplitudes normalized by $h(1, 0) = 1$, there is only one independent amplitude, $h(2, 1)$, to vary for the 4×4 lattice. In Fig. 4 we show the overlap as a function of $h(2, 1)$. We also indicate the value of $h(2, 1)$ obtained in the Monte Carlo variational procedure—it matches perfectly that of the maximum overlap.

We have also studied the hamiltonian (1) with $J_2 > 0$

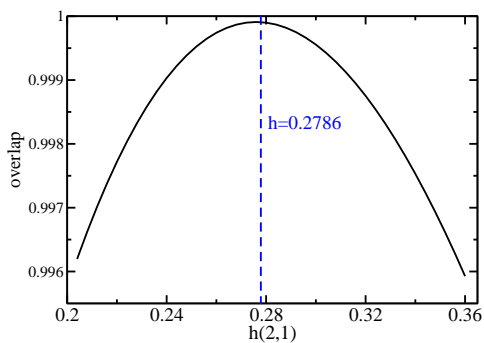


FIG. 4: (Color online) Overlap between the exact 4×4 ground state and the VB wave function versus the amplitude $h(2,1)$. The optimum $h(2,1)$ obtained in the variational calculation is indicated.

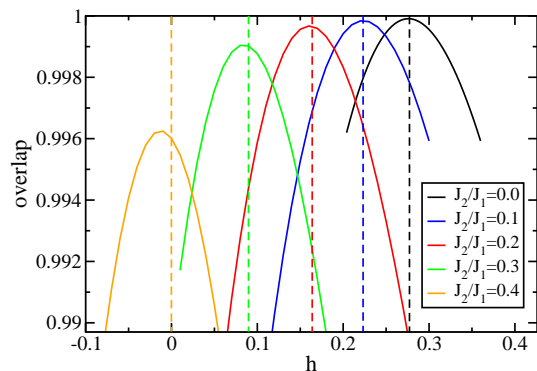


FIG. 5: (Color online) Overlap between the exact 4×4 ground state and the VB wave function for different values of the frustration J_2/J_1 . The amplitudes obtained in variational Monte Carlo calculations are indicated with the dashed lines.

on the 4×4 lattice, as a first step in developing variational VB schemes for frustrated systems. In the exact calculation we can study both positive and negative values of

$h(2,1)$, but for now we restrict the variational calculation to $h(2,1) > 0$, in order to avoid a Monte Carlo sign problem. It should be noted, however, that this sign problem is much less severe than in exact QMC schemes,^{15,23} and hence there is some hope of actually being able to consider mixed signs in the variational scheme.

In Fig. 5 we plot the dependence on $h(2,1)$ of the overlap between the VB wave function and the exact ground state for several values of J_2/J_1 . The $h(2,1)$ corresponding to maximum overlap decreases as the frustration increases. For $J_2/J_1 = 0.4$ the best overlap occurs for $h(2,1) < 0$. The optimum overlap decreases quickly with $h(2,1)$, indicating the increasing effects of bond correlations not taken into account in the product form of the expansion coefficients. We also show the $h(2,1)$ obtained in the variational calculation. Interestingly, this value coincides well with the maximum overlap only when the frustration is weak, showing that the best variational state taken from a given class of states is not always the best state in that class in terms of the wave function.

In conclusion, a variational valence bond wave function, parametrized in terms of bond amplitude products, gives an over-all good description of the 2D Heisenberg model. The deviation of the ground state energy from the exact value is $\approx 0.09\%$ for large lattices; about 30% better than in past calculations where a functional form was assumed for the amplitudes.⁶ As expected, the quality of this class of wave functions decreases when frustrated interactions are introduced, but it should still be interesting to carry out calculations also for larger lattices. We are currently exploring the inclusion of bond-pair correlations to further improve the variational wave function for this and other models. We are also investigating schemes for frustrated systems.

We would like to thank Kevin Beach for useful discussions. This work is supported by the NSF under Grant No. DMR-0513930.

- ¹ G. Rumer, Göttingen Nachr. Tech. **1932**, 377 (1932).
- ² L. Pauling, J. Chem. Phys. **1**, 280 (1933).
- ³ L. Hulthén, Arkiv Mat. Astron. Fysik **26A**, No. 11 (1938).
- ⁴ P. Fazekas and P. W. Anderson, Philos. Mag. **30**, 23 (1974).
- ⁵ P. W. Anderson, Science **235**, 1196 (1987); P. W. Anderson, G. Baskaran, Z. Zou, and T. Hsu, Phys. Rev. Lett. **58**, 2790 (1987).
- ⁶ S. Liang, B. Doucot, and P. W. Anderson, Phys. Rev. Lett. **61**, 365 (1988).
- ⁷ N. E. Bonesteel, and J. W. Wilkins, Phys. Rev. Lett. **66**, 1232 (1991).
- ⁸ S. A. Kivelson, D. S. Rokhsar, and J. P. Sethna, Phys. Rev. B **35**, 8865 (1987).
- ⁹ P. L. Iske and W. J. Caspers, Physica A **142**, 360 (1987).
- ¹⁰ M. Kohmoto, Phys. Rev. B **37**, 3812 (1988).
- ¹¹ S. Tang and H. Q. Lin, Phys. Rev. B **38**, 6863 (1988).
- ¹² B. Sutherland, Phys. Rev. B **37**, 3786 (1988).

- ¹³ S. Liang, Phys. Rev. B **42**, 6555 (1990).
- ¹⁴ G. Santoro, S. Sorella, L. Guidoni, A. Parola, and E. Tosatti, Phys. Rev. Lett. **83**, 3065 (1999).
- ¹⁵ A. W. Sandvik, Phys. Rev. Lett. **95**, 207203 (2005).
- ¹⁶ G. Misguich and C. Lhuillier, in *Frustrated spin systems*, edited by H. T. Diep (World-Scientific, 2005).
- ¹⁷ E. Manousakis, Rev. Mod. Phys. **63**, 1 (1991).
- ¹⁸ L. Capriotti, F. Becca, A. Parola, and S. Sorella, Phys. Rev. Lett. **87**, 097201 (2001).
- ¹⁹ J. Sirker, Z. Weihong, O. P. Sushkov, and J. Oitmaa, cond-mat/0601183.
- ²⁰ W. Press, B. Flannery, Saul. Teukolsky, W. Vetterling, *Numerical Recipes* (Cambridge University Press, 1990).
- ²¹ K. S. D. Beach and A. W. Sandvik (unpublished).
- ²² A. W. Sandvik, Phys. Rev. B **56**, 11678 (1997).
- ²³ P. Henelius and A. W. Sandvik, Phys. Rev. B **62**, 1102 (2000).