

Synchronization on community networks

Tao Zhou^{1,2}, Ming Zhao¹, Guanrong Chen², Gang Yan³, and Bing-Hong Wang¹

¹*Department of Modern Physics and Nonlinear Science Center,*

University of Science and Technology of China, Anhui Hefei 230026, PR China

²*Department of Electronic Engineering, City University of Hong Kong, Hong Kong SAR, PR China*

³*Department of Electronic Science and Technology,*

University of Science and Technology of China, Hefei Anhui, 230026, PR China

(Dated: September 11, 2018)

In this Letter, we propose a growing network model that can generate scale-free networks with a tunable community strength. The community strength, C , is directly measured by the ratio of the number of external edges to internal ones; a smaller C corresponds to a stronger community structure. According to the criterion obtained based on the master stability function, we show that the synchronizability of a community network is significantly weaker than that of the original Barabási-Albert network. Interestingly, we found an unreported linear relationship between the smallest nonzero eigenvalue and the community strength, which can be analytically obtained by using the combinatorial matrix theory. Furthermore, we investigated the Kuramoto model and found an abnormal region ($C \leq 0.002$), in which the network has even worse synchronizability than the uncoupled case ($C = 0$). On the other hand, the community effect will vanish when C exceeds 0.1. Between these two extreme regions, a strong community structure will hinder global synchronization.

PACS numbers: 89.75.Hc, 05.45.Xt

Synchronization is observed in a variety of natural, social, physical and biological systems, and has found applications in a variety of fields [1]. The large number of networks of coupled dynamical systems that exhibit synchronized states are subjects of great interest. In the early stage, these studies are restricted to either the regular networks [2], or the random ones [3]. Recently, inspired by the new discovery of several common characteristics of real networks, the majority of the studies about network synchronization focus on networks with complex topologies. The effects of average distance [4], heterogeneity [5], clustering [6], and weight distribution [7] on network synchronizability have been extensively investigated.

Besides the small-world and scale-free properties, it

has been demonstrated that many real networks have the so-called *community structure* [8]. Qualitatively, a community is defined as a subset of nodes within a network such that connections between the nodes therein are denser than that with the rest of the network [9]. Very recently, by applying the epidemiological models on community networks, it was found that the network epidemic dynamics are highly affected by the community structure [10]. To date, however, the issue of synchronization on community networks has not been fully investigated. Based on a toy network model with a tunable *community strength*, in this Letter we intend to provide a first analysis on how community structure affects the network synchronizability.

Our model starts from n community cores, each core contains m_0 fully connected nodes. Initially, there are no connections among different community cores. At each time step, for each community core, one node is added. Thus, there are in total n new nodes being added in one time step. Each node will attach m edges to existing nodes within the same community core, and simultaneously m' edges to existing nodes outside this community core. The former are *internal edges*, and the latter are *external edges*. Note that, the m and m' are not necessary to be integers, for example, to generate 2.7 edges can be implemented as follows: Firstly, generate 2 edges, and then generate the third one with probability 0.7. Similar to the evolutionary mechanism of Barabási-Albert (BA) networks [11], we assume the probability of choosing an existing node i to connect to is proportional to i 's degree k_i . Each community core will finally become a single community of size N_c , and the network size $N = nN_c$. By using the rate-equation approach [12], one can easily obtain the degree distribution of the whole network, $p(k) \sim k^{-3}$. For simplicity, we directly use the ratio of

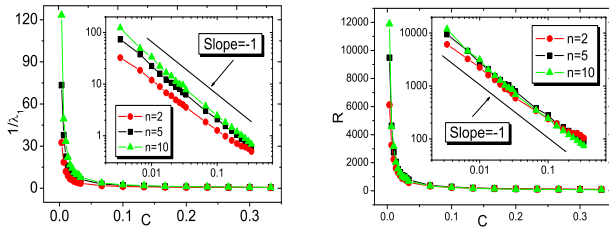


FIG. 1: (Color online) The inverse of the smallest nonzero eigenvalue $1/\lambda_1$ (left) and the eigenratio R (right) vs C . The red circles, black squares, and green triangles represent the cases of $n = 2$, $n = 5$, and $n = 10$, respectively. As shown in the insets, the same data can be well fitted by a straight line with slope ≈ -1 in the log-log plot, indicating the relation $\frac{1}{\lambda_1} \sim C^{-1}$. All the data are obtained as the average over 10 realizations, and for each realization, the network parameters $N = 5000$ and $m = 3$ are fixed.

external edges to internal ones, $C = \frac{m'}{m}$, to measure the strength of the community structure. Clearly, a smaller C corresponds to sparser external edges thus a *stronger* community structure.

Next, we investigate how the community strength C affects the network synchronizability. Consider N identical dynamical systems (oscillators) with the same output function, which are the nodes of a network and coupled linearly and symmetrically with neighbors through edges. The coupling fashion ensures the synchronization manifold be an invariant manifold, and the dynamics can be locally linearized near the synchronous state. The state of the i th oscillator is described by \mathbf{x}^i , and the set of equations of motion governing the dynamics of the N coupled oscillators is

$$\dot{\mathbf{x}}^i = \mathbf{F}(\mathbf{x}^i) - \sigma \sum_{j=1}^N G_{ij} \mathbf{H}(\mathbf{x}^j), \quad (1)$$

where $\dot{\mathbf{x}}^i = \mathbf{F}(\mathbf{x}^i)$ governs the dynamics of the i th individual oscillator, $\mathbf{H}(\mathbf{x}^j)$ is the output function, σ is the coupling strength, and the $N \times N$ Laplacian \mathbf{G} is given by

$$G_{ij} = \begin{cases} k_i & \text{for } i = j \\ -1 & \text{for } j \in \Lambda_i \\ 0 & \text{otherwise.} \end{cases} \quad (2)$$

Being positive semidefinite, all the eigenvalues of \mathbf{G} are nonnegative reals and the smallest eigenvalue λ_0 is always a single zero, for the rows of \mathbf{G} have zero sums. Thus, the eigenvalues can be ranked as $0 = \lambda_0 < \lambda_1 \leq \dots \leq \lambda_{N-1}$. If the synchronized region is left-unbounded, according to the Wang-Chen (WC) criterion [13], the network synchronizability can be measured by the inverse of the smallest nonzero eigenvalue $1/\lambda_1$: the smaller the $1/\lambda_1$, the better synchronizability, and vice versa. We show the numerical results about the relation between $1/\lambda_1$ and C in the left plot of Fig. 1. Clearly, the community structure will hinder the global synchronization. More interestingly and significantly, we found an unreported linear relationship, $\lambda_1 \propto C$. This seems a universal law for community networks if the community structure is sufficiently strong (i.e. C is sufficiently small).

Denote by G_i the $N_c \times N_c$ Laplacian of the i th community, H_i the submatrix of G consisting of all the rows and columns corresponding to the nodes of the i th community. Note that H_i and G_i are different only in diagonal elements, and H_i 's smallest eigenvalue λ_{i0}^H is positive. By using the combinatorial matrix theory, one can first prove that the smallest nonzero eigenvalue λ_1 of G is equal to the minimal one of all the smallest eigenvalues λ_{i0}^H ($i = 0, 1, \dots, n$): $\lambda_1 = \min_{1 \leq i \leq n} \lambda_{i0}^H$. And, then, one is able to prove that for each matrix H_i , λ_{i0}^H is approximately linearly correlated with the community strength C . The strict and full proof is fairly complicated and is omitted here.

If the synchronized region is finite, according to the Pecora-Carroll-Barahona (PCB) criterion [14], the net-

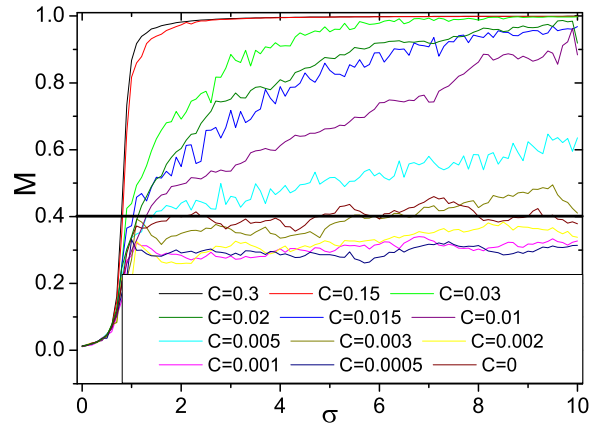


FIG. 2: (Color online) Order parameter M vs coupling strength σ for different values of the community strength C . The solid line represents $M = 0.403$. All the data are obtained as the average over 100 realizations. For each realization, the network parameters $N = 5000$, $n = 5$, $N_c = 1000$ and $m = 3$ are fixed.

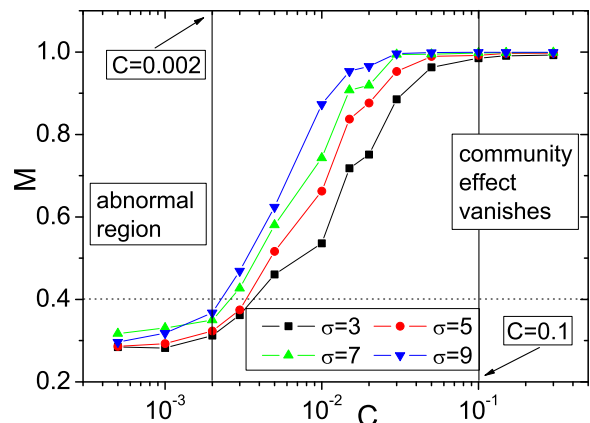


FIG. 3: (Color online) Order parameter M vs community strength C for different values of the coupling strength σ . The dash line represents $M = 0.403$. All the data are obtained by the average over 100 realizations. For each realization, the network parameters $N = 5000$, $n = 5$, $N_c = 1000$ and $m = 3$ are fixed.

work synchronizability can be measured by the eigenratio $R = \lambda_{N-1}/\lambda_1$: the smaller it is, the better synchronizability will be, and vice versa. We also have checked that the maximal eigenvalue is not sensitive to the change of the community strength (it slowly diminishes as C decreases), thus both the WC and PCB criteria give qualitatively the same result (see the right plot of Fig. 1 for the case of the PCB criterion).

Hereinafter, we investigate a network of nonidentical Kuramoto oscillators [15], obeying the coupled differential equations

$$\frac{d\phi_i}{dt} = \omega_i + \frac{\sigma}{k_i} \sum_j a_{ij} \sin(\phi_i - \phi_j), \quad (3)$$

where $0 \leq \phi_i < 2\pi$ are phase variables, ω_i are intrinsic frequencies, $i = 1, 2, \dots, N$, σ is the coupling strength, and $[a_{ij}]$ is the adjacency matrix ($a_{ij} = 1$ iff nodes i and j are connected). Initially, ϕ_i and ω_i are randomly and uniformly distributed in the intervals $[0, 2\pi)$ and $[-0.5, 0.5]$, respectively. The numerical results are obtained by integrating Eqs. (3) using the Runge-Kutta method with step size 0.01. To characterize the synchronized states, we use the order parameter

$$\mathbb{M} = \left\{ \left| \frac{1}{N} \sum_{j=1}^N e^{i\phi_j} \right| \right\}, \quad (4)$$

where $\{\cdot\}$ signifies the time averaging. The order parameters are averaged over 10^4 time steps, excluding the former 5000 time steps, to allow for relaxation to a steady state. Clearly, \mathbb{M} is of order $1/\sqrt{N}$ if the oscillators are completely uncorrelated, and will approach 1 if they are all in the same phase.

Fig. 2 reports the simulation results for different community strength C . Whatever the value of C , the parameter \mathbb{M} increases sharply after a critical point $\sigma_c = 0.6$. This point is just the same as the critical point at which synchronized behavior emerges in each separate community (BA network of size 1000 and with average degree 6). For all the cases with $C \geq 0.003$, a strong community structure (i.e. a smaller C) hinders global synchronization. It is difficult to harmonize different communities based only on a very few external edges. The community effect becomes lower as C increases. For sufficiently large C (see the cases of $C = 0.15$ and $C = 0.30$ in Fig. 2), the network synchronized behavior is almost the same as that of the original BA network; that is, community effect vanishes.

Consider a network consisting of n uncoupled communities ($C = 0$), and each community itself can approach a nearly completely synchronized state. The order parameter \mathbb{M} of the whole network is

$$\mathbb{M}(n) = \frac{1}{n(2\pi)^n} \int_0^{2\pi} d\phi_1 \int_0^{2\pi} d\phi_2 \cdots \int_0^{2\pi} d\phi_n \chi, \quad (5)$$

where $\chi = \sqrt{(\sum_i \sin\phi_i)^2 + (\sum_i \cos\phi_i)^2}$. The numerical result $\mathbb{M}(5) \approx 0.403$ is represented by a horizontal line in Fig. 2. The corresponding simulation with $C = 0$ shows that \mathbb{M} slightly fluctuates around 0.403 for sufficiently large σ , which is in accordance with the above numerical result. Interestingly, we found an abnormal region $C \leq 0.002$, in which the networks have even worse synchronizability than the uncoupled (unconnected) case. Within this region, each separate community can not get

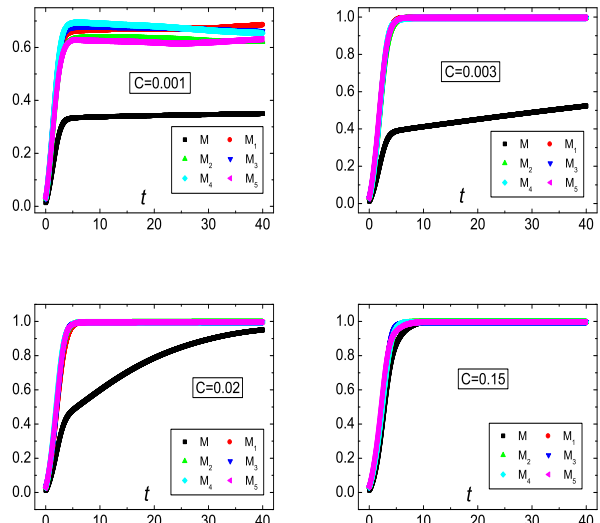


FIG. 4: (Color online) The order parameters vs time for the whole network and each community. The network parameters are $N = 5000$, $n = 5$, $N_c = 1000$ and $m = 3$. The coupling strength $\sigma = 5$ is fixed.

harmonized with other communities through its few external edges. On the contrary, the input signals containing by these edges disturb the synchronizing process of this community.

Fig. 3 shows the order parameter \mathbb{M} vs C for different σ . As mentioned above, when $C \leq 0.002$, \mathbb{M} can not reach the dash line ($\mathbb{M}=0.403$). We have also checked that even for very large σ , \mathbb{M} is always smaller than 0.403 if $C \leq 0.002$. The distinct difference between the original BA networks and the present community networks vanishes when the density of external edges exceeds 0.1. The division of those three regions is qualitative, and the borderlines between neighboring regions can not be exactly determined. However, it provides a clearer picture about the effect of the community structure.

To further understand the underlying mechanism of synchronization on community networks, we investigate the partial synchronization within a separate community. For the i th community, the corresponding order parameter \mathbb{M}_i is defined as

$$\mathbb{M}_i = \left\{ \left| \frac{1}{N_c} \sum_j e^{i\phi_j} \right| \right\}, \quad (6)$$

where the sum goes over all the nodes belonging to the i th community. Fig. 4 exhibits the temporal behaviors of order parameters for the whole network and for each community. The four plots correspond to the cases of $C = 0.001$, $C = 0.003$, $C = 0.02$, and $C = 0.15$, respectively. In the abnormal region ($C = 0.001$), due to the external disturbance, the order parameter of each community is remarkably below 1 even in the long time

limit. After M_i reaches its steady value ($t \approx 4$), M also becomes steady, indicating that the external edges can not harmonize different communities, but only introduce some noise thus hinder the partial synchronization. When $C \geq 0.003$, a separate community can approach a nearly completely synchronized state, and can harmonize with other communities; therefore, M will continuously increase after M_i gets steady. For sufficiently large C (see the case of $C = 0.15$), the whole network can approach the nearly completely synchronized state almost as quickly as the single separate community, and the effect of the community structure on network dynamics (at least for the Kuramoto model) is hardly observed.

In conclusion, we have proposed a scale-free network model with a tunable community strength and studied its synchronization phenomenon. We found an unreported linear relationship $\lambda_1 \propto C$, which is the first quantitative formula that describes the synchronizability of community networks. We have also checked that the maximal eigenvalue is not sensitive to the change of the community strength, thus both the Wang-Chen and Pecora-Carroll-Barahona criteria give qualitatively the same result: The stronger the community structure, the worse the synchronizability. Furthermore, we have investigated the Kuramoto model in community networks. Interestingly, we found an abnormal region, in which the networks have even worse synchronizability than the uncoupled case. Due to the complicity of the scale-free structure itself, we are unable to give a theoretical and analytical explanation about this observed phenomenon. An approximate analytic solution of a sim-

ilar phenomenon may be obtained based on a more ideal community network model, where each community is a complete graph (Very recently, this ideal model has also been investigated to show the effect of modular number on network synchronization [16]). Beyond this abnormal region, analogous to the result from the approach of the master stability function, increasing the density of external edges will sharply enhance the network synchronizability. However, when the density of external edges exceeds 0.1, the synchronized behavior becomes almost the same as that of the original BA networks and further enhancement can not be achieved. This result is not only of theoretical interest, but also significant in practice if one wants to enhance the synchronizability of community networks by adding external edges. Finally, we would like to point out that, although the present model is very simple, it provides a useful way to have detailed understanding about the effect of the community structure on network dynamics since the community strength in the model is adjustable. We believe that this model can also be applied to the studies on many other network dynamical processes.

This work was partially supported by the National Natural Science Foundation of China under Grant Nos. 70471033, 10472116, and 70571074, the Specialized Research Fund for the Doctoral Program of Higher Education (SRFDP No.20020358009), the Special Research Funds for Theoretical Physics Frontier Problems under Grant No. A0524701, and Specialized Program under the Presidential Funds of the Chinese Academy of Science.

-
- [1] S. H. Strogatz, *SYNC-How the emerges from chaos in the universe, nature, and daily life* (Hyperion, New York, 2003).
- [2] J. F. Heagy, T. L. Carroll and L. M. Pecora, Phys. Rev. E **50**, 1874 (1994); C. W. Wu and L. O. Chua, IEEE Trans. Circuits Syst., I: Fundam. Theory Appl. **42**, 430 (1995).
- [3] P. M. Gade, Phys. Rev. E **54**, 64 (1996); S. C. Manrubia and A. S. Mikhailov, Phys. Rev. E **60**, 1579 (1999).
- [4] P. M. Gade, and C. -K. Hu, Phys. Rev. E **62**, 6409 (2000); H. Hasegawa, Phys. Rev. E **70**, 066107 (2004); T. Zhou, M. Zhao, and B. -H. Wang, Phys. Rev. E **73**, 037101 (2006).
- [5] T. Nishikawa, A. E. Motter, Y. -C. Lai, and F. C. Hoppensteadt, Phys. Rev. Lett. **91**, 014101 (2003); H. Hong, B. J. Kim, M. Y. Choi, and H. Park, Phys. Rev. E **69**, 067105 (2004); M. Zhao, T. Zhou, B. -H. Wang, and W. -X. Wang, Phys. Rev. E **72**, 057102 (2005).
- [6] E. Oh, K. Rho, H. Hong, and B. Kahng, Phys. Rev. E **72**, 047101 (2005); X. Wu, B. -H. Wang, T. Zhou, W. -X. Wang, M. Zhao, and H. -J. Yang, Chin. Phys. Lett. **23**, 1046 (2006).
- [7] M. Chavez, D. -U. Hwang, A. Amann, H. G. E. Hentschel, and S. Boccaletti, Phys. Rev. Lett. **94**, 218701 (2005); M. Chavez, D. -U. Hwang, A. Amann, and S. Boccaletti, Chaos **16**, 015106 (2006); C. Zhou, A. E. Motter, and J. Kurth, Phys. Rev. Lett. **96**, 034101 (2006).
- [8] M. Girvan, and M. E. J. Newman, Proc. Natl. Acad. Sci. U.S.A. **99**, 7821 (2002); G. Palla, I. Derényi, I. Farkas, and T. Vicsek, Nature **435**, 814 (2005).
- [9] F. Radicchi, C. Castellano, F. Cecconi, V. Loreto, and D. Parisi, Proc. Natl. Acad. Sci. U.S.A. **101**, 2658 (2004).
- [10] Z. -H. Liu, and B. -B. Hu, Europhys. Lett. **72**, 315 (2005); G. Yan, Z. -Q. Fu, J. Ren, and W. -X. Wang, arXiv: physics/0602137.
- [11] A. -L. Barabási and R. Albert, Science **286**, 509 (1999).
- [12] P. L. Krapivsky, S. Render, and F. Leyvraz, Phys. Rev. Lett. **85**, 4629 (2000).
- [13] X. F. Wang, and G. Chen, Int. J. Bifurcation Chaos Appl. Sci. Eng. **12**, 187 (2002); X. Wang, and G. Chen, IEEE Trans. Circuits and Systems I **49**, 54 (2002).
- [14] L. M. Pecora, and T. L. Carroll, Phys. Rev. Lett. **80**, 2109 (1998); M. Barahona and L. M. Pecora, Phys. Rev. Lett. **89**, 054101 (2002); L. M. Pecora, and M. Barahona, Chaos and Complexity Letters **1**, 61 (2005).
- [15] Y. Kuramoto, *Chemical Oscillations, Wave and Turbulence* (Springer-Verlag, Berlin, 1984); A. Pikovsky, *Synchronization* (Cambridge University Press, Cambridge, 2001); J. A. Acebrón, L. L. Bonilla, C. J. P. Vicente, F. Ritort, and R. Spigler, Rev. Mod. Phys. **77**, 137 (2005).
- [16] K. Park, Y. -C. Lai, S. Gupte, and J. -W. Kim, Chaos **16**, 015105 (2006).