

Specular Andreev reflection in graphene

C. W. J. Beenakker

Instituut-Lorentz, Universiteit Leiden, P.O. Box 9506, 2300 RA Leiden, The Netherlands

(Dated: April 2006)

By combining the Dirac equation of relativistic quantum mechanics with the Bogoliubov-De Gennes equation of superconductivity we investigate the electron-hole conversion at a normal-metal-superconductor interface in graphene. We find that the Andreev reflection of Dirac fermions has several unusual features: 1) The electron and hole occupy different valleys of the band structure; 2) At normal incidence the electron-hole conversion happens with unit efficiency in spite of the large mismatch in Fermi wave lengths at the two sides of the interface; and, most fundamentally: 3) Away from normal incidence the reflection angle may be the same as the angle of incidence (retro-reflection) or it may be inverted (specular reflection). Specular Andreev reflection dominates in weakly doped graphene, when the Fermi wave length in the normal region is large compared to the superconducting coherence length. We find that the transition from retro-reflection to specular reflection with decreasing doping is associated with an inversion of the voltage dependence of the subgap conductance of the interface.

PACS numbers: 74.45.+c, 73.23.-b, 74.50.+r, 74.78.Na

The interface between a superconductor and a metal may reflect a negatively charged electron incident from the metal side as a positively charged hole, while the missing charge of $2e$ enters the superconductor as an electron pair. This electron-hole conversion, known as Andreev reflection [1], is the process that determines the conductance of the interface at voltages below the superconducting gap — because it is the mechanism that converts a dissipative normal current into a dissipationless supercurrent. By studying the reflection of relativistic electrons at a superconductor, we predict an unusual electron-hole conversion in graphene (a single atomic layer of carbon, with a relativistic energy spectrum [2, 3]). While usually the hole is reflected back along the path of the incident electron (retro-reflection), the Andreev reflection is specular in undoped graphene (see Fig. 1). We calculate that the difference has a clear experimental signature: The subgap conductance increases with voltage from $4/3$ to twice the ballistic value in the case of retro-reflection, but it drops from twice to $4/3$ the ballistic value in the case of specular reflection.

The practical significance of this investigation rests on the expectation that high-quality contacts between a superconductor and graphene can be realized. This expectation is supported by the experience with carbon nanotubes (rolled up sheets of graphene), which have been contacted successfully by superconducting electrodes [4, 5, 6, 7]. The one-dimensional nature of transport in nanotubes explains why the possibility of specular Andreev reflection was not noted in that context, since it is an essentially two-dimensional effect. From a more fundamental perspective, the unusual Andreev reflection in graphene teaches us something new about the interplay of superconductivity and relativistic dynamics — something which was not known from earlier studies of relativistic effects in heavy-element superconductors [8].

We consider a sheet of graphene in the $x - y$ plane.

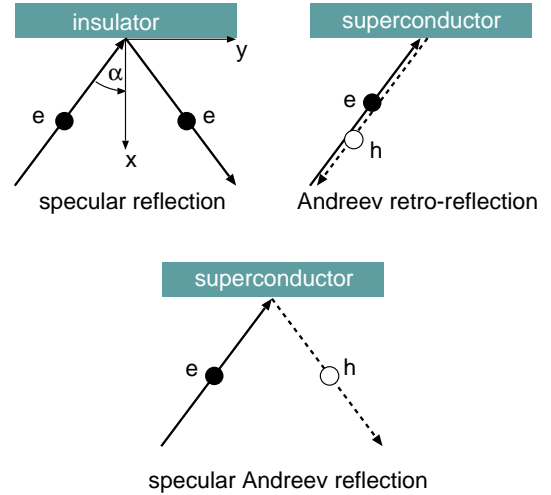


FIG. 1: The top two panels show reflection processes that occur in a normal metal: specular reflection at the interface with an insulator and Andreev retro-reflection at the interface with a superconductor. Arrows indicate the direction of the velocity and solid or dashed lines distinguish whether the particle is a negatively charged electron (e) or a positively charged hole (h). In graphene there is a third possibility, indicated in the bottom panel. Like in the usual Andreev reflection, the electron is converted into a hole, but the reflection angle is inverted.

A superconducting electrode covers the region $x < 0$ (region S), while the region $x > 0$ (region N) is in the normal (non-superconducting state). Electron and hole excitations are described by the Bogoliubov-De Gennes equation [9],

$$\begin{pmatrix} H - E_F & \Delta \\ \Delta^* & E_F - \mathcal{T}H\mathcal{T}^{-1} \end{pmatrix} \begin{pmatrix} u \\ v \end{pmatrix} = \varepsilon \begin{pmatrix} u \\ v \end{pmatrix}, \quad (1)$$

with u and v the electron and hole wave functions, $\varepsilon > 0$ the excitation energy (relative to the Fermi en-

ergy E_F), H the single-particle Hamiltonian, and \mathcal{T} the time-reversal operator. The pair potential $\Delta(\mathbf{r})$ couples time-reversed electron and hole states.

For $x > 0$ the pair potential vanishes identically, disregarding any intrinsic superconductivity of graphene. For $x < 0$ the superconducting electrode on top of the graphene layer will induce a nonzero pair potential $\Delta(x)$ via the proximity effect (similarly to what happens in a planar junction between a two-dimensional electron gas and a superconductor [10]). The bulk value $\Delta_0 e^{i\phi}$ (with ϕ the superconducting phase) is reached at a distance from the interface which becomes negligibly small if the Fermi wave length λ'_F in region S is much smaller than the value λ_F in region N. We therefore adopt the step-function model

$$\Delta(\mathbf{r}) = \begin{cases} \Delta_0 e^{i\phi} & \text{if } x < 0, \\ 0 & \text{if } x > 0. \end{cases} \quad (2)$$

We assume that the electrostatic potential U in regions N and S may be adjusted independently by a gate voltage or by doping. Since the zero of potential is arbitrary, we may take

$$U(\mathbf{r}) = \begin{cases} -U_0 & \text{if } x < 0, \\ 0 & \text{if } x > 0. \end{cases} \quad (3)$$

For U_0 large positive, and $E_F \geq 0$, the Fermi wave vector $k'_F \equiv 2\pi/\lambda'_F = (E_F + U_0)/\hbar v$ in S is large compared to the value $k_F \equiv 2\pi/\lambda_F = E_F/\hbar v$ in N (with v the energy-independent velocity in graphene).

The single-particle Hamiltonian in graphene is the two-dimensional Dirac Hamiltonian [11],

$$H = \begin{pmatrix} H_+ & 0 \\ 0 & H_- \end{pmatrix}, \quad (4)$$

$$H_{\pm} = -i\hbar v(\sigma_x \partial_x \pm \sigma_y \partial_y) + U, \quad (5)$$

acting on a four-dimensional spinor $(\Psi_{A+}, \Psi_{B+}, \Psi_{A-}, \Psi_{B-})$. The indices A, B label the two sublattices of the honeycomb lattice of carbon atoms, while the indices \pm label the two valleys of the band structure. (There is an additional spin degree of freedom, which plays no role here.) The 2×2 Pauli matrices σ_i act on the sublattice index.

The time-reversal operator interchanges the valleys [12],

$$\mathcal{T} = \begin{pmatrix} 0 & \sigma_z \\ \sigma_z & 0 \end{pmatrix} \mathcal{C} = \mathcal{T}^{-1}, \quad (6)$$

with \mathcal{C} the operator of complex conjugation. In the absence of a magnetic field, the Hamiltonian is time-reversal invariant, $\mathcal{T}H\mathcal{T}^{-1} = H$. Substitution into Eq. (1) results in two decoupled sets of four equations each, of the form

$$\begin{pmatrix} H_{\pm} - E_F & \Delta \\ \Delta^* & E_F - H_{\pm} \end{pmatrix} \begin{pmatrix} u \\ v \end{pmatrix} = \varepsilon \begin{pmatrix} u \\ v \end{pmatrix}. \quad (7)$$

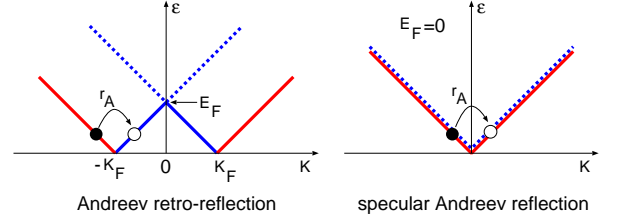


FIG. 2: Excitation spectrum in graphene, calculated from Eq. (8) with $\Delta = 0 = U$ for two values of the Fermi energy $E_F = \hbar v k_F$. Red lines indicate electron excitations (filled states above the Fermi level, from one valley), while blue lines indicate hole excitations (empty states below the Fermi level, from the other valley). Solid and dotted lines distinguish the conduction and valence bands, respectively. The electron-hole conversion upon reflection at a superconductor is indicated by the arrows, for the case of normal incidence ($k \equiv k_x, k_y = 0$). Specular Andreev reflection (right panel) happens if an electron in the conduction band is converted into a hole in the valence band. In the usual case (left panel), electron and hole both lie in the conduction band. In each case, the electron-hole conversion happens with unit probability ($|r_A| = 1$) at normal incidence, in spite of the large wave length mismatch between the normal and superconducting regions.

Because of the valley degeneracy it suffices to consider one of these two sets, leading to a four-dimensional Dirac-Bogoliubov-De Gennes (DBdG) equation. For definiteness we consider the set with H_+ . The two-dimensional electron spinor then has components $(u_1, u_2) = (\Psi_{A+}, \Psi_{B+})$, while the hole spinor $v = \mathcal{T}u$ has components $(v_1, v_2) = (\Psi_{A-}^*, -\Psi_{B-}^*)$. Electron excitations in one valley are therefore coupled by the superconductor to hole excitations in the other valley.

A plane wave $(u, v) \times \exp(ik_x x + ik_y y)$ is an eigenstate of the DBdG equation in a uniform system at energy

$$\varepsilon = \sqrt{|\Delta|^2 + (E_F - U \pm \hbar v |\mathbf{k}|)^2}, \quad (8)$$

with $|\mathbf{k}| = (k_x^2 + k_y^2)^{1/2}$. The two branches of the excitation spectrum originate from the conduction band and the valence band. The dispersion relation (8) is shown in Fig. 2 for the normal region (where $\Delta = 0 = U$). In the superconducting region there is a gap in the spectrum of magnitude $|\Delta| = \Delta_0$. The mean-field requirement of superconductivity is that $\Delta_0 \ll E_F + U_0$, or equivalently, that the superconducting coherence length $\xi = \hbar v / \Delta_0$ is large compared to the wave length λ'_F in the superconducting region. The relative magnitude of ξ and the wave length λ_F in the normal region is not constrained, and we will compare the two regimes $\lambda_F \ll \xi_0$ and $\lambda_F \gg \xi_0$.

Simple inspection of the excitation spectrum shows the essential physical difference between these two regimes. Since k_y and ε are conserved upon reflection at the interface $x = 0$, a general scattering state for $x > 0$ is a superposition of the four k_x -values that solve Eq. (8) at given k_y and ε . The derivative $\hbar^{-1} d\varepsilon / dk_x$ is the expectation value v_x of the velocity in the x -direction, so

the reflected state contains only the two k_x -values having a positive slope. One of these two allowed k_x -values is an electron excitation ($v = 0$), the other a hole excitation ($u = 0$). As illustrated in Fig. 2, the reflected hole may be either an empty state in the conduction band (for $\varepsilon < E_F$) or an empty state in the valence band ($\varepsilon > E_F$). A conduction-band hole moves opposite to its wave vector, so v_y changes sign as well as v_x (retro-reflection). A valence-band hole, in contrast, moves in the same direction as its wave vector, so v_y remains unchanged and only v_x changes sign (specular reflection). For $\varepsilon \lesssim \Delta_0$ the retro-reflection dominates if $E_F \gg \Delta_0$, while specular reflection dominates if $E_F \ll \Delta_0$.

To calculate the probability of the electron-hole conversion, we match a superposition of states with allowed k_x -values in N and S, demanding continuity at $x = 0$. We give the results for $\lambda'_F \ll \lambda_F, \xi$, in the two regimes $E_F \gg \Delta_0, \varepsilon$ and $E_F \ll \Delta_0, \varepsilon$. The amplitude r_A for Andreev reflection (from electron to hole) is

$$r_A(\varepsilon, \alpha) = \frac{e^{-i\phi} \cos \alpha}{(\varepsilon/\Delta_0) \cos \alpha + \zeta}, \quad \text{if } E_F \gg \Delta_0, \varepsilon, \quad (9)$$

$$r_A(\varepsilon, \alpha) = \frac{e^{-i\phi} \cos \alpha}{\varepsilon/\Delta_0 + \zeta \cos \alpha}, \quad \text{if } E_F \ll \Delta_0, \varepsilon, \quad (10)$$

while the amplitude r for normal reflection (from electron to electron) is

$$r(\varepsilon, \alpha) = \frac{-\zeta \sin \alpha}{(\varepsilon/\Delta_0) \cos \alpha + \zeta}, \quad \text{if } E_F \gg \Delta_0, \varepsilon, \quad (11)$$

$$r(\varepsilon, \alpha) = \frac{-(\varepsilon/\Delta_0) \sin \alpha}{\varepsilon/\Delta_0 + \zeta \cos \alpha}, \quad \text{if } E_F \ll \Delta_0, \varepsilon. \quad (12)$$

Here α is the angle of incidence (as indicated in Fig. 1) and $\zeta = (\varepsilon^2/\Delta_0^2 - 1)^{1/2}$ if $\varepsilon > \Delta_0$, $\zeta = i(1 - \varepsilon^2/\Delta_0^2)^{1/2}$ if $\varepsilon < \Delta_0$. Notice that the two regimes of large and small E_F are related by the substitution $\varepsilon/\Delta_0 \leftrightarrow \zeta$.

One readily verifies that $|r|^2 + |r_A|^2 = 1$ if $\varepsilon < \Delta_0$, as it should be since transmission into the superconductor is forbidden below the gap. At normal incidence ($\alpha = 0$) we find $|r_A|^2 = 1$ for $\varepsilon < \Delta_0$, so the electron-hole conversion happens with unit probability. This is entirely different from usual normal-metal-superconductor junctions, where Andreev reflection is suppressed at any angle of incidence if the Fermi wave lengths at the two sides of the interface are very different. The absence of reflection without charge conversion is a consequence of the conservation of chirality (= sublattice index) by Andreev reflection: At normal incidence the incident electron and the reflected hole move on the same sublattice, while the reflection without charge conversion would require scattering from one sublattice to the other. The same conservation of chirality is responsible for the perfect transmission of normally-incident Dirac fermions through a potential barrier [13, 14, 15].

The differential conductance of the NS junction follows

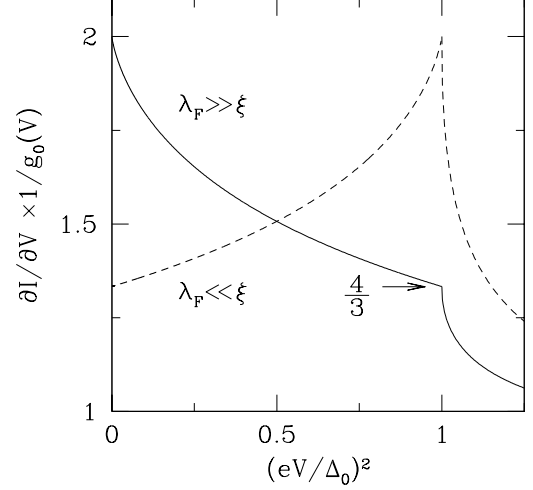


FIG. 3: Differential conductance (normalized by the ballistic value $g_0 = 4Ne^2/h$) of the interface between normal and superconducting graphene, for the case of small and large Fermi wave length λ_F in the normal region (relative to the coherence length $\xi = \hbar v/\Delta_0$ in the superconductor). The electron-hole conversion is predominantly retro-reflection for $\lambda_F \ll \xi$ (dashed curve), and predominantly specular reflection for $\lambda_F \gg \xi$ (solid curve). For $eV \leq \Delta_0$ the two curves are each others mirror image (when plotted versus V^2). For $eV \gg \Delta_0$ both curves tend to $(4 - \pi)g_0$.

from the Blonder-Tinkham-Klapwijk formula [16],

$$\frac{\partial I}{\partial V} = g_0(V) \int_0^{\pi/2} (1 - |r(eV, \alpha)|^2 + |r_A(eV, \alpha)|^2) \times \cos \alpha \, d\alpha, \quad (13)$$

$$g_0(V) = \frac{4e^2}{h} N(eV), \quad N(\varepsilon) = \frac{(E_F + \varepsilon)W}{\pi \hbar v}. \quad (14)$$

The quantity g_0 is the ballistic conductance of N transverse modes in a sheet of graphene of width W (each mode having a four-fold spin and valley degeneracy). We assume $N \gg 1$, disregarding here the threshold effects that occur when N becomes of order unity [17, 18]. All integrals can be done analytically. The results are plotted in Fig. 3, for the two opposite regimes $\lambda_F \ll \xi$ and $\lambda_F \gg \xi$. (Results for the crossover region $\lambda_F \simeq \xi$ will be reported elsewhere.)

The differential conductance has a singularity at $eV = \Delta_0$, as usual for an NS junction [19]. For $eV \gg \Delta_0$ we find $\partial I/\partial V \rightarrow (4 - \pi)g_0 \approx 0.86 g_0$, somewhat below the ballistic value due to the mismatch of Fermi wave lengths at the two sides of the interface. The subgap conductance, in contrast, exceeds g_0 because of Andreev reflection. The ratio $(\partial I/\partial V)/g_0$ varies between $4/3$ and 2 for both retro-reflection and specular Andreev reflection, but the direction of the variation is inverted in the two cases. The difference between the solid and dashed

curves in Fig. 3 is a unique observable signature of the type of Andreev reflection one is dealing with.

In conclusion, we have shown that Andreev reflection in graphene is fundamentally different from normal metals. Close to the Dirac point (at which conduction and valence bands touch), an electron from the conduction band is converted by a superconductor into a hole from the valence band. The inter-band electron-hole conversion is associated with specular reflection, instead of the usual retro-reflection (associated with electron-hole conversion within the conduction band). This is but the

first example of an entirely new phenomenology to explore, regarding the interplay of superconductivity and relativistic quantum dynamics. We have demonstrated how the conductance of a single normal-superconductor interface (NS junction) is drastically changed by the transition from retro-reflection to specular Andreev reflection. We anticipate more surprises in connection with the Josephson effect for an SNS junction.

Discussions with M. Titov are gratefully acknowledged. This research was supported by the Dutch Science Foundation NWO/FOM.

-
- [1] A. F. Andreev, The thermal conductivity of the intermediate state in superconductors, *Sov. Phys. JETP* **19**, 1228 (1964).
 - [2] K. S. Novoselov, A. K. Geim, S. V. Morozov, D. Jiang, M. I. Katsnelson, I. V. Grigorieva, S. V. Dubonos, and A. A. Firsov, Two-dimensional gas of massless Dirac fermions in graphene, *Nature* **438**, 197 (2005).
 - [3] Y. Zhang, Y.-W. Tan, H. L. Stormer, and P. Kim, Experimental observation of the quantum Hall effect and Berry's phase in graphene, *Nature* **438**, 201 (2005).
 - [4] A. Yu. Kasumov, R. Deblock, M. Kociak, B. Reulet, H. Bouchiat, I. I. Khodos, Yu. B. Gorbatov, V. T. Volkov, C. Journet, and M. Burghard, Supercurrents through single-walled carbon nanotubes, *Science* **284**, 1508 (1999).
 - [5] A. F. Morpurgo, J. Kong, C. M. Marcus, and H. Dai, Gate-controlled superconducting proximity effect in carbon nanotubes, *Science* **286**, 263 (1999).
 - [6] M. R. Buitelaar, W. Belzig, T. Nussbaumer, B. Babić, C. Bruder, and C. Schönenberger, Multiple Andreev reflections in a carbon nanotube quantum dot, *Phys. Rev. Lett.* **91**, 057005 (2003).
 - [7] P. Jarillo-Herrero, J. A. van Dam, and L. P. Kouwenhoven, Quantum supercurrent transistors in carbon nanotubes, *Nature* **439**, 953 (2006).
 - [8] K. Capelle and E. K. U. Gross, Relativistic theory of superconductivity, *Phys. Lett.* **198**, 261 (1995); *Phys. Rev. B* **59**, 7140 (1999).
 - [9] P. G. De Gennes, *Superconductivity of Metals and Alloys* (Benjamin, New York, 1966).
 - [10] A. F. Volkov, P. H. C. Magnee, B. J. van Wees, and T. M. Klapwijk, Proximity and Josephson effects in superconductor 2-dimensional electron-gas planar junctions, *Physica C* **242**, 261 (1995).
 - [11] J. C. Slonczewski and P. R. Weiss, Band structure of graphite, *Phys. Rev.* **109**, 272 (1958).
 - [12] H. Suzuura and T. Ando, Crossover from symplectic to orthogonal class in a two-dimensional honeycomb lattice, *Phys. Rev. Lett.* **89**, 266603 (2002).
 - [13] T. Ando, T. Nakanishi, and R. Saito, Berry's phase and absence of back scattering in carbon nanotubes, *J. Phys. Soc. Japan*, **67**, 2857 (1998).
 - [14] V. V. Cheianov and V. I. Fal'ko, Selective transmission of Dirac electrons and ballistic magnetoresistance of $n-p$ junctions in graphene, *cond-mat/0603624*.
 - [15] M. I. Katsnelson, K. S. Novoselov, and A. K. Geim, Klein paradox in graphene, *cond-mat/0604323*.
 - [16] G. E. Blonder, M. Tinkham, and T. M. Klapwijk, Transition from metallic to tunneling regimes in superconducting microconstrictions, *Phys. Rev. B* **25**, 4515 (1982).
 - [17] M. I. Katsnelson, Zitterbewegung, chirality, and minimal conductivity in graphene, *cond-mat/0512337*.
 - [18] J. Tworzydło, B. Trauzettel, M. Titov, A. Rycerz, and C. W. J. Beenakker, Quantum-limited shot noise in graphene, *cond-mat/0603315*.
 - [19] M. Tinkham, *Introduction to Superconductivity* (Dover, New York, 2004).