

## **Stability Criteria, Atomization and Non-thermal Processes in Liquids**

Ya. S. Kaim (1), S. D. Kaim (2 and 3)

(1) *University of Groningen, Groningen, The Netherlands*

(2) *National University of Odessa, Odessa, Ukraine*

(3) *Technology University of Opole, Opole, Poland*

Analyzing the first equation of BBGKY chain of equations for the equilibrium liquid-gas system, we derived the analytical expression for the atom work function from liquid into gas. There was showed the coupling between the atom work function from liquid into vacuum and the stability criterion of liquid in limiting points of the first type (by I.Z.Fisher classification). As it turned out the Fisher's criterion corresponds to the condition of atomization. We have expressed the equation of state in terms of the atom work function from liquid into vacuum, and for the argon performed the calculations of the limiting line of stability composed of limiting points of the first type. Our model discovers an interesting effect of the negative atom work function: at a constant volume of liquid when the temperature goes up (and also with a fixed temperature and decreasing specific volume of liquid) the atom work function drops down and takes a negative value with modulus that is significantly larger than the atom thermal energy. We propose a new two-stage mechanism of sonoluminescence based on non-thermal processes in liquid being in the state with a negative atom work function. The first stage includes emission of atoms from the interior side of bubble into gas, with hyper-thermal velocities. At the second stage takes place a collision of emitted flow with the atoms of the gas and the implosion of the central part of the bubble. As a result of the impact excitation, ionization and the follow-up recombination, develops the flash of electromagnetic radiation that one can see in sonoluminescence experiments.

## 1. INTRODUCTION

The thermo-activation processes play an important role in forming of equilibrium and non-equilibrium properties of homogeneous and inhomogeneous condensed systems. These processes define on microscopic level the realization possibility of phase equilibrium, directions and evolution behavior of the systems being under non-equilibrium conditions. Activation processes are sensitive to the inter-particle interactions in the system, whose characteristics define the behavior of the system near the limiting points and lines of stability on phase diagrams. At the microscopic level, activation processes have mono-, two- and multi-particle nature, and are playing a special role when take place realization of metastable and absolutely unstable system states. The energetics of these processes is defined by the nature of inter-particle interactions and by the effective self-consistent field, produced by all particles of the system. That is why, to investigate the behavior of mono-particle activation processes in condensed systems, usually are used the calculations of the self-consistent mono-particle potentials being under certain thermodynamic conditions.

For the condensed systems in solid, liquid or gaseous state, the typical is a relative stability at variations of thermodynamic conditions. As a result, there exist its metastable and absolutely unstable states, and one of the significant tasks in statistical physics is to localize and to find a nature of instability points and limiting line of stability in any phase state. The most general microscopic approach for the investigation of limits of stability in liquids, solids and gases is based on analysis of Bogolubov-Born-Green-Kirkwood-Yvon (BBGKY) chain of equations [1-3]. For the homogeneous liquids and gases the analysis of instability points and limiting lines of stability refers to the investigation of asymptotic behavior of the radial distribution function and to the exploration of the hard spheres unary distribution function [1-3]. Two-phase equilibrium conditions and coexistence lines are also possible to study analyzing the first equation of BBGKY chain of equations [1-3].

One of the mono-particle functions, that are sensitive to macroscopic parameters of the system, is a work function of atoms from system into vacuum, or from one phase into another one. The intention of the current work is to investigate the limiting lines of stability for the simple liquids and gases using the first equation of the BBGKY chain of equations and the calculations of the atom work function from liquid or gas into the vacuum. The analytical expression for the atom work function derived from the analysis of asymptotes for the potential that acts on a separate atom in inhomogeneous system. The limiting line of stability of the simple liquids is plotted accordingly to the established in the current work relation between stability

criterion in the limiting points of the first type and the atom work function from liquid into vacuum.

As a possible application of the developed approach and the model calculations of the atom work function, we built up a new double-stage mechanism of sonoluminescence in liquids. The main engine for the sonoluminescence is an emission of atoms with hyper-thermal velocities from the interior side of the cavity bubble. Converging to the center of the bubble, flow of atoms leads to the impact excitation and ionization of the gas atoms with the implosion of the gas in the bubble.

## 2. ATOM WORK FUNCTION FROM LIQUID

We take as given the existence of the flat interface in two-phase equilibrium system simple liquid-gas. The interaction of atoms we will describe by means of pair interaction potential that is independent from system density. The Hamiltonian of this system might be written as

$$H = \sum_{i=1}^N \frac{\mathbf{P}_i^2}{2M} + \frac{1}{2} \sum_{i \neq j=1}^N \Phi(\mathbf{R}_i - \mathbf{R}_j) \quad (1)$$

where  $N$  - number of atoms in liquid;  $\mathbf{P}_i, M$  - impulse and mass of atoms;  $\Phi(\mathbf{R})$  - interaction energy of the pair of atoms. The unary atomic distribution function in inhomogeneous liquid  $F_1(z)$  satisfies the first equation of BBGKY chain of equations [1]

$$k_B T \frac{\partial}{\partial z} F_1(z) + \frac{1}{v_0} \int d^3 R_1 F_2(z, z_1, \rho^\parallel) \frac{\partial}{\partial z} \Phi(z, z_1, \rho^\parallel) = 0, \quad (2)$$

where  $k_B, T$  - Boltzmann constant and temperature;  $v_0$  - volume per atom in liquid;  $F_2(z, z_1, \rho^\parallel)$  - pair distribution function of atoms;  $\rho^\parallel = \mathbf{R}^\parallel - \mathbf{R}_1^\parallel$  - constituent of the vectors difference that is parallel to the surface with equation  $z = 0$ . There have been used the next representation of the pair distribution function  $F_2(z, z_1, \rho^\parallel)$

$$F_2(z, z_1, \rho^\parallel) = F_1(z) F_1(z_1) g(z, z_1, \rho^\parallel) \quad (3)$$

where  $g(z, z_1, \rho^\parallel)$  - pair correlation function of inhomogeneous liquid.

Taking into account (3), the equation (2) may be written in the equivalent integral form

$$F_1(z) = \exp \left[ - \frac{U(z)}{k_B T} \right], \quad (4)$$

where the potential plays the role of self-consistent potential in the Boltzman distribution, produced by the atoms of liquid in current point, and which effectively acts to a separate atom

$$U(z) = -\frac{1}{v_0} \int_{-\infty}^z dz_1 \int d^3 R_2 F_1(z_2) g(z_1, z_2, \rho_{12}^{\parallel}) \frac{\partial \Phi(R_{12})}{\partial R_{12}} \frac{z_2 - z_1}{R_{12}}. \quad (5)$$

As long as, we define the atom work function, as a work, which one needs to execute to move a separate atom from the point in liquid (the point should be far enough from the interface) into vacuum, and leave it there with a velocity equal to zero. So it will be natural to connect the difference of the asymptotic values of the potential (5), with the atom work function.

To evaluate the asymptotic values of self-consistent mono-atomic potential far away from interface, there was taken an approximation for the pair correlation function and unary distribution function

$$g(z, z_1, \rho^{\parallel}) \cong g_0(R_{12}), \quad F_1(z) \cong \Theta(-z) \quad (6)$$

where  $g_0(R_{12})$ , - pair correlation function of homogeneous liquid ;  $\Theta(z)$ - Heviside staircase function. Asymptotic values of mono-atomic potential inside the liquid and in vacuum correspondingly are

$$\lim_{z \rightarrow -\infty} U(z) = 0 \quad (7)$$

$$\lim_{z \rightarrow \infty} U(z) = \frac{4\pi}{3v_0} \int_0^{\infty} dR \frac{\partial \Phi}{\partial R} g_0(R) R^3 \quad (8)$$

The difference of the asymptotic values of potential in vacuum (8) and inside the liquid (7) is equal to the atom work function from liquid into vacuum [4]

$$A_{l-v} = \frac{4\pi}{3v_0} \int_0^{\infty} dR \frac{\partial \Phi}{\partial R} g_0(R) R^3. \quad (9)$$

By analogy it is possible to derive the expression for the atom work function from gas into vacuum. The difference of the atom work functions from liquid into vacuum and from gas into vacuum is equal to the atom work function from liquid into gas [4]

$$A_{l-g} = \frac{4\pi}{3} \int_0^{\infty} dR \frac{\partial \Phi}{\partial R} \left[ \frac{1}{v_0} g_0(R) - \frac{1}{v_1} g_1(R) \right] R^3, \quad (10)$$

where  $v_1, g_1(R)$  - volume per atom in gas and atom pair correlation function of homogeneous gas.

For the model calculations of the atom work function from liquid into vacuum  $A_{l-v}$ , from gas into vacuum  $A_{g-v}$  and from liquid into gas  $A_{l-g}$ , we used the Lennard-Jones model potential with parameters  $\varepsilon$  and  $\sigma$  taken from [5]

$$\Phi(R) = 4\varepsilon \left[ \left( \frac{\sigma}{R} \right)^{12} - \left( \frac{\sigma}{R} \right)^6 \right] \quad (11)$$

and various approximations for the pair correlation function. Pair correlation function for atoms of liquid and gas were calculated using the results of the thermodynamic perturbation theory in

approach of Barker-Henderson (BH) [6,7] and Weeks-Chandler-Anderson (WCA) [8,9]. The diameter of hard sphere in BH approach was taken as

$$d = \int_0^{\alpha} (1 - \exp(-\Phi(R)/k_B T)) \quad (12)$$

where  $\alpha$  - is the first zero of the atom interaction potential.

The calculations of  $A_{l-v}$ ,  $A_{g-v}$ ,  $A_{l-g}$  are performed for the temperature interval from melting point, up to the critical temperature, with the liquid and gas density data taken from [10]. The Fig.1 and Fig.2 show the calculation results of the atom work functions for argon with the pair distribution function in BH and WCA approximation. As one can see the atom work function is highly sensitive to the choice of approximation model for the pair distribution function in liquid and gas. In BH approach the atom work functions  $A_{l-v}$ ,  $A_{l-g}$  for argon takes the negative values almost along the whole length of investigated temperature interval that does not correspond to stability of the liquid-gas interface. The main advantage of the WCA approximation against the BH approximation lies in more accurate description of pair distribution function in the neighborhood of the minimum of inter-atom interaction potential. As a result there is much more precisely taken into account the position of the first maximum of pair correlation function and the “softness” of repulsive part of the inter-atom potential. In WCA approximation, which more precisely takes into account the inter-atom pair correlations, the atom work functions  $A_{l-v}$ ,  $A_{g-v}$ ,  $A_{l-g}$  takes the positive values (see Fig.2).

The Fig.3 shows the calculation results for the temperature dependence of the atom work function  $A_{l-g}$  for argon in WCA approximation with different parameters for the Lennard-Jones potential [5]. For the comparison, on the Fig.3 are shown the experimental data of the temperature dependence for evaporation heat [10], which was re-calculated per one atom and expressed in Kelvins. Calculation of the evaporation heat per one atom corresponds to postulation of mono-atomic evaporation mechanism.

The high sensitivity of calculation results for the work function  $A_{l-g}$  to the pair potential parameters and to the form of pair distribution function, theoretically allow to reach the better agreement with the evaporation heat data due to the choice of potential parameters and in more general case, due to the choice of its form (Lennard-Jones potential is a model one).

### 3. ATOM WORK FUNCTION FROM LIQUID AND THE LINE OF THE LIMITING POINTS OF FIRST TYPE

In the works [1,2], using the general analysis of the Bogolubov equation for the radial distribution function of homogeneous liquid in a superposition approximation, and analyzing the

asymptotic of the radial distribution function, was derived the analytical criteria of stability of the liquid and were investigated stability of the solutions of the Bogolubov equation. The all possible limiting points of stability for the uniform phase were classified correspondingly to their isolation or non-isolation. Accordingly to [1,2] the analytical criterion of stability for the first type limiting points, written as

$$\frac{4\pi}{3v_0k_B T} \int_0^\infty \Phi'(r)g_0(r)r^3 dr = 1, \quad (13)$$

where  $\Phi'(r)$  - derivative of potential energy for central interaction of atoms pair;  $g_0(r)$  - radial distribution function of homogeneous liquid;  $v_0$  - volume per atom in liquid.

Comparing expressions (9) and (13), it is easy to see that analytical stability criterion of the homogeneous liquid for the first type limiting points is possible to write in the next form

$$A_{l-v} = k_B T \quad (14)$$

and to give it a transparent physical meaning. Implementation of criterion (14) with a given temperature means the equality of the atom work function from liquid into vacuum and the atom thermal energy. If the temperature is given, then the equality (14) may be hold due to the choice of values for the volume  $v_0$ . The equation (14) is not a linear with respect to the  $v_0$ , because the integrand function strongly depends from the  $v_0$ . To solve the equation (14) we used Lennard-Jones potential with parameters  $\varepsilon = 124$ ,  $\sigma = 3.418$  being taken from [5], that corresponds to argon. The radial distribution function was modeled in the framework of thermodynamic perturbation theory in WCA approximation.

The Fig.4 shows the solution of the equation (14) in  $(V, T)$  plane with respect to the specific volume of the fluid  $V$ . At the same figure there is also plotted the experimental data for the equilibrium line liquid-gas [10], and the equilibrium line liquid-crystal with the experimental data taken from [1].

As one can see from Fig.4, the equation (14) satisfies for the temperatures less than 215.8 K, where it has two solutions for specific volume. All points of the obtained line are the limiting points of the first type in the Fisher's terminology [1,2]. These points are not isolated and in the plane  $(V, T)$  produce a curve. Above this curve holds the condition  $A_{l-v} < k_B T$  and the liquid or gas is absolutely unstable. From the physical point of view validity of this inequality means that the internal forces of the system are not able to retain separate atoms, which, if there will be created an appropriate conditions, will leave a system due to the thermal motion energy. Thus the stability criterion for the liquid in the limiting points of the first type has a transparent energetical meaning. In the domain of the triple point the line of the limiting points of first type

is situated a little bit to the left from the experimental equilibrium liquid-crystal curve, but even with a slight increase of the temperature it is completely lies in the regions of liquid existence. The temperature that corresponds to the maximum of limiting line of stability is higher then experimental critical temperature of argon. The limiting line of stability has an intersection point with the experimental liquid-gas equilibrium line. For the points of the liquid-gas equilibrium line, which corresponds to the gas phase and are situated slightly to the right from the intersection point, holds  $A_{g-v} < k_B T$  that corresponds to the absolute instability of gas phase.

#### 4. ENERGETIC MEANING OF THE GENERAL EQUATION OF STATE FOR LIQUIDS AND GASES

In the method of correlation functions the general equation of state for homogeneous liquid or gas, whose atoms interact by means of pair forces, can be written as [1,2,5,6]

$$\frac{p}{nk_B T} = 1 - \frac{2\pi n}{3k_B T} \int_0^\infty dr r^3 g_0(r) \frac{d\Phi(r)}{dr} \quad (15)$$

where  $n$  is the density of the number of atoms. Taking into account the expression for the atom work function from liquid into vacuum, equation (15) may be written

$$p = n(k_B T - A_{l-v}/2), \quad (16)$$

where the non-ideal part of the equation of state (the term that holds inter-atomic interactions) is expressed in terms of the atom work function from the liquid into the vacuum. This allows us to give an energetic interpretation of the contribution of this term into the pressure and into the all quantities that are connected to the pressure. We also have to mention that both terms in formula (16) have a mono-particle nature. The first one has a kinetic nature and corresponds to the kinetic energy of the ideal gas particles. The second term although has a mono-particle nature, but conditioned by pair interactions in the system, and its origin concerned with forming in the liquid of the self-consistent potential and its influence to the pressure of the system. The important fact is that this contribution into a pressure of the system is directly connected with the difference of the effective mono-atomic potentials inside the system and outside in vacuum.

The pointed relation of the equation of state for homogeneous liquid or gas, with such one-particle characteristic as an atom work function into vacuum, let us to emphasize a deep connection of the one-particle energy level in the condensed matter, relatively to vacuum and the general stability conditions.

Among the most general results of interacting particle mechanics, a special place takes the virial theorem [11,12]. This theorem defines the conditions that hold the system in a bounded region of space, i.e. in the region of finite motion for particles [11,12]. Under finite motion

condition the average value of the kinetic energy of the system  $\bar{T}$  connected to the average value of the potential energy  $\bar{U}$  [11]

$$2\bar{T} = \sum_a \overline{\mathbf{r}_a \frac{\partial U}{\partial \mathbf{r}_a}}, \quad (17)$$

where  $U$  - is a potential energy of the system as a function of the coordinates of particles.

Equality  $A_{l-v} = k_B T$  defines the limiting points of the I-st type. The condition of retaining the particles in a bounded region only due to the internal interactions and without influence of any external fields may be derived by analogy to (14). From the other side, as long as we can consider  $A_{l-v}$  as an average self-consistent potential, that acts to separate particles of the system, then the condition (14) may be treated as a special case of the virial theorem. We can rewrite the condition (14) as

$$2 \cdot \frac{3}{2} k_B T = 3 A_{l-v} \quad (18)$$

where the left part holds the average kinetic energy, and  $A_{l-v} = U(\infty) - U(-\infty)$ , and  $U(z)$  - corresponds to the effective one-atomic potential. It becomes clear, that if we will postulate the homogeneity of the function  $U(z)$ , then in compliance with the virial theorem the self-consistent one-atomic potential  $U(z)$  at a large distance from the surface behave as  $U(z) \sim 1/z^3$ . This dependence corresponds to the asymptotic of the interaction energy of the atom with the semi-bounded body [13].

## 5. THE SPINODAL EQUATION IN TERMS OF THE ATOM WORK FUNCTION

The spinodal  $(\partial p / \partial \rho)_T = 0$ , splits the  $(V, T)$  phase diagram of liquid into domains of positive and negative values of the derivative  $(\partial p / \partial \rho)_T$ , where  $p$ ,  $\rho$  - pressure and density [14]. Inside the area bounded by the spinodal the homogeneous phase is absolutely unstable, and the domain between the spinodal and binodal (coexistence curve) corresponds to the metastable states of liquid or gas.

Taking into account. (16), we can write the spinodal equation  $(\partial p / \partial \rho)_T = 0$  in terms of the atom work function from liquid into vacuum

$$A_{l-v} + n(\partial A_{l-v} / \partial n)_T = 2k_B T. \quad (19)$$

We also can express, in terms of the atom work function, all the thermodynamic quantities that depend on pressure, including the isothermal compressibility of the liquid

$$\beta_T = -\frac{1}{V} \left( \frac{\partial V}{\partial p} \right)_T = 2 \left( \frac{2k_B T}{V} - \frac{A_{l-v}}{V} + \frac{\partial A_{l-v}}{\partial V} \right)^{-1} \quad (20)$$



As one can see from (19) and (20), the isothermal compressibility  $\beta_T$  becomes divergent along the spinodal line. The isothermal compressibility directly connected with the root-mean-square fluctuations of the number of atoms, thus, when the system state approach the spinodal, the role of fluctuations of the number of particles increases.

## 6. THE VOLUMETRIC DEPENDENCE OF THE ATOM WORK FUNCTION FROM LIQUID INTO VACUUM

The mono-particle nature of the atom work function  $A_{l-v}(V, T)$  as a function of volume and temperature requires more detailed investigation. The Fig.5 shows calculation results for the  $A_{l-v}(V, T)$  as a function of volume for the different temperatures. As one can see, this function has a maximum with values of the volume bigger then equilibrium one. The atom work functions that correspond to the values of equilibrium specific volumes of liquid are shown as a line on Fig.5. There is also plotted the line that corresponds to the atom work function from liquid into vacuum along the equilibrium line crystal-liquid (the specific experimental volumes are taken from [1]). If for the specific volumes that correspond to the equilibrium line liquid-gas, the work function values are positive, then for the specific volumes corresponding to the equilibrium liquid-crystal line in the temperature range slightly higher then the triple point temperature, the work function takes negative values.

An interesting fact is that isothermal increasing of the specific volume of the liquid on the equilibrium line liquid-gas, initially leads to the increase of the work function value, and after the reaching maximum it goes down. It means that for the liquid in the domain of metastable states, initially should to become apparent the effect of “strengthening”, and the reverse effect afterwards, while during the decreasing of the liquid volume with a constant temperature the atom work function into the vacuum immediately becomes negative with a rather large absolute value. Probably, this effect related to the instability that leads to the phase transition liquid-crystal.

## 7. THE ATOM WORK FUNCTION IN THE HIGH TEMPERATURE DOMAIN

The spinodal and the line of the first type limiting points within the plane  $(V, T)$  confines the domains of stable, metastable and absolutely unstable states of liquid and gas. Above the line of the first type limiting points all states of the system are absolutely unstable with respect to atomization of the system into a separate atoms. In this domain the atom work function from liquid into vacuum may take on a negative values. To explore the temperature dependence of

$A_{l-v}(V, T)$  in the domain of absolute instability, we performed the calculations of  $A_{l-v}(V, T)$  as a function of temperature with a given volume. The results of these calculations for argon, with a volume corresponding to the triple point, are shown on Fig.6.

As reader can see the modulus of the negative values of the atoms work function are several times higher than the correspondent energy of thermal motion. While the temperature increase, the ratio of the absolute value of the atom work function and the energy of thermal motion decreases. Thus the atoms work function in the high temperature domain is possible to consider as a measure of effective temperature for our system with respect to atomization of the system into the separate atoms. It would be interesting to implement the real experiment with and define the effective temperature of gas with respect to disintegration of the system to separate atoms. As you can see from Fig.6 even on a room temperature the difference between the effective temperature that corresponds to the work function into the vacuum and the thermodynamic temperature may amount up to the few  $T$ .

In the high temperature domain (a few thousands degrees) the behavior of temperature dependence for  $A_{l-v}$  does not change, but the role of interaction forces in the total balance of terms that give a contribution into the pressure of the system, decreases. As long as in the equation of state (16) the atom work function into the vacuum represents the contribution of the atoms interaction into the pressure, thus the positive values of  $A_{l-v}$  correspond to the effective decrease of the pressure in the ideal gas, and negative one corresponds to increase of pressure in the system comparatively to the pressure of ideal gas. In the high temperature domain contribution of the kinetic term into the pressure of the gas may become a dominant.

In the high-temperature domain at isochoric conditions (with a volume that corresponds to the triple point) the atom work function from argon at a temperature  $T = 1000$  K takes value  $A_{l-v} = -6026$  K, and at  $T = 2000$  K we have  $A_{l-v} = -10017$  K, at  $T = 3000$  K  $A_{l-v} = -13069$  K.

## 8. NEW MECHANISM OF SONOLUMINESCENCE IN LIQUIDS

The available by now experimental data and the theoretical works on a single bubble sonoluminescence (SBSL), does not explain the common mechanism and new features of this phenomenon [15]. However the observed spectrums in the experiments implemented in the work [16], definitely show the non-thermal nature of the processes in SBSL.

Using the developed in the current work method for the calculation of the atom work function from liquid, we can qualitatively explain the main properties and the features of the SBSL phenomenon. According to our results for the temperature and volumetric dependence of

the atom work function from liquid into vacuum  $A_{l-v}(V, T)$ , there is exist the probability of realization the states of liquid with a negative atom work function. These states correspond to the absolute instability of liquid. The atoms are able spontaneously to leave the liquid with a kinetic energy that is a few times higher of the correspondent thermal energy. We have also to notice that we can get these states of liquid even at a room temperature, by means of appropriate choice of the specific volume. The physical reason, for the realization of the states of liquid with a negative atom work function, is an existence in liquid of the self-consistent field that acts to the separate atoms of the system and induces by the pair inter-particle interactions and correlations. The level of the self-consistent one-particle potential in the liquid may be both, and lower and higher, then the energy level of a separate atom in vacuum (far enough from interface). The experimental possibility to get and observe the decay instable states of liquid depends from the ability to obtain the open surface of liquid with the volumetric parameters that corresponds to such absolutely instable states.

During the generation of cavity bubbles in a strong periodic acoustic field with the following appearance of strongly squeezed state of liquid, the collapse of the bubbles probably accompanied by the appearance of the states with a negative atom work function and the open surface. The large changes in the speed of the bubble wall that observed during the collapse of the bubble, when in a short time the speed of the wall reaches the values of the sound speed or exceed it, correspond to a large acceleration of the liquid surrounding the bubble. The big accelerations lead to a strong squeeze of the liquid, similar to the one in a shock wave, which at these extreme conditions may appear and come out to the interface liquid-bubble. The existence of the open surface at the interface liquid-gas and high pressures in liquid surrounding the bubble lead to the conditions at which take place the states with the negative atom work function.

The appearance of the pointed states will definitely lead to the emission of atoms, with the hyper-thermal velocities, from the internal surface of the bubble. The velocity of the emitted atoms will be significantly larger then the correspondent thermal velocity, sound speed, and the speed of the bubble wall. The flow of the emitted atoms will move on towards the center of the bubble. The further behavior of the flow depends on the density of gas inside the bubble. If the density is low enough, then the spherically symmetric converging flow of emitted atoms will be able to reach the center of the bubble where will happen a cross scattering. In the case of a relatively high density of gas inside the bubble, we will see the gas implosion by a flow of atoms with hyper-thermal velocities. It is easy to see that at a head-on collision of two atoms with the equal velocities, the effective energy that corresponds to their relative motion will be quadrupled. As a result the spectrum of the impact-excited atoms will contain the temperatures that four times higher then the hyper-thermal one. When take place the convergence of the spherically

symmetric flow of emitted atoms with the velocities that are much higher than the speed of the bubble wall, the head-on collision of atoms near the center and a possible formation of the bunches of particles will take place before the collapse of the bubble. The effect of forward luminescence in the central part of the bubble over the complete collapse of the bubble, have been observed in experiments [15]. We have also to notice that the self-consistent one-atom field in liquid plays the role of accelerator of the neutral particles.

As we pointed before, the surface emission of the converging flow of atoms will happen if it will appear the states with a negative atom work function in the liquid surrounding the bubble. The role of an immediate catalyst for the emission of atoms may take a shock wave that comes out to the surface of the liquid. In this case we can easily evaluate the duration time of the emission of atoms from the surface of the liquid. It is well known that in liquid the width of the shock wave front is defined by an atom free path  $l$ , and its speed is equal or higher than the sound speed  $v$ . The time required for the shock wave to go through the near-surface layer of thickness  $l$ , where will happen an emission due to the extreme conditions at the front of the shock wave, is  $\tau = l/v$ . To evaluate it numerically let's take some numbers:  $l = 2 \cdot 10^{-8}$  m,  $v = 1000$  m/s. Then  $\tau = 2 \cdot 10^{-11}$  s. The duration of the light flashes that are experimentally observed in the sonoluminescence are of the same order. The converging to the center of the bubble, flow of atoms with the duration  $\tau$  is able to generate the light flash, which will be the result of an impact excitation of the atom electron shells and of ionization by collision with the following recombination and a possible thermalization of the bunch of particles. From this becomes clear an extremely short duration of the light flash in experiments on sonoluminescence. The extremely short duration of the flash for a long time had been a serious argument against the thermal nature of the light observed in experiments [15]. The proposed shock-wave mechanism does not conflict with the short duration of the light flash and with the observed in experiments [16] nonthermal origin of the spectra of  $Ar$  and of the ionized states  $O_2^+$ . The mechanisms of the atom excitation and ionization are also in balance with experimental data. If at the center of the bubble prevail the pair collisions, then become possible extremely large impact energy of the atoms. Thus, the extremely high excitation energies of atoms  $Ar$  that have been observed in experiments [16] are get an explanation with a pair head-on collision of atoms  $Ar$  in a converging flow of atoms. Let's notice that as long as in a shock wave take place squeezing and warming-up at the same time, the modulus of the atom work function from liquid, at the front of the shock wave, may reach a rather high values.

If the duration of the emission of atoms from the bubble surface is  $\tau$  and the modulus of the atom work function is  $|A_{l-v}|$ , then the width  $d$  of the converging flow of atoms

$d = \tau \sqrt{2|A_{l-v}|/m}$ , where  $m$  - is a mass of the emitted atom. For the flow of the atoms of argon, at  $\tau = 20$  ps and  $|A_{l-v}|/k_B = 3000$  K we will get  $d = 2.26 \cdot 10^{-8}$  m. If in the converging flow of atoms near the center of the bubble mainly take place the pair collisions, then size of the central luminous part have to be the order of  $d$ . However, the converging flow of atoms may lead as to a single scattering so to the multiple scattering of atoms on each other and of atoms on ions. In the case of multiple scattering of the hyper-thermal atoms the size of the region where will take place effective excitation and ionization of atoms will be a few time larger then the width of convergent flow  $d$ . We also have to take into account that on a high-densities of the gas inside the bubble, the probability of the gas scattering of emitted atoms, before they will reach the center, becomes higher. That is why on a certain densities, the impact mechanism may be insufficient to start the gas implosion in the center of the bubble. Thus the sonoluminescence, in a high-density region, should have a threshold value on a density parameter. However if the concentration of gas will be too low the emission mechanism may also be insufficient for the effective sonoluminescence, and in the region with the low concentrations of gas the sonoluminescence either will be absent or will also have a threshold character. The experimental observations of sonoluminescence show rather thin intervals of gas concentration in liquid [15].

One more feature that takes an explanation within the frames of impact excitation mechanism of the electron degrees of freedom and atom ionization on implosion of the gas is that the duration of the light flashes are the same in the different parts of spectrum [15]. The lighting in the different frequency range, takes place simultaneously to the generation of impact excited electron degrees of freedom, and only over the times of generation. The observed shift of the emitted light spectrum into the ultraviolet region, show that the process of the light generation is strongly non-equilibrium. Thus the observed results correspond to a non-equilibrium distribution of energy in spectrum; with the level of disbalance strongly dependent on the emission process at the bubble surface. The high level of non-equilibrium of the implosion processes requires consideration within the frames of kinetic description.

## 9. CONCLUSIONS

Current work shows the meaning and significance of the atoms work function from liquid or gas into the vacuum for the better understanding of absolute instability phenomena in liquids or gases. The derived relationships for the absolute instability line (the line of the first type limiting points) and the spinodal equation, allow us better understand the nature of the physical phenomena and the behavior of the matter on the boundaries of absolute instability. Current

work gives the atoms work function an implicit physical meaning and express the thermodynamic parameters of the system in terms of an energetic characteristic.

The pointed relation of the equation of state for the homogeneous liquid or gas with such mono-particle characteristic as the atom work function into the vacuum, allow us to emphasize the deep connection of mono-particle energy levels in the condensed medium with respect to the vacuum and general stability conditions of this medium. That is why the further investigation of the work function and its relation with other characteristics is an important constituent of the stability problem.

In the high-temperature region, the calculated temperature dependence of the atoms work function from liquid or from gas into vacuum, point out to a significant negative values of the work function. And the distinct difference in absolute value of the atom work function into the vacuum, and the thermal energy of atoms, would be interesting to check experimentally.

Within the frames of the developed in the current work double-stage mechanism of sonoluminescence and taking into account the available experimental data, we analyzed the main features of this phenomenon. An important role in sonoluminescence plays the converging to the center of the bubble flow of atoms emitted from the interface. The emission of atoms from the open surface of the liquid is possible only when the liquid is in the state of the negative atom work function. These states appear at the heavily non-equilibrium conditions in liquid-gas system, for example at a strong shock squeezing. An immediate catalyst, for the emission of atoms from the surface of liquid with the hyper-thermal velocities, may become the shock wave that comes out to the interface liquid-gas. The next stage includes the implosion of the gas at the center of the cavity bubble with the flow of emitted atoms, and the following up excitation of electronic degrees of freedom and impact ionization of atoms. The subsequent “highlighting” of the excited degrees of freedom in atoms and the recombination of electrons and ions, will lead to the generation of the radiation impulse.

## **ACKNOWLEDGMENTS**

The authors are grateful to the professor V.M.Adamyan, and professor Yu.P.Krasny for the useful discussions of the article and to the professor S.K.Aslanov for the discussions concerning the physics of shock waves.

1. I.Z.Fisher, *Statistical Theory of Liquids* (The University of Chicago Press, Chicago and London, 1964).
2. I.Z.Fisher, *Zhurnal Eksperimentalnoi i Teoreticheskoi Fiziki* **28**, 171 (1955) (in Russian);  
I.Z.Fisher, *Zhurnal Eksperimentalnoi i Teoreticheskoi Fiziki* **28**, 437 (1955) (in Russian).
3. S.V.Tyablikov, *Zhurnal Eksperimentalnoi i Teoreticheskoi Fiziki* **17**, 386 (1947) (in Russian).
4. Ya.S. Kaim, *Ukrainian Journal of Physics* **49**, 174 (2004).
5. J.O.Hirschfelder, C.F.Curtiss, R.B.Bird, *Molecular Theory of Gases and Liquids* (Wiley, New York, 1954).
6. C.A.Croton, *Liquid State Physics. A Statistical Mechanical Introduction* (Cambridge University Press, Cambridge, 1974).
7. J.A.Barker, D.Henderson, *Journal of Chemical Physics* **47**, 2856 (1967).
8. H.C.Andersen, J.D.Weeks, D.Chandler, *Physical Review A* **4**, 1597 (1971).
9. L.Verlet, J.J.Weis, *Physical Review A* **5**, 939 (1972).
10. B.Vargaftik, *Handbook on Thermal-Physical Properties of Gases and Liquids* (Nauka, Moscow, 1972) (in Russian).
11. L.D.Landau, E.M.Lifshitz, *Mechanics* (Nauka, Moscow, 1988) (in Russian).
12. V.D.Shafranov, *Uspechi Fizicheskikh Nauk* **128**, 161 (1979) (in Russian).
13. E.M.Lifshitz, L.P.Pitaevskii, *Statistical Physics, Part 2* (Nauka, Moscow, 1978) (in Russian).
14. V.P. Skripov, *Metastable Liquid* (Nauka, Moscow, 1972) (in Russian).
15. M.P.Brenner, S.Hilgenfeldt, D.Lohse, *Reviews of Modern Physics* **74**, 425 (2002).
16. D.J.Flannigan, K.S.Suslick, *Nature*, **434**, 3 March, 52 (2005).

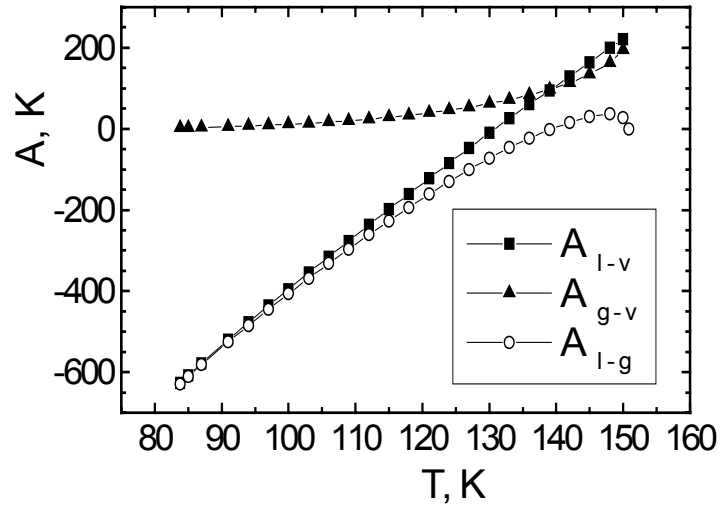


Fig.1. The calculation results of the temperature dependence of the atom work functions  $A_{l-v}$ ,  $A_{g-v}$ ,  $A_{l-g}$  for argon in BH approximation. Potential parameters  $\varepsilon = 124$  K,  $\sigma = 3.418$  Å.



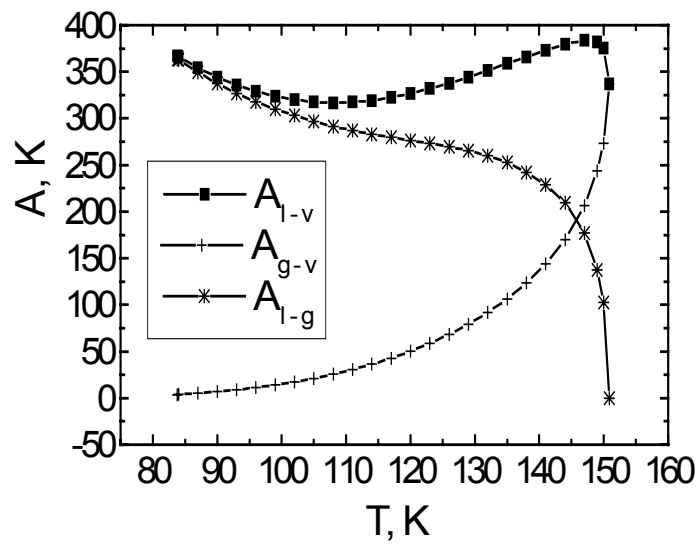


Fig.2. The calculation results of the temperature dependence of the atom work functions  $A_{l-v}$ ,  $A_{g-v}$ ,  $A_{l-g}$  for argon in WCA approximation. Potential parameters  $\varepsilon = 124$  K,  $\sigma = 3.418$  Å.

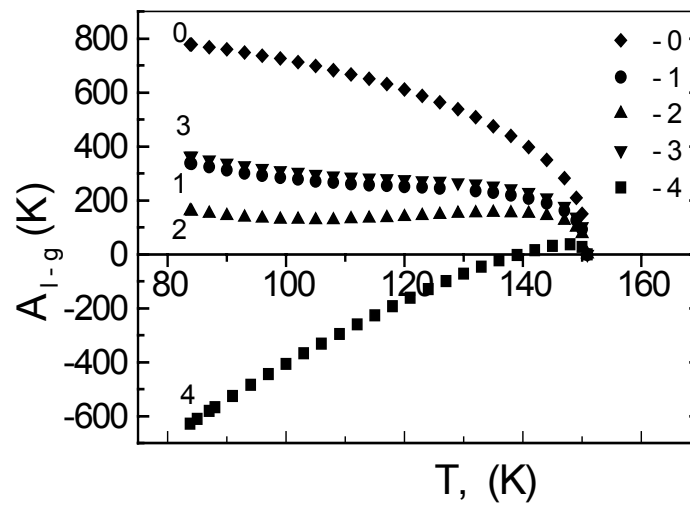


Fig.3. The calculation results of the temperature dependence of the atom work functions  $A_{l-g}$  for argon in BH and WCA approximations. Diagram 0 – experimental data; 1 – calculation with  $\varepsilon = 119.8$  K,  $\sigma = 3.405$  Å (WCA); 2- calculation with  $\varepsilon = 116$  K,  $\sigma = 3.465$  Å (WCA); 3 - calculation with  $\varepsilon = 124$  K,  $\sigma = 3.418$  Å (WCA); 4 - calculation with  $\varepsilon = 124$  K,  $\sigma = 3.418$  Å (BH).

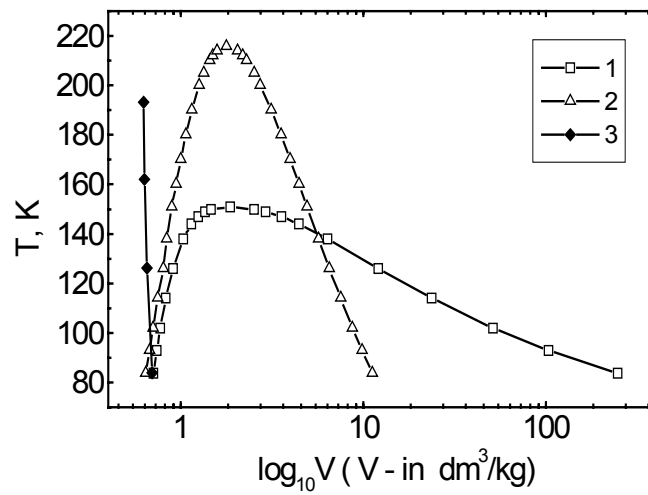


Fig.4. The calculation results of the line of I-st type limiting points for argon. Potential parameters  $\varepsilon = 124$  K,  $\sigma = 3.418$  Å. Diagram 1 – equilibrium line of the liquid–gas coexistence (experiment); 2 - first type limiting points line (calculation); 3 - equilibrium line of the liquid–crystal coexistence (experiment).

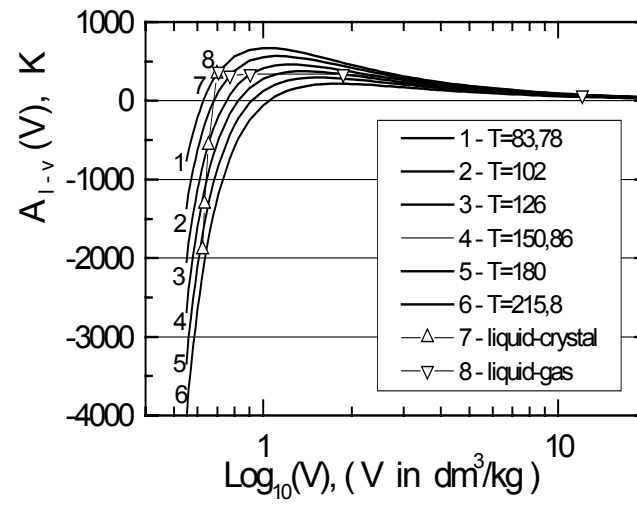


Fig.5. Volumetric dependence of the atom work function  $A_{l-v}$  for the different temperatures.

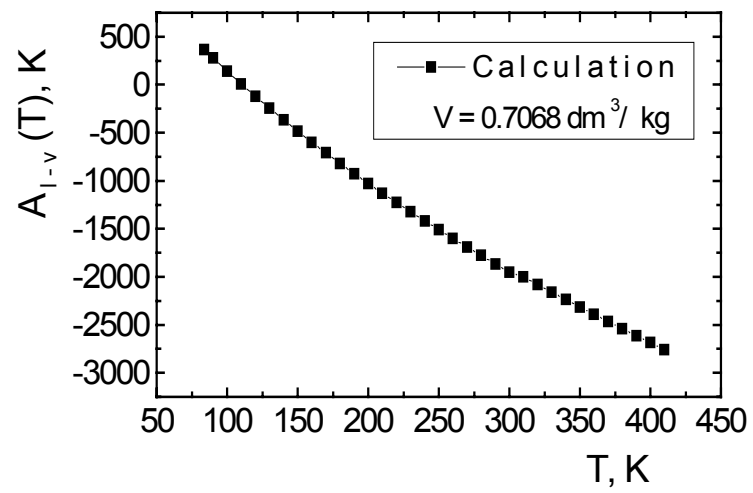


Fig.6. Temperature dependence of the atom work function  $A_{l-v}$  for the fixed specific volume of argon (  $V = 0.7068 \text{ dm}^3/\text{kg}$  ).