

Small quantum information networks operating as quantum thermodynamic machines

Markus J. Henrich,* Mathias Michel, and Günter Mahler

Institute of Theoretical Physics I, University of Stuttgart, Pfaffenwaldring 57, 70550 Stuttgart, Germany

(Dated: February 8, 2020)

We show that a driven 3-qubit system can be used as a thermodynamic heat engine or heat pump, respectively, when interfaced between two split baths of a temperature difference above or below a critical value. The working spin exercises Carnot cycles the area of which defines the exchanged work.

PACS numbers: 5.70.Ln, 03.65.-w

Back in 1824 Sadi Carnot published his "Reflections on the Motive Power of Fire", proposing ideas for a combustion engine [1]. His reasoning was based on his now famous ideal gas cycle analysis. Following Planck's derivation of black body radiation in 1908 quantum considerations entered the scene, but these did not affect the basic concept of such heat engines. It was Albert Einstein together with Leo Szilard, who continued to work on patents for improved designs in the twenties of the last century. We can take it for granted, however, that these inventors did not waste a single thought on quantum mechanics in this context.

It should thus come as a surprise that even a single spin as part of a tiny three-spin chain embedded between two split baths could be made to perform Carnot cycles in its entropy-temperature plane. Exactly as in the macro-limit the exchanged work would be given by the area, its sign by the mathematical orientation of this very cycle, thus rendering the nano-device a heat pump or heat engine, respectively.

Recently such miniature machines have attracted quite some attention [2, 3, 4, 5]. Nanomechanical devices have been of growing interest in the last couple of years [6]; the importance of cooling processes is being recognized with respect to quantum information processing [7]. Furthermore, it has been realized that strange analogies appear to exist between the basic concepts of quantum information theory like specific entanglement measures on the one hand side and thermodynamic concepts on the other side [8], the origin of which is still fairly unclear.

Here we argue that structurally identical quantum networks can be used as quantum information processors as well as quantum thermodynamic engines! This may not only shed new light on that intricate relationship, but may also give new directions for the application of such few-spin structures, for which a number of different implementations are becoming available now.

The model under consideration will be a Heisenberg coupled spin-chain consisting of three spins. Its Hamil-

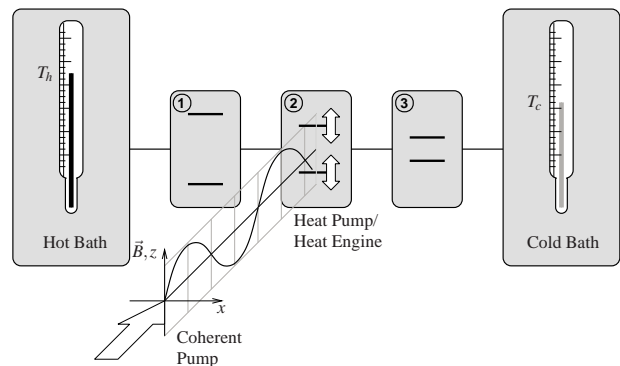


FIG. 1: Schematic representation of the system under investigation: A 3-spin-chain is connecting two baths whereas a time-dependent magnetic field is acting on spin 2.

tonian reads

$$\hat{H}(t) = \sum_{\mu=1}^3 \frac{\delta_{\mu}}{2} \hat{\sigma}_z(\mu) + \lambda \sum_{i=x,y,z} \hat{\sigma}_i(\mu) \otimes \hat{\sigma}_i(\mu+1) \quad (1)$$

where μ specifies the spin, δ_{μ} its local energy splitting, λ the nearest neighbour coupling strength and $\hat{\sigma}_i$ are the Pauli-matrices. Thermodynamic properties can be imparted on this system by an appropriate embedding into a larger quantum environment [9, 10, 11], without the need of any thermal bath. In the present context, though, it is much simpler to settle for the customary approach: As depicted in figure 1, the chain is taken to be in thermal contact with two baths $\alpha = c, h$ with different temperatures $T_c < T_h$, such that spin 1 is weakly coupled to the hot bath only and spin 3 to the cold bath. A convenient method to simulate such an open system is then based on the quantum master equation [12] of the form

$$\dot{\hat{\rho}} = -i[\hat{H}, \hat{\rho}(t)] + \hat{\mathcal{D}}_h(\hat{\rho}(t)) + \hat{\mathcal{D}}_c(\hat{\rho}(t)) \quad (2)$$

with the Hamiltonian \hat{H} of the spin-system, the dissipator $\hat{\mathcal{D}}_{\alpha}$ for bath $\alpha = c, h$ and the density matrix $\hat{\rho}$ of the system.

The heat current J_{α} between the 3-spin-system and the bath α can be defined by [13]

$$J_{\alpha} = \text{Tr} \left\{ \hat{H} \hat{\mathcal{D}}_{\alpha}(\hat{\rho}(t)) \right\} \quad (3)$$

*Electronic address: markus.henrich@itp1.uni-stuttgart.de

where Tr means the trace operation. In the following a current out of bath α into the machine will be defined as positive. This sign convention also applies to the transferred heat per cycle, Q_α . Likewise the work per cycle, W , put into the machine will be counted as positive.

The heat current J through inhomogeneous chains (different local energy splittings) tends to be much smaller than for the corresponding homogeneous system. Here we use the externally induced spectral deformation to manipulate internal "resonance"-effects and by that build a heat pump (or heat engine) out of our 3-spin-system. It should be possible to implement such devices with any two-level system which allows energy exchange based on a coupling small compared with the local energy splittings.

The machine function is now realized by driving the energy splitting of spin 2, in the form $\delta_2 = \sin(\omega t)b + b_0$ with $\omega \ll \delta_\mu$. The parameters are chosen such that at the maximum the local splitting will reach $\delta_2(t) = \delta_1$ and at the minimum $\delta_2(t) = \delta_3$, thus oscillating between the two resonance conditions. For actual spins this could be done by a time-dependent external magnetic field \vec{B} .

For any diagonal state of a two-level system μ in its local energy basis we can always define the temperature $T_\mu = -\delta_\mu [\ln(p_\mu^1/p_\mu^0)]$ and the von Neumann entropy $S_\mu = -(p_\mu^0 \ln p_\mu^0 + p_\mu^1 \ln p_\mu^1)$, where p_μ^0 are occupation probabilities for the ground state and p_μ^1 for the excited state. Under the conditions as stated there can be no local non-equilibrium, a restrictive but convenient property of two-level systems. As will become transparent below, T_2 and S_2 indeed behave like thermodynamic variables.

All numerical results are obtained by integrating the master equation with a 4th order Runge-Kutta algorithm where we set $k_B = 1$ and $\hbar = 1$. The parameters taken here are $\lambda = 0.01$, $\delta_1 = 2.25$, $\delta_3 = 1.75$, $\omega = 1/128$, $b = 1/4$, $b_0 = 2$, $T_c = 0.4$ and T_h is varied, unless stated otherwise. The coupling parameter λ and also the coupling between the system and bath α are chosen to stay in the weak coupling limit.

In analogy with the classical Carnot machine one may approximately distinguish four different steps in the $S_2 T_2$ -diagram (Fig. 2) in combination with the respective currents in Fig. 3:

1. Quasi-iso-thermal step: Spin 2 (the "working gas") is brought in resonance with Spin 3 ($\delta_2(t) \approx \delta_3$) and so couples with bath c at temperature T_c . Because of this energy resonance the current J_c via spin 3 will increase, whereas the current J_h via spin 2 will be negligible. The occupation probabilities of spin 2 and 3 will approach each other and so do the respective local temperatures.
2. Quasi-adiabatic step: Spin 2 is driven out of resonance with spin 3 ($\delta_1 > \delta_2(t) > \delta_3$), now J_c decrease while J_h nearly stays unchanged. The occupation probability of spin 2 does not change significantly and there is almost no change in the entropy S_2 .

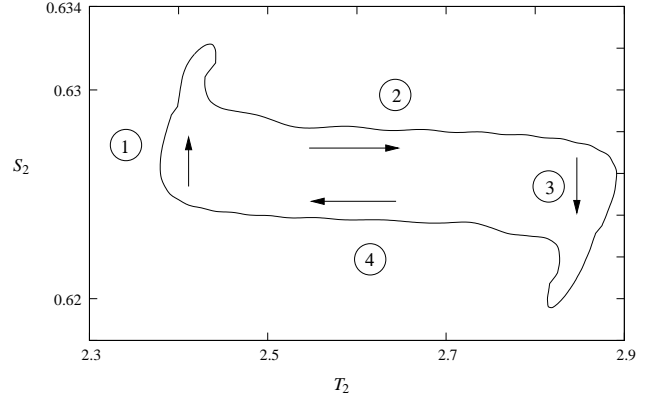


FIG. 2: $S_2 T_2$ -Diagram for the quantum heat pump. The arrows indicate the direction of circulation.

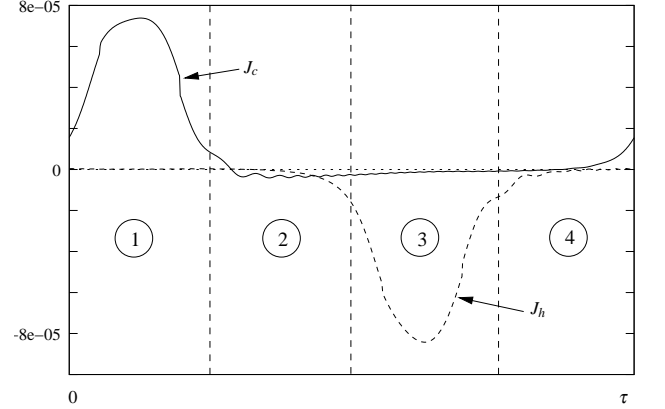


FIG. 3: The heat current $J_\alpha(t)$ over one cycle with duration $\tau = 2\pi/\omega = 804.25$. The peaks are a result of the resonance-effect.

3. Quasi-iso-thermal step: Spin 2 comes in resonance with spin 1 ($\delta_2(t) \approx \delta_1$) and by that in contact with bath h at temperature T_h . As almost no change in the occupation probability has taken place, the local temperature of spin 2 is larger than the one of spin 1: J_h increases whereas J_c is very small. The local temperatures of spin 1 and 2 nearly equal each other.
4. Quasi-adiabatic step: Spin 2 is driven back to the starting point as in step 2.

During the whole cycle all coupling parameters remain constant. Hence spin 2 is never completely decoupled from either bath. Therefore a leakage current J_L is flowing from the hotter bath h to the colder bath c leading to a transferred heat $Q_L = \oint_0^\tau J_L dt$ per cycle. A schematic picture of the energy exchange is shown in Fig. 4.

In contrast to the ideal Carnot heat pump which is defined in the quasi-static limit, the quantum heat pump is driven through its cycle in a finite time (cf. the model of the endoreversible engine [14]). If one would wait after each infinitesimal process step till the system was in a

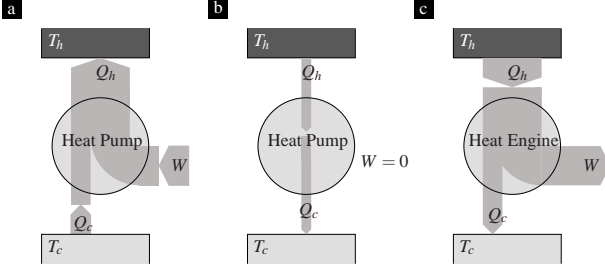


FIG. 4: Schematic illustration of heat Q_α and work W in and out of the quantum thermodynamic machine. a) $\Delta T < \Delta T_{\max}$: Heat pump, $W > 0$, $Q_h < 0$. b) $\Delta T = \Delta T_{\max}$: Stationary heat flow, $W = 0$, $Q_h = -Q_c = Q_L$. c) $\Delta T > \Delta T_{\max}$: Heat engine, $W < 0$, $Q_h > 0$.

steady state, the quantum heat pump would no longer work as a result of the leakage. The quantum heat pump does not work reversibly. In step 1 (or 4) the local temperature of spin 2 is larger (smaller) than the respective bath temperature T_h (T_c) which is needed to drive a current from spin 2 to bath h (from bath c to spin 2). There is an entropy production due the dissipation \hat{D}_α .

Now that we have shown the principle function of our heat pump we want to discuss its efficiency in comparison with a classical Carnot engine. The efficiency of a heat pump is defined by the ratio of the heat Q_h pumped to the hot reservoir and the work applied $\eta^p = Q_h/W$, which reduces for the Carnot heat pump to $\eta_{\text{Car}}^p = T_h/(T_h - T_c)$. For the heat engine the efficiency is defined as $\eta^e = W/Q_h$ which in the Carnot case leads to $\eta_{\text{Car}}^e = 1 - T_c/T_h$.

For the quantum heat pump we have calculated the work for one cycle out of the S_2T_2 -diagram, $W = \oint T_2 dS_2$ and the heat Q_α by integrating the current J_α over one period $\tau = 2\pi/\omega$,

$$Q_\alpha = \int_0^\tau J_\alpha dt \quad (4)$$

We find that indeed $W + Q_c + Q_h = 0$ in all cases and by that confirm the use of T_2 and S_2 as effective thermodynamic variables.

Figure 5 shows the numerical results for the efficiency as function of $\Delta T = T_h - T_c$. η_{qm} is depicted together with the corresponding Carnot efficiency. As can be seen from Fig. 5 (left part), the efficiency of the quantum heat pump is smaller than that of the Carnot heat pump. As the quantum heat pump is working irreversibly this result should have been expected. Note that for $\Delta T = 0$ the efficiency does not diverge as the Carnot efficiency does. Enhanced cooling extends to $\Delta T < 0$, i. e. J_c can be made larger than the reversed leakage current (cf. Fig. 6).

The work W to be applied goes to zero at $\Delta T = \Delta T_{\max}$ (cf. Fig. 4 b). A rough estimate gives $\Delta T_{\max} = T_c(\delta_1/\delta_3 - 1) \approx 0.71$ for our model parameters. The

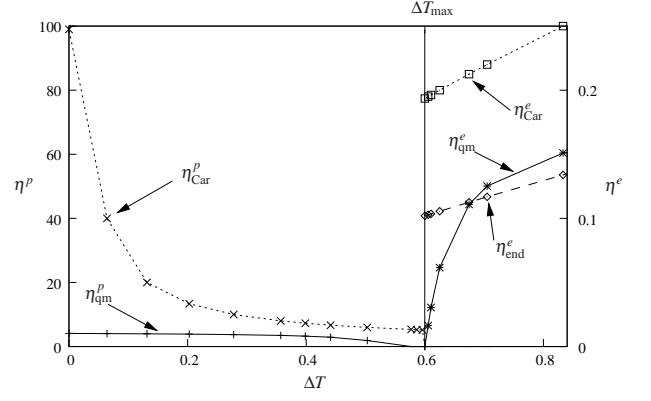


FIG. 5: The Carnot-efficiency η_{Car}^p and the efficiency η_{qm}^p of the quantum heat pump ($\Delta T < \Delta T_{\max}$) and η_{Car}^e and η_{qm}^e of the heat engine ($\Delta T > \Delta T_{\max}$) as function of the temperature difference ΔT . $\eta_{\text{end}}^e = 1 - \sqrt{T_c/T_h}$ is the efficiency of the classical endoreversible heat engine [14].

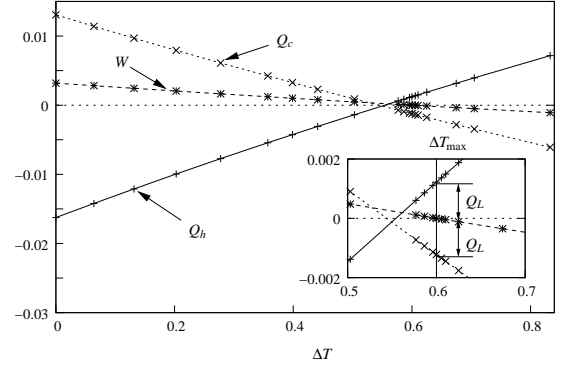


FIG. 6: Heat Q_c and Q_h as well as the work W performed over one cycle as function of the temperature difference ΔT . The inset shows these functions around the point $\Delta T = \Delta T_{\max}$ in more detail. Q_L is the leakage heat per cycle.

actual numerical value is 0.60. At this point the mechanical driving becomes lossless, only the leakage current remains. The efficiency η_{qm}^p goes to zero at some $\Delta T < \Delta T_{\max}$, when the heat pumped up is just cancelled by the heat leaked down, i. e. when $Q_h = 0$.

To make this conclusion clearer the heat Q_c , Q_h and the work W per cycle are depicted in Fig. 6 as function of the temperature difference. The inset shows the point $\Delta T = \Delta T_{\max}$ for which $W = 0$ and $Q_c = Q_L = -Q_h$. For $\Delta T > \Delta T_{\max}$ the machine starts working as a heat engine ($W < 0$, Fig. 4 c) and efficiencies in Fig. 5 right). η_{qm}^e is not far away from the classical efficiency of the endoreversible heat engine, i. e. for a machine completing its cycles at finite time [14].

Figure 7 shows the corresponding S_2T_2 -diagram, now executed with the opposite orientation, in agreement with the reversed sign of W . The heat $Q_L > 0$ transferred per cycle due to the leakage current J_L is always contained in Q_c , Q_h with the proper sign. $W = -(Q_h + Q_c)$ is not influenced by Q_L . As a result Q_c changes its sign

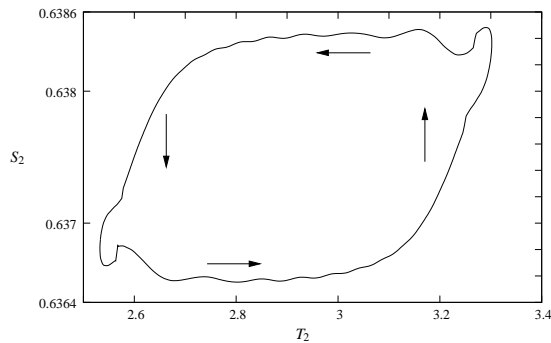


FIG. 7: S_2T_2 -Diagram for the quantum heat engine. The arrows indicate the direction of circulation.

before Q_h and Q_h before W as ΔT approaches ΔT_{\max} from below.

Before concluding we remark that these 3-qubit-systems could also be used as specific sensors: The peculiar dependence of the machine function on ΔT might be used as a dynamical temperature sensor if a reference temperature was known. In the static case a chain with a built-in energy splitting gradient could be brought into resonance by some specific external \vec{B} -field gradient and thus act as a gradient sensing device.

In terms of the simple Lindblad master equation approach we have studied a driven 3-spin system coupled to two split heat baths. We have shown that such small quantum networks may be used not only as quantum information processors but also as quantum thermodynamic machines and sensors. For the latter two proposals we would primarily exploit the (time-dependent) deformation of discrete spectra and associated resonance transfer. While interesting functionality appears already for $N = 3$ spins, also larger spin networks subject to such very limited control could be envisaged without losing inherent stability: eventually this stability is dictated by

the increase of entropy, i. e. by the second law of thermodynamics.

There are a number of different options for implementations [15, 16] and also various possibilities to introduce the time-dependent control. For simplicity we have restricted ourselves here to external driving; alternatively one might look for autonomous system designs [17], e. g., by using a mechanical oscillator (cantilever) [6]. Artificial autonomous nanomotors powered by visible light have recently been demonstrated experimentally [18].

From a fundamental point of view several interesting questions remain: What is the status of thermodynamic variables for such quantum systems? To what extent are these measurable in the nano-domain - without being operators? And if measured, how would the measurement result fluctuate[19]? As noted already, a two-level system diagonal in its local energy basis can always be described as canonical with some temperature T , i. e. there is conceptionally no space for non-equilibrium here. It is remarkable that for periodic operation work can then be associated with the area defined by the closed path in the effective entropy-temperature plane for the driven spin. This may challenge the subjective ignorance interpretation of none-pure states as classical mixtures, i. e. assuming the individual spin to be either up or down at any time. If the thermal state was taken to result from quantum entanglement with the environment [9], this classical picture would no longer be needed; those concepts from quantum information seem to be more appropriate here.

Acknowledgments

We thank H. Schmidt, H. Schröder, M. Stollsteimer, J. Teifel, F. Tonner and P. Vidal for fruitful discussions. We thank the Deutsche Forschungsgemeinschaft and Landesstiftung Baden-Württemberg for financial support.

-
- [1] <http://history.hyperjeff.net/statmech.html>.
 - [2] T. Feldmann and R. Kosloff, Phys. Rev. E **68**, 016101 (2003).
 - [3] J. P. Palao, R. Kosloff, and J. M. Gordon, Phys. Rev. E **64**, 056130 (2001).
 - [4] D. Segal and A. Nitzan, cond-mat/0510262 (2005).
 - [5] C. M. Bender, D. C. Brody, and B. K. Meister, J. Phys. A **33**, 4427 (2000).
 - [6] K. C. Schwab and M. L. Roukes, Physics Today **58**, July2005 36 (2005).
 - [7] J. Baugh and et. al., Nature **438**, 470 (2005).
 - [8] J. Oppenheim, M. Horodecki, P. Horodecki, and R. Horodecki, Phys. Rev. Lett. **89**, 180402 (2002).
 - [9] J. Gemmer, M. Michel, and G. Mahler, *Quantum Thermodynamics - Emergence of Thermodynamic Behavior within Composite Quantum Systems*, LNP 657 (Springer LNP, Berlin, New York, 2005).
 - [10] M. J. Henrich and et. al., Phys. Rev. E **72**, 026104 (2005).
 - [11] M. Michel, J. Gemmer, and G. Mahler, **95** (2005).
 - [12] K. Saito, S. Takesue, and S. Miyashita, Phys. Rev. E **61**, 2397 (2000).
 - [13] H.-P. Breuer and F. Petruccione, *The Theory of Open Quantum Systems* (Oxford University Press, 2002).
 - [14] F. L. Curzon and B. Ahlborn, Am. J. Phys. **43**, 22 (1975).
 - [15] H. Häfner and et. al., Nature **438**, 643 (2005).
 - [16] Y. Maklin, G. Schön, and A. Shnirman, Rev. Mod. Phys. **73**, 357 (2001).
 - [17] F. Tonner and G. Mahler, Phys. Rev. E **72**, 066118 (2005).
 - [18] V. Balzani and et. al., Proc. Natl. Acad. Sci. USA **103**, 1178 (2006).
 - [19] M. Esposito and S. Mukamel, cond-mat/0602679 (2006).