

# Spin-Orbital Gap of Multiorbital Antiferromagnet

Hiroaki Onishi and Takashi Hotta

Advanced Science Research Center, Japan Atomic Energy Agency, Tokai, Ibaraki 319-1195, Japan  
(Dated: April 4, 2006)

In order to discuss the spin-gap formation in a multiorbital system, we analyze an  $e_g$ -orbital Hubbard model on a geometrically frustrated zigzag chain by numerical techniques. Due to the appearance of a ferro-orbital arrangement, the system is regarded as a one-orbital system, while the degree of spin frustration is controlled by the spatial anisotropy of the orbital. In the region of strong spin frustration, we observe a finite energy gap between ground and first-excited states, which should be called a *spin-orbital* gap. The physical meaning is clarified by an effective Heisenberg spin model including correctly the effect of the orbital arrangement influenced by the spin excitation.

PACS numbers: 75.45.+j, 71.10.Fd, 75.30.Et, 75.40.Mg

Exotic properties of low-dimensional antiferromagnets have continued to attract much attention in the research field of condensed matter physics, since strong quantum spin fluctuation destroys classical Néel ordering, while it leads to various types of spin-liquid phases [1]. In particular, a class of spin-gapped antiferromagnets has provided rich macroscopic quantum phenomena such as spin-Peierls transition and impurity-induced magnetic ordering in  $\text{CuGeO}_3$  [2, 3, 4, 5], and Bose-Einstein condensation of magnons in  $\text{TlCuCl}_3$  [6, 7, 8].

Microscopic aspects of the spin-gapped phase in low-dimensional antiferromagnets have been discussed extensively on the basis of the antiferromagnetic (AFM) Heisenberg model. In general, a spin gap is defined as the energy difference between singlet ground and triplet first-excited states. The existence of the finite spin gap can be understood by the concept of a valence-bond state. One typical example is a spin-1/2 Heisenberg zigzag chain [9, 10, 11], in which geometrical frustration plays a crucial role to enhance quantum spin fluctuation. In a gapped dimer phase, a valence bond of neighboring spins is stabilized, but the correlations among the valence bonds are significantly suppressed due to the effect of spin frustration, implying that finite energy is required to excite the valence bond from singlet to triplet.

However, in a system with active spin and orbital degrees of freedom, the meaning of the spin gap should be carefully re-examined. Since  $d$ - and  $f$ -electron orbitals in recently focused materials are spatially anisotropic, the sign and magnitude of spin exchange interactions depend on the relative positions of ions and occupied orbitals. In such a case, we envision that orbital ordering occurs so as to minimize the magnetic energy of the spin system. In fact, we have found that orbital ordering actually relaxes the frustration effect in the exchange interaction due to the spatial anisotropy of relevant orbital, even though the lattice originally exhibits a geometrically frustrated structure [12, 13].

After the occurrence of orbital ordering, one may naively expect that the system is described by an effective spin system on the frozen background of orbital

arrangement. It is true that we can intuitively understand what kind of magnetic correlation develops in the static orbital ordering. However, since spin and orbital degrees of freedom strongly interact with each other at the same energy scale, spin dynamics is influenced by orbital one in principle, unless orbital degree of freedom is completely quenched. Such interplay of spin and orbital dynamics has been discussed for spin-orbital models [14, 15]. Here, we point out that even though we observe a spin gap, this would not be a pure spin excitation but includes the changes of both spin and orbital states. The spin gap is definitely given by the energy difference between singlet ground and triplet first-excited states, but the orbital arrangement in the ground and excited states can be different. We believe that it is an intriguing issue to clarify how the spin excitation is described in such a variable background of orbital arrangement.

In this Letter, we investigate the spin gap of an  $e_g$ -orbital Hubbard model on a zigzag chain by numerical techniques. When two orbitals are degenerate, the zigzag chain is decoupled to a double-chain spin system to suppress the spin frustration due to the orbital anisotropy. On the other hand, the orbital anisotropy is controlled by the level splitting, leading to the revival of the spin frustration. Due to the appearance of a ferro-orbital (FO) arrangement, the system is always regarded as a one-orbital system irrespective of the level splitting, but the orbital arrangement is found to change according to the spin excitation, suggesting an important concept of dynamical interplay between spin and orbital degrees of freedom.

Let us consider  $e_g$  orbitals on a zigzag chain with  $N$  sites including one electron per site. Note that the lattice is composed of equilateral triangles and located in the  $xy$  plane (see Fig. 1). Then, the Hamiltonian is given by

$$H = \sum_{\mathbf{i}, \mathbf{a}, \tau, \tau', \sigma} t_{\tau\tau'}^{\mathbf{a}} d_{\mathbf{i}\tau\sigma}^\dagger d_{\mathbf{i}+\mathbf{a}\tau'\sigma} - (\Delta/2) \sum_{\mathbf{i}} (\rho_{\mathbf{i}\mathbf{a}} - \rho_{\mathbf{i}\mathbf{b}}) + U \sum_{\mathbf{i}, \tau} \rho_{\mathbf{i}\tau\uparrow} \rho_{\mathbf{i}\tau\downarrow} + U' \sum_{\mathbf{i}} \rho_{\mathbf{i}\mathbf{a}} \rho_{\mathbf{i}\mathbf{b}}, \quad (1)$$

where  $d_{\mathbf{i}\mathbf{a}\sigma}$  ( $d_{\mathbf{i}\mathbf{b}\sigma}$ ) is the annihilation operator for an electron with spin  $\sigma$  in the  $3z^2-r^2$  ( $x^2-y^2$ ) orbital at site  $\mathbf{i}$ ,

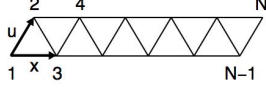


FIG. 1: Lattice location and site numbering of  $N$ -site zigzag chain.

$\mathbf{a}$  is the vector connecting nearest-neighbor sites,  $t_{\tau\tau'}^{\mathbf{a}}$  is the hopping amplitude between  $\tau$  and  $\tau'$  orbitals along the  $\mathbf{a}$  direction,  $\Delta$  is the level splitting between  $3z^2-r^2$  and  $x^2-y^2$  orbitals,  $U$  and  $U'$  are intra- and inter-orbital Coulomb interactions, respectively,  $\rho_{i\tau\sigma} = d_{i\tau\sigma}^\dagger d_{i\tau\sigma}$ , and  $\rho_{i\tau} = \sum_{\sigma} \rho_{i\tau\sigma}$ . The Hund's rule interaction is simply ignored here, but the results do not change qualitatively for quarter filling case. Note also that  $U=U'$  due to the rotational symmetry in the orbital space. The hopping amplitudes are explicitly given by  $t_{aa}^x = t/4$ ,  $t_{ab}^x = t_{ba}^x = -\sqrt{3}t/4$ ,  $t_{bb}^x = 3t/4$  for the  $\mathbf{x}$  direction and  $t_{aa}^u = t/4$ ,  $t_{ab}^u = t_{ba}^u = \sqrt{3}t/8$ ,  $t_{bb}^u = 3t/16$  along the zigzag path. We note  $t_{\tau\tau'}^u = t_{\tau\tau'}^x$ . Hereafter,  $t$  is taken as the energy unit.

We analyze the model (1) by exploiting a finite-system density matrix renormalization group (DMRG) method with open boundary conditions [16]. Note that due to the two orbitals in one site, the number of bases for the single site is 16 and the size of the superblock Hilbert space grows as  $m^2 \times 16^2$ , where  $m$  is the number of states kept for each block. Thus, we treat each orbital as a site to reduce the size of the superblock Hilbert space to  $m^2 \times 4^2$  such that we can increase  $m$  to obtain good accuracy. In the present calculations, we keep up to  $m=300$  states and the truncation error is kept around  $10^{-6}$  or smaller.

Let us first clarify the orbital structure in the spin-singlet ground state, an important issue to understand a key role of orbital anisotropy in geometrically frustrated systems. In order to determine the orbital structure, it is useful to introduce an angle  $\theta_i$  to characterize the orbital shape at each site, and define new operators as [17]

$$\begin{pmatrix} \tilde{d}_{i\alpha\sigma} \\ \tilde{d}_{i\beta\sigma} \end{pmatrix} = R(\theta_i) \begin{pmatrix} d_{i\alpha\sigma} \\ d_{i\beta\sigma} \end{pmatrix}, \quad (2)$$

where the transformation matrix  $R(\theta_i)$  is given by

$$R(\theta_i) = e^{i\theta_i/2} \begin{pmatrix} \cos(\theta_i/2) & \sin(\theta_i/2) \\ -\sin(\theta_i/2) & \cos(\theta_i/2) \end{pmatrix}. \quad (3)$$

Then, we determine the optimal set of  $\{\theta_i\}$  so as to maximize the orbital correlation, which is defined by  $T(\mathbf{q}) = \sum_{i,j} \langle \tilde{T}_i^z \tilde{T}_j^z \rangle e^{i\mathbf{q} \cdot (\mathbf{i}-\mathbf{j})} / N^2$  with  $\tilde{T}_i^z = \sum_{\sigma} (\tilde{d}_{i\alpha\sigma}^\dagger \tilde{d}_{i\alpha\sigma} - \tilde{d}_{i\beta\sigma}^\dagger \tilde{d}_{i\beta\sigma}) / 2$ , where  $\langle \dots \rangle$  denotes the expectation value.

Irrespective of  $\Delta$ , we observe that  $T(\mathbf{q})$  becomes maximum at  $\mathbf{q}=0$ , indicating a FO structure. In Figs. 2(a) and 2(b), we show the optimal set of  $\{\theta_i\}$  for  $\Delta=0$  and 1, respectively. At  $\Delta=0$ , two orbitals are degenerate, but in general, orbital degeneracy is lifted to lower the energy by electron hopping, leading to an optimal path for the elec-

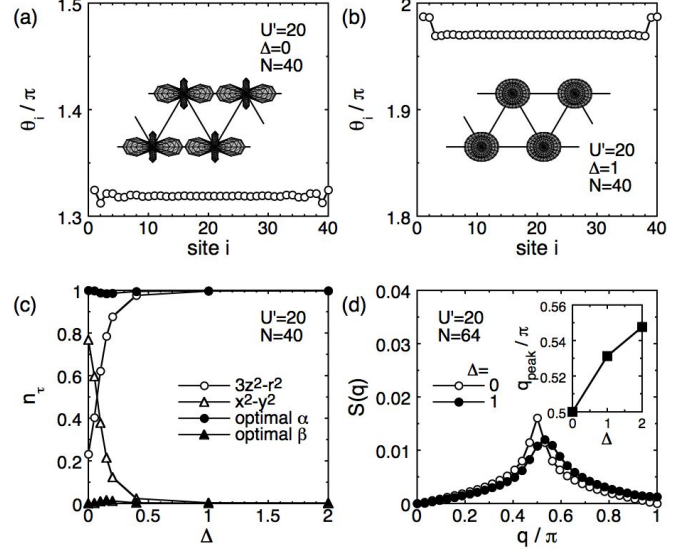


FIG. 2: DMRG results for orbital states and spin correlations in the ground state. The site dependence of  $\{\theta_i\}$  representing orbital arrangement for (a)  $\Delta=0$  and (b)  $\Delta=1$ . (c) Electron densities in  $3z^2-r^2$ ,  $x^2-y^2$ , and optimal orbitals as a function of  $\Delta$ . (d) Spin correlations for  $\Delta=0$  and 1. Inset shows the  $\Delta$  dependence of the peak position.

tron motion. Indeed, there appears a FO structure characterized by  $\theta_i/\pi \sim 1.32$ , indicating that  $3x^2-r^2$  orbital is selectively occupied. The shape of the occupied orbital extends just along the  $\mathbf{x}$  direction, not along the zigzag path. Namely, the zigzag chain is decoupled to a double-chain system due to the orbital anisotropy. On the other hand, the orbital anisotropy almost disappears at  $\Delta=1$ , since electrons favorably occupy the lower  $3z^2-r^2$  orbital, which is isotropic in the  $xy$  plane, as shown in Fig. 2(b). Note, however, that orbital degree of freedom is not perfectly quenched due to the level splitting. In fact, it is found that optimal orbitals at the edges deviate from those in the bulk to approach  $3x^2-r^2$  orbital. The orbital shape changes to become rather isotropic so that electrons can smoothly move near the edges. Thus, orbital degree of freedom is still effective, and there occurs the adjustment of the optimal orbital to the environmental lattice inhomogeneity.

In order to gain insight into the change in the orbital state due to the level splitting, we investigate the electron density  $n_\tau = \sum_i \langle \rho_{i\tau} \rangle / N$ , as shown in Fig. 2(c). As  $\Delta$  is increased, electrons are forced to be accommodated in the lower  $3z^2-r^2$  orbital, but the electron density in each of  $3z^2-r^2$  and  $x^2-y^2$  orbitals gradually changes without any anomalous behavior. Accordingly, the optimal  $\alpha$  orbital state is smoothly transformed from  $3x^2-r^2$  to  $3z^2-r^2$  with increasing  $\Delta$ . In addition, we observe that optimal  $\alpha$  orbitals are occupied, while  $\beta$  orbitals are almost vacant, irrespective of  $\Delta$ . This behavior is well understood by regarding the level splitting as the ficti-

tious magnetic field in the orbital space. Namely, the direction of fully polarized orbital moment is rotated by the magnetic field. Thus, the present system is always regarded as a one-orbital system composed of optimal  $\alpha$  orbitals.

Let us now consider an effective model in the strong-coupling limit, to understand magnetic properties of such a one-orbital system. First we express the Hamiltonian in terms of new operators by substituting Eq. (2) as

$$\begin{aligned} \tilde{H} = & \sum_{\mathbf{i}, \mathbf{a}, \tau, \tau', \sigma} \tilde{t}_{\tau\tau'}^{\mathbf{i}, \mathbf{i}+\mathbf{a}} \tilde{d}_{\mathbf{i}\tau\sigma}^\dagger \tilde{d}_{\mathbf{i}+\mathbf{a}\tau'\sigma} + U \sum_{\mathbf{i}, \tau} \tilde{\rho}_{\mathbf{i}\tau\uparrow} \tilde{\rho}_{\mathbf{i}\tau\downarrow} \\ & + U' \sum_{\mathbf{i}} \tilde{\rho}_{\mathbf{i}\alpha} \tilde{\rho}_{\mathbf{i}\beta} - \Delta \sum_{\mathbf{i}} (\cos \theta_{\mathbf{i}} \tilde{T}_{\mathbf{i}}^z + \sin \theta_{\mathbf{i}} \tilde{T}_{\mathbf{i}}^x), \end{aligned} \quad (4)$$

where  $\tilde{t}_{\tau\tau'}^{\mathbf{i}, \mathbf{i}+\mathbf{a}} = R(\theta_{\mathbf{i}}) t_{\tau\tau'}^{\mathbf{i}, \mathbf{i}+\mathbf{a}} R^{-1}(\theta_{\mathbf{i}+\mathbf{a}})$ ,  $\tilde{\rho}_{\mathbf{i}\tau\sigma} = \tilde{d}_{\mathbf{i}\tau\sigma}^\dagger \tilde{d}_{\mathbf{i}\tau\sigma}$ ,  $\tilde{\rho}_{\mathbf{i}\tau} = \sum_{\sigma} \tilde{\rho}_{\mathbf{i}\tau\sigma}$ ,  $\tilde{T}_{\mathbf{i}}^x = \sum_{\sigma} (\tilde{d}_{\mathbf{i}\alpha\sigma}^\dagger \tilde{d}_{\mathbf{i}\beta\sigma} + \tilde{d}_{\mathbf{i}\beta\sigma}^\dagger \tilde{d}_{\mathbf{i}\alpha\sigma})/2$ , and the sum of the orbital index is taken over optimal  $\alpha$  and  $\beta$  orbitals. By keeping only the optimal  $\alpha$  orbital parts and applying the second-order perturbation in terms of electron hopping, we obtain an effective Heisenberg spin model as

$$H_{\text{AFM}} = \sum_{\mathbf{i}, \mathbf{a}} J_{\mathbf{i}, \mathbf{i}+\mathbf{a}} (\mathbf{S}_{\mathbf{i}} \cdot \mathbf{S}_{\mathbf{i}+\mathbf{a}} - 1/4) + E_s, \quad (5)$$

where  $\mathbf{S}_{\mathbf{i}}$  is a spin-1/2 operator at site  $\mathbf{i}$ , the AFM exchange is given by  $J_{\mathbf{i}, \mathbf{i}+\mathbf{a}} = 4|\tilde{t}_{\alpha\alpha}^{\mathbf{i}, \mathbf{i}+\mathbf{a}}|^2/U$ , and  $E_s$  denotes the energy shift, given by  $E_s = -(\Delta/2) \sum_{\mathbf{i}} \cos \theta_{\mathbf{i}}$ . Note that this effective model represents a zigzag spin chain with competing nearest-neighbor exchange  $J_1$  and next-nearest-neighbor exchange  $J_2$ .

In order to confirm that magnetic properties are actually described by the zigzag spin chain, let us discuss the behavior of the spin correlation. For the zigzag spin chain, the spin correlation exhibits a commensurate AFM peak at  $q=\pi$  for  $0 < J_2/J_1 < 1/2$ , while the peak changes into an incommensurate one for  $J_2/J_1 > 1/2$ , and the peak position gradually moves to  $q=\pi/2$  for infinite  $J_2/J_1$  [10, 11]. In Fig. 2(d), we show our DMRG results of the spin correlation  $S(\mathbf{q}) = \sum_{\mathbf{i}, \mathbf{j}} \langle S_{\mathbf{i}}^z S_{\mathbf{j}}^z \rangle e^{i\mathbf{q} \cdot (\mathbf{i} - \mathbf{j})} / N^2$  with  $S_{\mathbf{i}}^z = \sum_{\tau} (\rho_{\mathbf{i}\tau\uparrow} - \rho_{\mathbf{i}\tau\downarrow})/2$ . For  $\Delta=0$ , we clearly observe an incommensurate peak at  $q=\pi/2$ , consistent with that of the zigzag spin chain with large  $J_2/J_1$ , since  $J_2/J_1=64^2$  for the  $3x^2-r^2$  orbital arrangement. Note that we evaluate  $J_1$  and  $J_2$  at the center of the chain, by ignoring the site dependence in  $J_{\mathbf{i}, \mathbf{i}+\mathbf{a}}$ . On the other hand, with increasing  $\Delta$ , we find that the peak position changes towards  $q=\pi$  (see the inset), as expected by analogy with the zigzag spin chain, since  $J_2/J_1$  approaches unity such as  $J_2/J_1=1.61$  for  $\Delta=1$  and  $J_2/J_1=1.24$  for  $\Delta=2$ .

Now we turn our attention to the spin excitation. In order to discuss the spin gap, in general, we consider the lowest-energy state among spin-triplet states. One may expect that such a triplet state is also described by the Heisenberg model, but we should note that the change of the spin state influences on the orbital state as

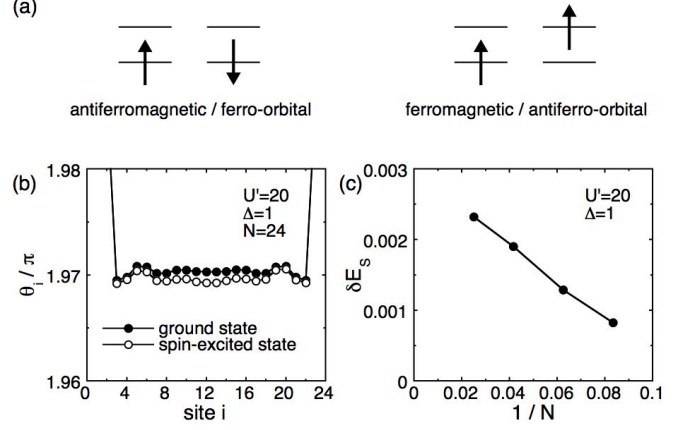


FIG. 3: (a) Schematic view of spin-orbital configuration. (b) The optimal set of  $\{\theta_i\}$  for the ground and spin-excited states. (c) The system-size dependence of the difference in the energy shift between ground and spin-excited states.

well. Such effect is already found in a two-site problem, as shown in Fig. 3(a). In the left panel, we depict an AFM/FO configuration in the spin-singlet ground state. On the other hand, in the spin-triplet excited state, an antiferro-orbital configuration turns to be favorable to gain the kinetic energy by electron hopping due to the Pauli's exclusion principle, as shown in the right panel.

For the clarification of the multiorbital effect on the spin excitation, we investigate the difference of the orbital structure between the spin-singlet ground state and the spin-triplet excited state. In the excited state, a FO arrangement is also found to appear and the system is regarded as a one-orbital system in a similar way to the case of the ground state. However, as shown in Fig. 3(b), we clearly observe that optimal orbitals in the excited state are changed from those in the ground state. This behavior is explained from a viewpoint of the adjustment of the optimal orbital. Namely, the orbital state is reorganized so as to provide the most appropriate orbital arrangement for the spin state.

In order to ascertain this characteristic change of the orbital arrangement, we evaluate the difference in the energy shift,  $\delta E_s = E_s^{(1)} - E_s^{(0)}$ , where  $E_s^{(0)}$  and  $E_s^{(1)}$  denote the values of  $E_s$  in the ground and excited states, respectively. In Fig. 3(c), we show the system-size dependence of  $\delta E_s$ . It is observed that  $\delta E_s$  grows with increasing the system size, suggesting that  $\delta E_s$  will contribute to the spin gap. Concerning exchange interactions  $\{J_{\mathbf{i}, \mathbf{i}+\mathbf{a}}\}$ , we obtain the ratio at the center of the chain as  $J_2/J_1=1.61$  in the ground state, while  $J_2/J_1=1.62$  in the excited state for  $\Delta=1$  from the DMRG results of  $N=40$ . One may consider that the difference seems small, but as we will see later, even such small difference leads to the significant change in the spin gap. In short, the present system can be regarded as a one-orbital system even in the excited states, but the variation of the orbital arrangement ap-

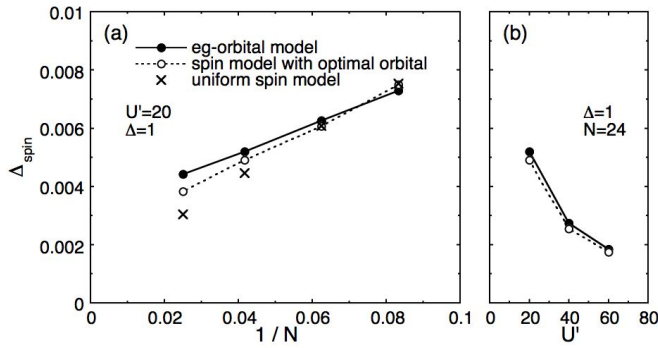


FIG. 4: (a) The system-size dependence of spin gap at  $\Delta=1$ . (b) Spin gap as a function of  $U'$  for  $\Delta=1$  and  $N=24$ .

pears in the changes of  $E_s$  and  $\{J_{i,i+a}\}$  in the effective Heisenberg model. Thus, spin and orbital degrees of freedom dynamically interact with each other, and the spin excitation involves the changes of not only spin state itself, but also orbital state.

Now let us discuss the behavior of the spin gap at  $\Delta=1$ . From the estimation of  $J_2/J_1=1.61$  in the ground state, the ground state is expected to correspond to the gapped dimer phase of the zigzag spin chain [10, 11]. To clarify this point, we investigate the system-size dependence of the spin gap  $\Delta_{\text{spin}}=E(N/2+1, N/2-1)-E(N/2, N/2)$ , where  $E(N_\uparrow, N_\downarrow)$  denotes the lowest energy in the subspace with  $N_\uparrow$  up- and  $N_\downarrow$  down-spin electrons. As shown in Fig. 4(a), the spin gap seems to converge to a finite value in the thermodynamic limit. For comparison with the zigzag spin chain, we also evaluate the spin gap for two types of AFM Heisenberg models. First, we take a uniform model, assuming that AFM exchanges are uniformly given by  $J_1$  and  $J_2$ , which are estimated at the center of the chain for the ground state. In Fig. 4(a), such results are denoted by crosses. Corresponding to the gapped dimer phase, we observe a finite spin gap in the thermodynamic limit, but significant deviation exists between the results of the  $e_g$ -orbital Hubbard model and those of the uniform Heisenberg model.

It is emphasized here that such deviation indicates the effect of the orbital-arranged background which should be different between ground and excited states. Then, we attempt to re-estimate the spin gap by considering the following two points: (i) The optimal orbital is not uniform in the system, especially around the edges, as shown in Fig. 3(b). (ii) The orbital arrangement is found to be different between ground and excited states. To take account of these points, we deal faithfully with the effective Heisenberg model Eq. (5) with the optimal set of  $\{\theta_i\}$ . Note that we calculate the spin gap for the model with site-dependent exchange interactions by exploiting the DMRG algorithm for random spin systems [18]. The results are denoted by open circles in Fig. 4(a). We find that the spin gap is appropriately described by the effective Heisenberg model with the optimal orbital rather

than the simple uniform Heisenberg model. Although some deviation still remains, it is improved by increasing  $m$  to keep more states in the renormalization step for the  $e_g$ -orbital Hubbard model. Another aspect of the remaining deviation would be the effect of charge and/or orbital fluctuations due to the smallness of the Coulomb interaction to arrive at the strong-coupling limit. To see this point, we show the  $U'$  dependence of the spin gap in Fig. 4(b). The deviation is reduced with increasing  $U'$ , indicating that the spin gap is well reproduced by the effective Heisenberg model with the optimal orbital, when the charge and orbital fluctuations are suppressed. Thus, we conclude that active orbital degree of freedom influences on the spin gap, suggesting that the spin gap should be considered as a spin-orbital gap.

In summary, we have discussed ground-state properties and spin gap of the  $e_g$ -orbital Hubbard model on the zigzag chain. Due to the orbital arrangement, the system is regarded as an effective spin system on the orbital-arranged background, but such orbital arrangement is flexibly deformed according to the change of the spin state. The spin gap is essentially determined by the spin-orbital coupled excitation. Thus, it is quite natural to consider the spin gap as a spin-orbital gap.

We thank K. Kubo and K. Ueda for discussions. T.H. is supported by Grant-in-Aids for Scientific Research from Japan Society for the Promotion of Science and for Scientific Research in Priority Area “Skutterudites” from the Ministry of Education, Culture, Sports, Science, and Technology of Japan.

- 
- [1] *Proceedings of International Symposium on Quantum Spin Systems*, Prog. Theor. Phys. Suppl. **159** (2005).
  - [2] M. Hase *et al.*, Phys. Rev. Lett. **70**, 3651 (1993).
  - [3] T. Masuda *et al.*, Phys. Rev. B **61**, 4103 (2000).
  - [4] H. Fukuyama *et al.*, J. Phys. Soc. Jpn. **65**, 1182 (1996).
  - [5] H. Onishi and S. Miyashita, J. Phys. Soc. Jpn. **69**, 2634 (2000).
  - [6] A. Oosawa *et al.*, J. Phys.: Condens. Matter **11**, 265 (1999).
  - [7] T. Nikuni *et al.*, Phys. Rev. Lett. **84**, 5868 (2000).
  - [8] Ch. Rüegg *et al.*, Nature (London) **423**, 62 (2003).
  - [9] C. K. Majumdar and D. K. Ghosh, J. Math. Phys. **10**, 1388 (1969).
  - [10] T. Tonegawa and I. Harada, J. Phys. Soc. Jpn. **56**, 2153 (1987).
  - [11] S. R. White and I. Affleck, Phys. Rev. B **54**, 9862 (1996).
  - [12] H. Onishi and T. Hotta, Phys. Rev. B **71**, 180410(R) (2005).
  - [13] H. Onishi and T. Hotta, cond-mat/0506242.
  - [14] J. van den Brink *et al.*, Phys. Rev. B **58**, 10276 (1998).
  - [15] J. Bala *et al.*, Phys. Rev. B **63**, 134410 (2001).
  - [16] S. R. White, Phys. Rev. Lett. **69**, 2863 (1992).
  - [17] T. Hotta *et al.*, Int. J. Mod. Phys. B **12**, 3437 (1998).
  - [18] K. Hida, J. Phys. Soc. Jpn. **65**, 895 (1996).