

Dynamical phase transition in vibrational surface modes

H. L. Calvo* and H. M. Pastawski†

*Facultad de Matemática, Astronomía y Física, Universidad Nacional
de Córdoba, Ciudad Universitaria, 5000 Córdoba, Argentina.*

We consider the dynamical properties of a simple model of vibrational surface modes. We obtain the exact spectrum of surface excitations and discuss their dynamical features. In addition to the usually discussed localized and oscillatory regimes we also find a second phase transition where surface mode frequency becomes purely imaginary and describes an overdamped regime. Notably, this transition has an exact correspondence to the oscillating-overdamped transition of the standard oscillator with a frictional force proportional to velocity.

I. INTRODUCTION

In classical oscillator, dissipation is described considering an equation of motion with a friction term proportional to the velocity [1]. Ignoring microscopic details, all environmental effects are summarized phenomenologically in the coefficient η_0 of this term. We propose here

oscillators are finite it is easy to see the time-reversal invariance present in these equations. We will observe below how irreversibility appears in thermodynamic limit where bulk oscillators become infinite.

II. FREQUENCY DOMAIN

Motion equations described above can be solved by means of Fourier transform:

$$u_n(t) = \frac{1}{2\pi} \int_{-\infty}^{\infty} d\omega e^{-i\omega t} u_n(\omega), \quad (2)$$

which is replaced in Eq.(1) obtaining:

$$(\omega^2 \mathbb{I} - \mathbb{M}) \mathbf{u}(\omega) = 0, \quad (3)$$

where the vectors $\mathbf{u}(\omega) = \sum_n u_n(\omega) \mathbf{e}_n$ are defined in the standard versors \mathbf{e}_n and \mathbb{M} is the dynamical matrix:

$$\mathbb{M} = \begin{pmatrix} \omega_0^2 + \alpha\omega_x^2 & -\alpha\omega_x^2 & 0 & & \\ -\omega_x^2 & 2\omega_x^2 & -\omega_x^2 & & \\ 0 & -\omega_x^2 & 2\omega_x^2 & & \\ & & & \ddots & \end{pmatrix}. \quad (4)$$

We define the Green's function operator:

$$\mathbb{D}(\omega) = (\omega^2 \mathbb{I} - \mathbb{M})^{-1}, \quad (5)$$

whose matrix elements diverge when ω coincides with an eigenfrequency. Furthermore, this Green's function provides the time evolution of i th mass *position* when at the initial time all the masses were at the equilibrium and an impulsive force $m_j v_j(0) \delta(t)$ applied to the j th mass gives it an initial *velocity*, i.e.:

$$u_i(t) = D_{ij}(t) \dot{u}_j(0) = \frac{1}{2\pi} \int_{-\infty}^{\infty} d\omega e^{-i\omega t} D_{ij}(\omega) \dot{u}_j(0), \quad (6)$$

representing a position-velocity Green's function $D_{ij}(\omega) \equiv D_{u_i, v_j}(\omega)$, which is related to the position-position Green's function:

$$D_{u_i, u_j}(\omega) = -i\omega D_{u_i, v_j}(\omega). \quad (7)$$

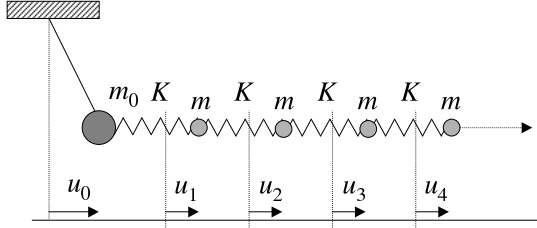


FIG. 1: Scheme of the considered model. Here, a simple pendulum (surface oscillator) is coupled to the bulk masses.

Motion equations are associated as follows:

$$\begin{cases} \left[\frac{d^2}{dt^2} + \omega_0^2 + \alpha\omega_x^2 \right] u_0(t) - \alpha\omega_x^2 u_1(t) = 0, \\ \left[\frac{d^2}{dt^2} - 2\omega_x^2 \right] u_n(t) - \omega_x^2 [u_{n-1}(t) + u_{n+1}(t)] = 0, \end{cases} \quad (1)$$

where $\omega_x = \sqrt{K/m}$ is the exchange frequency between neighbors oscillators and $u_n(t)$ denotes the n th oscillator displacement from equilibrium. Supposing that bulk

*Electronic address: calvoh@famaf.unc.edu.ar

†Electronic address: horacio@famaf.unc.edu.ar

This last gives the displacement of i th mass when an initial displacement $u_j(0)$ is imposed by the force:

$$F_j(t) = m_j \frac{u_j(0)}{\tau} [\delta(t + \frac{1}{2}\tau) - \delta(t - \frac{1}{2}\tau)] \quad (8)$$

at the j th mass, where $\tau \ll 1/\omega_x$.

In this work, we focus on the surface oscillator through $D_{00}(t)$. If \mathbb{U} is the matrix that performs the change of basis from sites to diagonal form in \mathbb{M} , then we have:

$$U_{ij} = \langle i | \varphi_j \rangle, \quad (9)$$

that is, the j th eigenmode projection over i th site. In our case we can write,

$$D_{00}(\omega) = \sum_s \frac{|\langle 0 | \varphi_s \rangle|^2}{\omega^2 - \omega_s^2}, \quad (10)$$

where ω_s denotes the s th normal mode frequency and sum is applied over normal modes. By performing the analytical continuation $\omega \rightarrow \omega + i\delta$ for $D_{00}(\omega)$ and taking its imaginary component we obtain the spectral density associated to the surface site, that is, how mixed the normal modes with surface site mode. In the case where $\alpha \rightarrow 0$ bulk modes and surface modes have no projection and oscillations survives undamped.

$D_{00}(\omega)$ can be obtained through an infinite order perturbation theory [5]. In this case we account surface mode corrections due to neighboring oscillators presence. Let us begin with the surface oscillator and a single bulk mass. If the two masses are uncoupled ($\omega_x = 0$) surface frequency is simply ω_0 but in $\omega_x \neq 0$ condition we obtain from Eq.(5):

$$D_{00}(\omega) = \frac{1}{\omega^2 - \omega_0^2 - \alpha\omega_x^2 - \alpha \frac{\omega_x^4}{\omega^2 - \omega_x^2}}. \quad (11)$$

Here, ω_0 is affected by static correction $\alpha\omega_x^2$ and dynamic correction $\alpha\Pi(\omega)$ due to the other oscillator presence.

Taking the limit where oscillators number becomes infinite we have for dynamic correction the following:

$$\Pi(\omega) = \frac{\omega_x^4}{\omega^2 - 2\omega_x^2 - \Pi(\omega)}, \quad (12)$$

because the presence of an infinite number of oscillators at the right, correction on n th oscillator is just the same than that in $(n+1)$ th oscillator. Solving Eq.(12) we find:

$$\Pi(\omega) = \Delta(\omega) - i\Gamma(\omega), \quad (13)$$

i.e., in thermodynamic limit recurrences [6] (Mesoscopic Echoes [7]) disappear and $\Gamma(\omega)$ gives the decay rate of a surface excitation with frequency ω .

III. SURFACE MODE FREQUENCY

We have said previously that natural frequency in surface oscillator is ω_0 and this one is coupled by means of $\alpha\omega_x^2$ because it has a different mass from the rest. Therefore, the Green's function is:

$$D_{00}(\omega) = \frac{1}{\omega^2 - \omega_0^2 - \alpha\omega_x^2 - \alpha\Pi(\omega)}, \quad (14)$$

hence, in the region of continuous modes ($|\omega| \leq 2\omega_x$) we have:

$$D_{00}(\omega) = \frac{1}{1 - \frac{\alpha}{2}} \frac{1}{\omega^2 - \bar{\omega}_0^2 + i\eta(\omega)\omega}, \quad (15)$$

where $\bar{\omega}_0 = \omega_0/\sqrt{1 - \alpha/2}$, is a first approximation to the resonance frequency and:

$$\eta(\omega) = \frac{\alpha\omega_x}{1 - \frac{\alpha}{2}} \sqrt{1 - \left(\frac{\omega}{2\omega_x}\right)^2}, \quad (16)$$

describes the dissipation process. Comparing Eq.(15) with standard damped oscillator (frictional force proportional to velocity), it is easy to see that in broadband limit ($\alpha \rightarrow 0$, $\omega_x \rightarrow \infty$ and $\alpha\omega_x = \text{const.}$) they have the same behavior taking $\eta_0 \equiv \alpha\omega_x$ as friction coefficient.

In the dynamic description of surface oscillator we look for the pole structure of $D_{00}(\omega)$, i.e., find ω such that:

$$\omega^2 - \bar{\omega}_0^2 + i\eta(\omega)\omega = 0. \quad (17)$$

If we define surface mode frequency as $\tilde{\omega}_R = \omega_R + i\gamma_R$, then we have:

$$\tilde{\omega}_R = \begin{cases} -\sqrt{\omega_0^2 + \delta \left[\omega_-^2 + \sqrt{\omega_+^4 - 4\omega_x^2\omega_0^2} \right]} & \frac{\omega_0 - \omega_x}{\omega_x \sqrt{1-\alpha}} < -1 \\ \sqrt{\omega_0^2 + \delta \left[\omega_-^2 - i\sqrt{4\omega_x^2\omega_0^2 - \omega_+^4} \right]} & \left| \frac{\omega_0 - \omega_x}{\omega_x \sqrt{1-\alpha}} \right| \leq 1 \\ \sqrt{\omega_0^2 + \delta \left[\omega_-^2 - \sqrt{\omega_+^4 - 4\omega_x^2\omega_0^2} \right]} & \frac{\omega_0 - \omega_x}{\omega_x \sqrt{1-\alpha}} > 1 \end{cases}$$

where $\omega_{\pm}^2 = \omega_0^2 \pm \alpha\omega_x^2$ and $\delta = \alpha/2(1 - \alpha)$. Dependence of the pole with ω_0 is in Fig.2.

Here, we show real and imaginary components separately and we find three well-defined regimes that emphasize the onset of quite different dynamical properties. Notice that the real part of the pole makes an excursion into the band gap conserving an imaginary component until it loss it at the cusp zoomed in the inset. These are the virtual states described by Høegreave [8] for electronic states which are missed in simpler models solved in the literature [9, 10]. They become real normalized states which are exponentially localized [11] when the pole touches back the band edge.

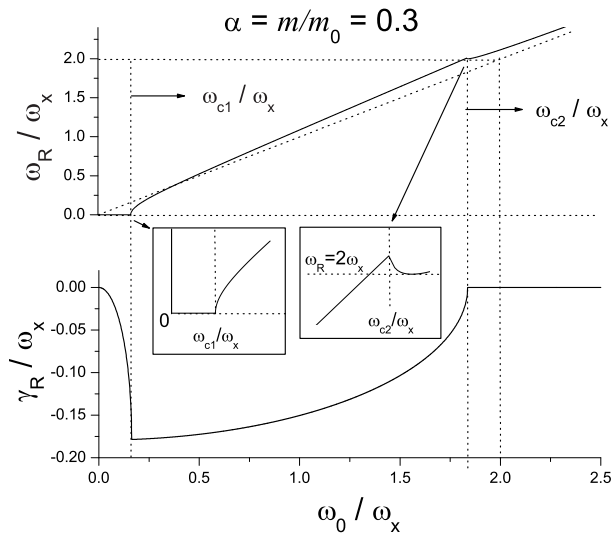


FIG. 2: Surface Green's function pole. Above: real part (resonance). Below: imaginary part (damping).

IV. DYNAMICAL PHASES

It can be seen in Fig.2 that for large values of surface natural frequency ($\omega_0 \gg 2\omega_x$) we only have real component in $\tilde{\omega}_R$ and oscillations frequency are approximately ω_0 . In this **Localized** regime, displacements in neighboring oscillators decreases exponentially. The lack of an imaginary component implies that displacement amplitude, independently of bulk oscillators, survives indefinitely on time. In other words, there are not energy propagation to bulk oscillators.

As ω_0 decreases, oscillations have imaginary part from critical frequency $\omega_{c2} = \omega_x(1 + \sqrt{1 - \alpha})$. In this case there are both real and imaginary components. Real component refers to resonance frequency whereas imaginary part describes displacement dissipation. This is the **Oscillatory** regime where surface oscillations have ω_R frequency and displacement amplitude decays with mean lifetime proportional to $1/\gamma_R$.

Before ω_0 goes to zero, real part in surface frequency disappears suddenly and becomes zero from another critical frequency $\omega_{c1} = \omega_x(1 - \sqrt{1 - \alpha})$. In this **Over-damped** regime no oscillations occurs and dynamics are completely time irreversible since surface displacement decays in bulk modes without return.

Considering Eq.(6), we can complete our previous analysis obtaining time-evolution of surface displacement by performing a numerical Fourier transform of the analytical expression for $D_{00}(\omega)$. These results are seen to coincide with the numerical integration of the equation of motion in Hamilton-Jacobi representation which is performed with an *ad hoc* version of the Trotter-

Suzuki method [12]. Fixing the relation between masses α and transforming for several ω_0 values in previously mentioned regimes we obtain the displacements pattern shown in Fig.3.

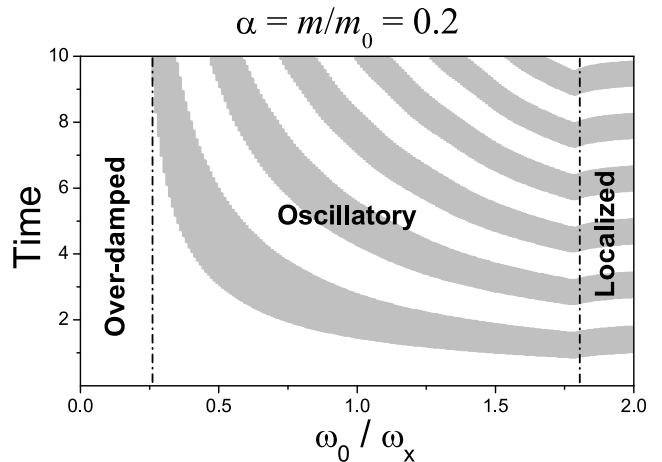


FIG. 3: Surface displacement time-evolution. White spaces denotes $u_0(t) > 0$ whereas gray spaces denotes $u_0(t) < 0$.

Here, the time-evolution of surface displacement comes after velocity initial condition. It is easy to see in this picture how gray region "diverges" near critical frequency ω_{c1} so that for smaller ω_0 values $u_0(t)$ is always positive. By the other hand, another change appears when ω_0 crosses ω_{c2} .

V. CONCLUSIONS

Dynamical features in dissipation process have been described for this simple and classical model. By considering a simple model that contains the essential properties of the bulk, we arrive to results equivalent to phenomenological description of dissipation where these effects are summarized in a single term proportional to oscillator velocity. Since we have a complete analytical solution of the dynamics, we are able to identify a variety of dynamical phases available for the vibrational excitations: we have been able to obtain another dynamic regime where no dissipation occurs. Two numerical methods (FFT and a Trotter-Suzuki algorithm) has been employed to obtain the dynamics with equivalent results.

The identification of the different dynamical regimes: localized, coherent diffusion, virtual states and over-damped modes becomes very important in nano-physics when cantilevers [13] involving a relative small number of atoms fail to satisfy the standard thermodynamical properties. Localization, weak diffusion and recurrences would be becoming an usual phenomenon in the

nanomechanical devices. To the quantization of eigenfrequencies imposed by the finite size we should add the quantization of oscillation amplitudes imposed by quan-

tum mechanics. Our formalism, based on the Green's functions in discrete but open systems, seems to be the ideal tool for this purpose.

-
- [1] R. Feynman, *The Feynman Lectures on physics*, **vol. I**, Ch. 23-25, Addison-Wesley, 1970.
 - [2] T. Dittrich, P. Hänggi, G.-L. Ingold, B. Kramer, G. Schön, W. Zwerger, *Quantum transport and dissipation*, 217, Wiley-VCH, 1998.
 - [3] R. J. Rubin, Phys. Rev. **131** 3, 964 (1963).
 - [4] P. Hänggi and G.-L. Ingold, Chaos **15**, 026105 (2005)
 - [5] H. M. Pastawski and E. Medina, Rev. Mex. Física **47**s1, 1 (2001), cond-mat/0103219.
 - [6] P. Blaise, P. Durand and O. Henri-Rousseau, Phys. A **209**, 51 (1994).
 - [7] H.M. Pastawski, P. R. Levstein and G. Usaj, Phys. Rev. Lett. **75**, 4310 (1995).
 - [8] H. Høegre, Phys. Lett. A **201**, 111 (1995).
 - [9] E. N. Economou, *Green's functions in quantum physics*, Springer series in solid state physics 7, 1979.
 - [10] M.C. Desjonquères and D. Spanjaard, *Concepts in Surface Physics* 2ε, 114, Springer, 1996.
 - [11] P. L. Taylor, *A quantum approach to the Solid State*, Prentice-Hall, 290, 1967.
 - [12] H. De Raedt, Ann. Rev. of Comp. Physics **IV**, 107 (1996).
 - [13] K. C. Schwab and M. L. Roukes, Physics Today **58**, 36 (2005).