

Superfluidity and Quantum Melting of p -H₂ Clusters

Fabio Mezzacapo and Massimo Boninsegni

Department of Physics, University of Alberta, Edmonton, Alberta, Canada T6G 2J1

(Dated: December 2, 2024)

Structural and superfluid properties of p -H₂ clusters of size up to $N=40$ molecules, are studied at low temperature ($0.5 \text{ K} \leq T \leq 3 \text{ K}$) by Path Integral Monte Carlo simulations. The superfluid fraction $\rho_s(T)$ displays an interesting, non-monotonic behavior for $22 \leq N \leq 30$. We interpret this dependence in terms of variations with N of the shell structure of the cluster. Superfluidity is observed at low T in clusters of as many as 27 molecules; *quantum melting* occurs in some clusters, which are seen to freeze at high temperature.

PACS numbers: 67.90.+z, 61.25.Em

Recent developments in spectroscopy afford the investigation of properties of a single complex molecule embedded in clusters of ^4He or p -H₂. Specifically, by studying the rotational spectrum of the molecule, one can obtain evidence of decoupling of its rotation from the surrounding medium (i.e., the cluster), at sufficiently low temperature (of the order of a fraction of 1 K). Such a decoupling is interpreted as due to onset of superfluidity (SF) in the cluster [1]. This is now an area of intense, current research effort, aimed at gaining theoretical understanding of the microscopic origin of SF, perhaps the most fascinating manifestation of quantum behavior on a macroscopic scale. In particular, theoretical questions are being addressed such as: What is the smallest finite size system for which SF can be observed? Which *condensed* (i.e. non-gaseous) matter systems, besides helium, can display this phenomenon, if not in the bulk, at least in sufficiently small clusters?

With respect to the second question, droplets of hydrogen molecules are clearly of fundamental interest. Molecular *para*-Hydrogen has long been speculated to be a potential superfluid, owing to the bosonic character and the light mass of its constituents [2]. However, the search for SF in bulk p -H₂ has so far been frustrated by the fact that, unlike helium, this system solidifies at low temperature, as the intermolecular potential is significantly more attractive than that between two helium atoms.

Confinement, and reduction of dimensionality, are deemed plausible avenues to the stabilization of a metastable liquid phase of p -H₂, down to temperatures sufficiently low that a superfluid transition may be observed. Theoretical studies of p -H₂ films adsorbed on various substrates [3, 4, 5], as well as in two mathematical dimensions [6], have so far yielded no hint of possible SF. The suggestion was made [7] that SF may occur in a strictly two-dimensional p -H₂ fluid embedded in a crystalline matrix of Alkali atoms. However, that prediction was based on numerical simulations of model systems of very small size (of the order of 15 particles), and there is evidence that the superfluid signal may be a finite-size effect [8].

On the other hand, clusters of p -H₂ molecules of sufficiently small size, ought to remain “liquid-like” at significantly lower temperature than the bulk, possibly turn-

ing superfluid [9]. Indeed, theoretical studies carried out some fifteen years ago, based on Path Integral Monte Carlo (PIMC) simulations [10], yielded evidence of a finite superfluid response in pure $[(p\text{-H}_2)_N]$ clusters, with $N \leq 18$ molecules, at a temperature $T \lesssim 2 \text{ K}$. Other PIMC calculations showed that, while SF may not necessarily occur, there is nonetheless a large propensity for quantum exchanges in clusters of with as many as 34 molecules [11]. Finally, more recent PIMC studies have yielded evidence of superfluid behavior in small (17 molecules) clusters of p -H₂ doped with a single OCS [12] or CO [13, 14] molecule.

For pristine p -H₂ clusters, the only theoretical results are restricted to the three cluster sizes ($N=13, 18$ and 33) of the original PIMC study [10]. No systematic study of the superfluid properties of clusters as a function of size and temperature has yet been carried out. Although experimental data are not yet available for pure p -H₂ clusters, novel techniques based on Raman spectroscopy hold promise for the investigation of superfluidity in these systems [15]. And, besides the above-mentioned quest for the superfluid phase of p -H₂, studies of quantum clusters also offer insight into fundamental theoretical questions of condensed matter physics, e.g., how the physics of the bulk develops from small clusters, as their size is continuously increased.

In this Letter, we present a detailed investigation of $(p\text{-H}_2)_N$ clusters at low temperature (down to $T=0.5 \text{ K}$), for $N \leq 40$, by means of PIMC simulations, based on a recently developed *worm* algorithm [16]. This numerical technique affords accurate estimates of thermodynamic properties of Bose systems. In particular, the superfluid fraction can be calculated with much greater accuracy than that afforded by conventional PIMC, which has been the leading many-body computational method of the last 20 years [17].

Our main findings are the following: $(p\text{-H}_2)_N$ clusters with $N < 22$ are liquid-like, and superfluid at low T . On the other hand, superfluid properties of clusters with $22 \leq N \leq 30$, strongly depend on N , specifically on the shell structure of the cluster. Particular clusters (i.e., $N=23$ and $N=27$) feature at low T a behavior that is consistent with coexistence of insulating (solid-like) and superfluid (liquid-like) “phases”, the latter becoming prominent as

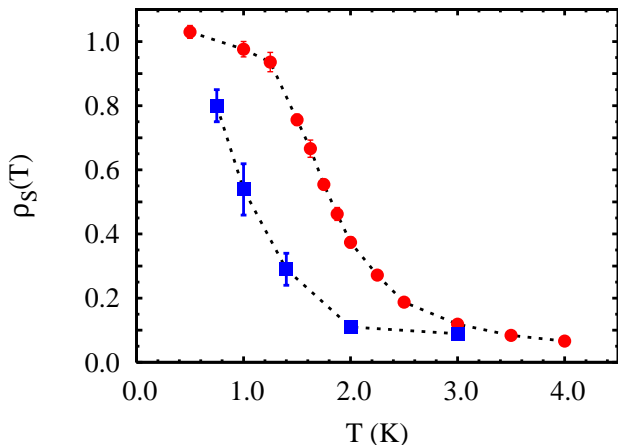


FIG. 1: (Color online) Superfluid fraction $\rho_S(T)$ for clusters of 20 (circles) and 23 (boxes) p -H₂ molecules. Dotted lines are guides to the eye. When not shown, statistical errors are smaller than the symbol size.

T is lowered. In other words, clusters melt at low T as a result of zero-point motion, and freeze at higher temperature. We refer to this intriguing behavior as “quantum melting”. The superfluid response of clusters with $N \geq 30$ is significantly depressed; notably, however, for $N = 40$ permutation cycles can still be observed including a considerable number (as many as 20) of p -H₂ molecules.

We model our system of interest as a collection of N p -H₂ molecules, regarded as point particles and interacting via an accepted pair potential [18, 19]. Since we are interested in studying properties of the clusters as a function of N , we use a variant of the worm algorithm described in Ref. [16], in which the number of particles in the configurations inside the so-called Z-sector (those that contribute to the expectation values of physical observables) is fixed at N . We utilized a high-temperature approximation for the many-body density matrix accurate up to fourth order in the imaginary time step τ [20], and observed convergence of physical averages for $\tau = 1/320$ K⁻¹. We computed cluster energetics, radial density profiles and the superfluid fraction $\rho_S(T)$ (using the well-known “area” estimator [10])

Fig. 1 shows $\rho_S(T)$ for clusters of size $N=20$ and $N=23$. In both cases, as expected $\rho_S(T)$ is a monotonically decreasing function of T . As we discuss below and later in the manuscript, however, the physical behavior of these two clusters is qualitatively different.

For $N=20$, the behavior of $\rho_S(T)$ is close to that observed in Ref. 10 for $N=18$. At $T \leq 1.25$ K, the system is essentially entirely superfluid; $\rho_S(T)$ drops rather quickly to a value $\simeq 0.2$ at $T=2.5$ K (corresponding to roughly four molecules in the superfluid phase), and decreases more slowly at higher temperatures. While there is obviously no real phase transition in a finite system, the notion of “superfluid fraction” becomes scarcely mean-

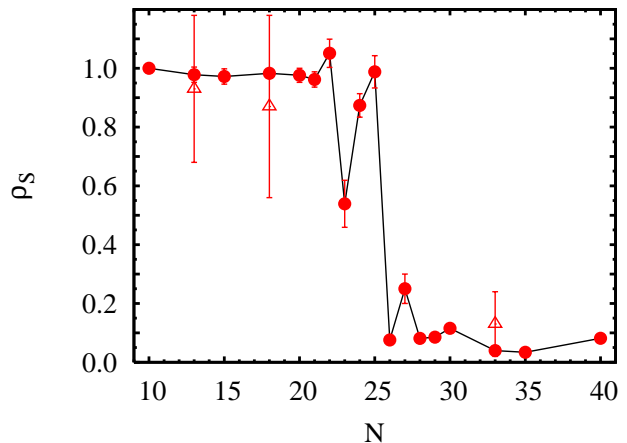


FIG. 2: (Color online) Superfluid fraction versus cluster size N , at $T=1$ K (filled circles). When not shown, statistical errors are of the order of, or smaller than the symbol size. Solid line is only a guide to the eye. Also shown for comparison are results from Ref. 10 (open triangles).

ingful, when the average number of molecules in the superfluid phase is of the order of one. Therefore, we operationally define our “transition temperature” T_c as that at which $N\rho_S(T_c) \sim 2$. For $N=20$, this heuristic criterion yields $T_c \sim 3$ K. Remarkably, however, even at this temperature the probability for a p -H₂ molecule to belong to a permutation cycle involving three or more molecules is still as large as $\sim 3\%$, and exchange cycles involving as many as 13 molecules are observed. This is consistent with the qualitative observation made in Ref. 11, based on a PIMC simulation which did not explicitly include exchanges.

Fig. 2 shows our estimates for the superfluid fraction ρ_S as a function of the cluster size N , at $T=1$ K. For $N \leq 22$ (p -H₂) _{N} clusters are entirely superfluid, within the precision of our calculation, i.e., $\rho_S \approx 1$. Furthermore, the temperature dependence of ρ_S is similar to that shown in Fig. 1 for $N=20$. In the range $22 \leq N \leq 30$ a remarkable, non-monotonic behavior of ρ_S is observed, with dramatic differences between clusters differing by the addition of just one molecule. For example, the superfluid fraction decreases from about 1 to ~ 0.5 as N increases from 22 to 23; for $N > 23$, ρ_S turns around and again reaches a value very close to 1 for $N = 25$, at which point the addition of a single molecule (i.e., going to $N=26$) causes ρ_S to drop to ~ 0.1 . On adding one more molecule, ρ_S becomes again significant (approximately 20%), but drops sharply again at $N=28$; it remains small, while still featuring noticeable oscillations, for greater N values. For example, ρ_S is close to 10% for $N = 30$ and 40.

We propose that this interesting behavior reflects alternating liquid-like (superfluid) or solid-like (insulating) character of the clusters, strongly dependent on N . Fig. 3 shows profiles of radial density ($\rho(r)$), computed with

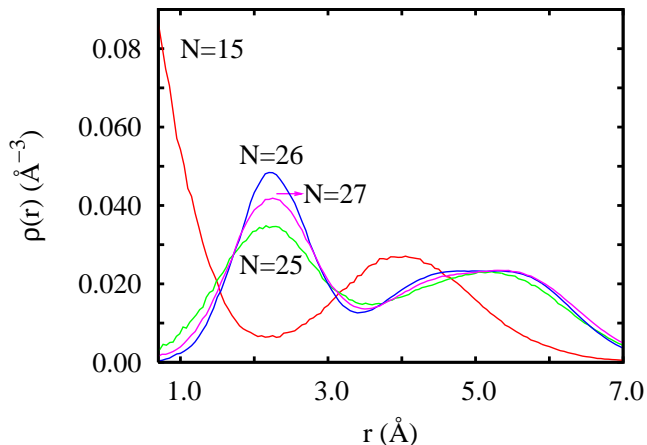


FIG. 3: (Color online) Radial density computed with respect to the center of mass, for clusters with 15, 25, 26 27 p -H₂ molecules. Statistical errors, not shown for clarity, are of the order of $5 \times 10^{-4} \text{ Å}^{-3}$ or less.

respect to the center of mass of the system at $T=1$ K. For $N=15$, the large value of $\rho(r \rightarrow 0)$ and the local minimum for $r \approx 2 \text{ Å}$ indicate the presence of a single p -H₂ molecule in the center of the cluster. Other molecules form a floppy shell around the central one, as shown by the peak at $r=4 \text{ Å}$. On increasing the cluster size, qualitative changes occur at $N \sim 19$. The value of $\rho(r \rightarrow 0)$ becomes negligible, i.e., the center of the cluster is no longer occupied by a molecule. A peak appears at about 2 Å from the center, as an inner molecular shell forms. A second, broader peak at larger distance ($r \approx 5 \text{ Å}$) corresponds to the formation of an outer shell.

Superfluid properties of clusters with N between 22 and 30 directly reflect the distribution of molecules between the two shells. For example, at $N=25$ the cluster is entirely superfluid, within the statistical uncertainty of our calculation. If a single molecule is added, the superfluid fraction drops abruptly. The main structural change, with respect to the $N=25$ cluster, is that the first peak becomes significantly sharper, and its height increases (see Fig. 3). We interpret this as evidence that the inner shell becomes more solid-like, with molecules localized and quantum exchanges depressed, both in the first shell as well as between the first and second shells. If another molecule is added, the density profile for $N=27$ features a first-shell peak and an inter-shell minimum of heights intermediate between those of the $N=25$ and $N=26$ cases, and ρ_S increases to a value $\simeq 0.2$, much lower than for $N=25$ but significantly greater than for $N=26$. Thus, the addition of a molecule to the $N=26$ has the effect of frustrating the solid order of the inner shell, increasing molecule delocalization and leading to quantum exchanges.

A particularly intriguing behavior is observed in some clusters; we discuss in detail the $N=23$ one, for which $\rho_S(N)$ at $T=1$ K takes on a local minimum. Fig. 4 shows

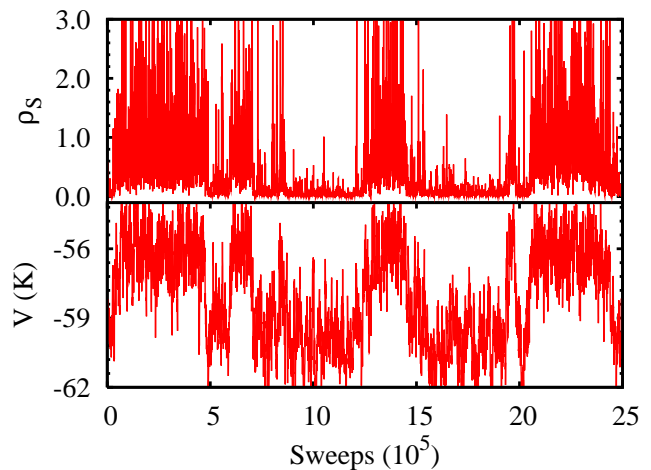


FIG. 4: (Color online) Behavior of superfluid fraction (upper panel) and potential energy per molecule (lower panel) observed during a typical Monte Carlo run for a cluster of $N=23$ molecules at $T=1$ K. Data shown refer to successive block averages of ρ_S and V . A single “block” consists of 500 sweeps through the entire system (see text). Although large fluctuations are present, visual identification is relatively easy of two different regimes, in which ρ_S is on average either close to 1 or zero; correspondently V oscillates between two values close to ~ -55 K (“liquid”) and ~ -60 K (“solid”) respectively.

the values of the superfluid fraction (upper panel) as well as of the potential energy per particle (V , lower panel), recorded in a typical Monte Carlo run. Specifically, data shown refer to successive block averages of ρ_S and V , each block consisting of 500 sweeps through the system [21]. The quantity ρ_S displays large fluctuations, but generally switches abruptly between two clearly identifiable regimes, namely, one in which it oscillates around an average value of one, and another in which it stays close to zero. In close correspondence with ρ_S , the potential energy V displays similar oscillations, switching between configurations of lower (for small ρ_S) and higher (greater ρ_S) values.

We interpret this pattern as the signature of the coexistence of two cluster phases, characterized by large and small superfluid response. The behavior of the potential energy suggests that, in its non-superfluid phase, a cluster comprising 23 p -H₂ molecules should feature distinct solid-like properties, chiefly a high degree of localization of the molecules. The coexistence of these two (solid- and liquid-like) phases renders the precise determination of the average value of ρ_S computationally rather demanding, i.e., fairly lengthy runs are needed. On decreasing the temperature, the liquid-like superfluid phase becomes dominant, i.e., the cluster “melts” at low T due to quantum zero-point motion of the p -H₂ molecules, “freezing” instead at higher temperature. This is consistent with the observed evolution of the radial density profile, shown in Fig. 5 for $T=2.0$ K and 0.75 K. As T is lowered, the first peak broadens significantly, as molecules enjoy

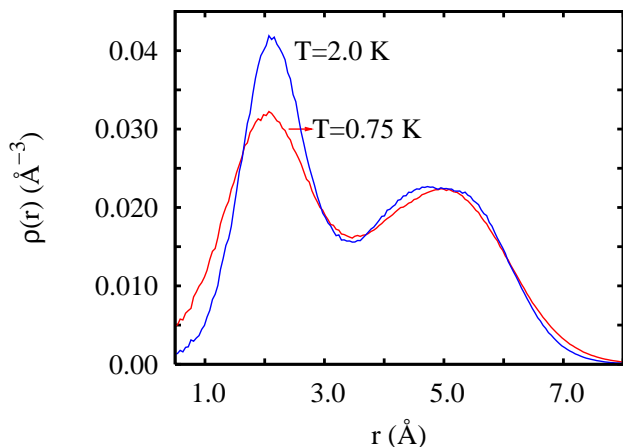


FIG. 5: (Color online) Radial density profiles computed for a cluster of $N=23$ molecules at $T=2.0$ K and $T=0.75$ K. Statistical errors, not shown for clarity, are of the order of $5 \times 10^{-4} \text{ \AA}^{-3}$ or less.

greater mobility.

Qualitatively similar results are seen for $N=27$. It is

important to note that this behavior is markedly different than that observed in clusters with $N \leq 22$, for which a plot such as that of Fig. 4 merely shows the two quantities ρ_S and V fluctuate around their average values, with no evidence of the system switching back and forth between two distinct phases. Indeed, clusters with $N \leq 22$ are liquid-like, with a growing superfluid component at low T .

Summarizing, we have studied superfluid and structural properties of $p\text{-H}_2$ clusters of size $N \leq 40$. We observed a clear superfluid signal in clusters of size N up to 27. The complex superfluid behavior of $(p\text{-H}_2)_N$ systems can be explained in terms of cluster structure, specifically as a result of successive completion of different shells. At least two specific clusters (of sizes $N=23$ and 27) feature an intriguing behavior at low temperature, suggesting that quantum melting, induced by zero-point motion, occurs in the $T \rightarrow 0$ limit; these clusters appear to freeze at high temperature. Some of these predictions may soon be tested experimentally [15].

This work was supported by the Natural Science and Engineering Research Council of Canada under research grant 121210893.

-
- [1] S. Grebenev, B. Sartakov, J. P. Toennies and A. F. Vilesov Science **289**, 1532 (2000).
 - [2] V. L. Ginzburg and A. A. Sobyenin, JETP Lett. **15**, 242 (1972).
 - [3] M. Wagner and D. M. Ceperley, J. Low Temp. Phys. **102**, 275 (1996).
 - [4] K. Nho and E. Manousakis, Phys. Rev. B, **65**, 115409 (2002).
 - [5] M. Boninsegni, Phys. Rev. B, **70**, 125405 (2004).
 - [6] M. Boninsegni, Phys. Rev. B, **70**, 193411 (2004).
 - [7] M. C. Gordillo and D. M. Ceperley, Phys. Rev. Lett. **79**, 3010 (1997).
 - [8] M. Boninsegni, New J. Phys., **7**, 78 (2005).
 - [9] Obviously, for a finite size system no *rigorous* distinction can be made between “solid” and “liquid”.
 - [10] P. Sindzingre, D. M. Ceperley and M. L. Klein, Phys. Rev. Lett. **67**, 1871 (1991).
 - [11] D. Scharf, M. L. Klein and G. J. Martyna, J. Chem. Phys. **97**, 3590 (1992).
 - [12] Y. Kwon and K. B. Whaley, Phys. Rev. Lett. **89**, 273401 (2002).
 - [13] S. Baroni and S. Moroni, Chem. Phys. Chem. **6**, 1884 (2005).
 - [14] F. Paesani, R. E. Zillich, Y. Kwon and K. B. Whaley, J. Chem. Phys. **122**, 181106 (2005).
 - [15] G. Tejada, J. M. Fernandez, S. Montero, D. Blume and J. P. Toennies, Phys. Rev. Lett. **92**, 223401 (2004).
 - [16] M. Boninsegni, N. Prokof'ev and B. Svistunov, Phys. Rev. Lett. **96**, 070601 (2006).
 - [17] D. M. Ceperley, Rev. Mod. Phys. **67**, 279 (1995).
 - [18] I. F. Silvera and V. V. Goldman, J. Chem. Phys. **69**, 4209 (1978).
 - [19] In the study of Ref. 10, an artificial external potential was utilized, in order to keep the clusters together, preventing molecules from evaporating. We find this device unnecessary. All the clusters studied here stay together (i.e., no observed evaporation) during lengthy simulations.
 - [20] S. A. Chin, Phys. Lett. A **226**, 344 (1997).
 - [21] A sweep is defined as a sampling cycle that begins with the opening of a worm and ends with its reconnection; see Ref. 16 for details.