

Novel electric field effects on Landau levels in Graphene

Vinu Lukose,^{*} R. Shankar,[†] and G. Baskaran[‡]
*Institute of Mathematical Sciences,
 C.I.T. Campus, Chennai 600 113, India*

A single graphene layer exhibits an anomalous Landau level spectrum. A massless Dirac like low energy electronic spectrum underlies this anomaly. We study, analytically and numerically, the effect of a uniform electric field (E) on the anomalous Landau levels. We solve the problem exactly within the Dirac cone approximation and find an interesting scaling of the spectrum, leading to the collapse of the Landau levels at a critical $E_c(B)$, for a given magnetic field B . We offer a physical interpretation of our result, which uses ‘graphene relativity’ and the boost operation. Electric fields, non-uniform at nanoscopic ($\sim l_c$, magnetic) length scales, produce local collapse at $E < E_c$. We expect an anomalous breakdown of quantum Hall states in real graphene, induced by large Hall currents.

Carbon has been fuelling an ongoing revolution in nanoscience and nanotechnology through fullerenes, carbon nanotubes and now graphene, a single layer of hexagonal lattice of carbon atoms. Recently, single and multi-layer[1] graphene have been isolated and a variety of measurements have been performed. In particular the quantum Hall effect[2], a special property of the 2-d electron gas, has been seen. A massless Dirac like low energy spectrum of electrons in graphene gives a Landau spectrum that is anomalous, leading to anomalous Hall quantisation and some other special effects. This has resulted in a flurry of experimental[2] [3] and theoretical[4] [7] [8] activity. Following the discovery of the quantum Hall effect in graphene, a recent important investigation[6] finds signatures of the integer quantum Hall effect in highly oriented pyrolytic graphite.

To add to this, certain quantum mechanical edge states unique to the hexagonal lattice of graphene have given an edge over the standard edge state physics in quantum Hall states[7]. Further, topological defects and even lattice deformation in graphite sheets affect the single particle spectrum, through fictitious gauge fluxes, some what similar to the way Rivier lines[9] affect the electronic system in sp^3 bonded tetrahedral bonded systems such as amorphous carbon.

In the present letter, we investigate the effect of a uniform electric field, applied along the graphene sheet, on its already anomalous Landau level spectrum. We find that, within the Dirac spectrum approximation, the problem can be exactly solved. *The electric field affects the Landau levels in a way strikingly different from the Landau levels of standard 2D electron gas.*

We find that the Landau spectrum gets scaled, for a given k_y quantum number, by an electric field dependent dimensionless parameter. As the value of this parameter or electric field is changed, Landau levels with different indices start mixing and the entire Landau level structure collapses at a critical value of this parameter. Further, the ‘relativistic’ character of the Dirac spectrum (with Fermi velocity replacing the velocity of light), leads to a novel interpretation of our result in terms of rela-

tivistic boosts and the mixing of electric and magnetic fields in moving frames of reference. We confirm our analytical result by solving the full tight binding model for graphene sheet in the presence of magnetic and electric field numerically. Using the single particle states we construct the many-body quantum Hall state and check its stability against ‘dielectric break down’. We find that before Landau level collapse takes place, the many-body state becomes unstable through the spontaneous creation of particles and holes, in a very interesting and length dependent way (very different from the standard quantum Hall states). This has interesting consequences for charged impurities and general break down of the quantum Hall state in graphene under large Hall currents.

Electronic states of graphene are well described by the tight binding Hamiltonian for the π electrons of the carbon atoms. In graphene, the carbon atoms form a triangular lattice with a basis of two geometrically inequivalent atoms placed $\frac{a}{\sqrt{3}}$ apart, where $a = 2.456 \text{ \AA}$ is the lattice constant. The overlap integral between the nearest carbon atoms is $t \approx 2.71 \text{ eV}$. We denote the triangular lattice sites by $\mathbf{R}_i = i_1 \hat{\mathbf{e}}_1 + i_2 \hat{\mathbf{e}}_2$, where $\hat{\mathbf{e}}_1 = \hat{\mathbf{x}}$ and $\hat{\mathbf{e}}_2 = -\frac{1}{2}\hat{\mathbf{x}} + \frac{\sqrt{3}}{2}\hat{\mathbf{y}}$ are the basis vectors. $c_{i\sigma}$ ($r = 1, 2$ and $\sigma = \uparrow, \downarrow$) represent the electron annihilation operators with sub-lattice index r and spin index σ at \mathbf{R}_i . The Hamiltonian is then written as,

$$H = -t \sum_{i\sigma} c_{i2\sigma}^\dagger (c_{i1\sigma} + c_{i+e_2,1\sigma} + c_{i-e_3,1\sigma}) + h.c. \quad (1)$$

where $\hat{\mathbf{e}}_3 = -(\hat{\mathbf{e}}_1 + \hat{\mathbf{e}}_2)$. The electronic dispersion for graphene has two points in a Brillouin zone which separates the positive and negative energy eigenstates. These so called Dirac points are $K_{1,2} = \pm \frac{2\pi}{a} (\frac{1}{\sqrt{3}}\hat{\mathbf{x}} + \hat{\mathbf{y}})$. The dispersion relation in the proximity of the Dirac points is linearly proportional to $|\mathbf{k}|$. The low energy modes around these points are described by slowly varying fields $\psi_{r\sigma}(\mathbf{R})$ defined as,

$$c_{ir\sigma} = e^{i\mathbf{K}_1 \cdot \mathbf{R}_i} \psi_{r\sigma}(\mathbf{R}_i) + e^{i\mathbf{K}_2 \cdot \mathbf{R}_i} \alpha_{rr'}^y \psi_{r'\sigma}(\mathbf{R}_i) \quad (2)$$

Where α^x, α^y are the Pauli matrices. The effective

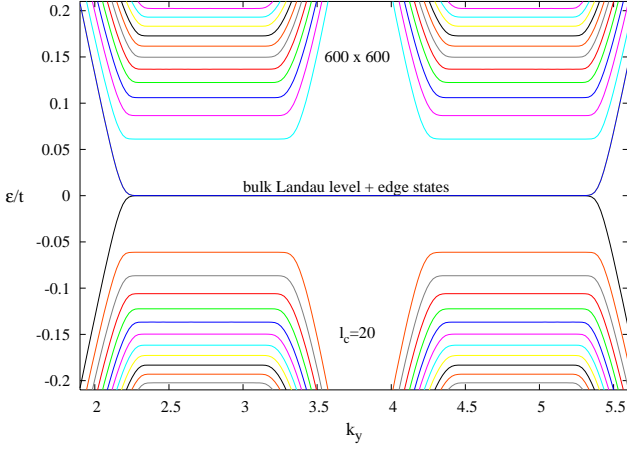


FIG. 1: Energy eigenvalues ϵ_{n,k_y} , for electrons in graphene computed from the tight binding model for a hexagonal lattice subjected to a magnetic field $B = 27.3$ Tesla (or $l_c = 20a$ where a is the triangular lattice spacing) for a system size of $600a \times 600a$. The plot shows ϵ_{n,k_y} in the units of t as function of k_y , where k_y is the wavevector in the y direction

Hamiltonian for the low energy modes is the Dirac Hamiltonian.

$$H = v_F \int d^2x \sum_{\alpha\sigma} \psi_{\alpha\sigma}^\dagger \boldsymbol{\alpha} \cdot \mathbf{p} \psi_{\alpha\sigma} \quad (3)$$

where $v_F = \frac{\sqrt{3}at}{\hbar}$ is the Fermi velocity. The spectrum can be obtained by solving the one particle equation to get the linear dispersion, $\epsilon(\mathbf{k}) = \pm \hbar v_F |\mathbf{k}|$. In presence of an external magnetic field perpendicular to the graphene plane the one particle Hamiltonian is,

$$h = v_F \boldsymbol{\alpha} \cdot \boldsymbol{\Pi} \quad (4)$$

where $\boldsymbol{\Pi} = \mathbf{p} + e\mathbf{A}$, The energy eigenvalues are

$$\epsilon_{n,k_y} = \pm \sqrt{2n} \frac{\hbar v_F}{l_c} \quad (5)$$

here $n = 0, 1, 2, \dots$ is the Landau level index, $k_y = \frac{2\pi l}{L_y}$, $l = 0, \pm 1, \pm 2, \dots$ the quantum number corresponding to translation symmetry along y -axis (we choose Landau gauge $\mathbf{A}(\mathbf{r}) = xB\hat{y}$) and $l_c = \sqrt{\frac{\hbar}{eB}}$ is the magnetic length. Unlike the case of the non-relativistic electron in magnetic field, which has uniformly spaced Landau levels, the graphene Landau level spacing varies as \sqrt{n} . The degeneracy of each level is given by the number of magnetic flux quanta passing through the sample. The eigen-functions are,

$$\psi_{nk_y}(x, y) \propto e^{ik_y y} \begin{pmatrix} \pm \phi_{n-1}(\xi) \\ i\phi_n(\xi) \end{pmatrix} \quad (6)$$

where $\phi_n(\xi)$ are the harmonic oscillator eigen-functions and $\xi \equiv \frac{1}{l_c} (x + l_c^2 k_y)$.

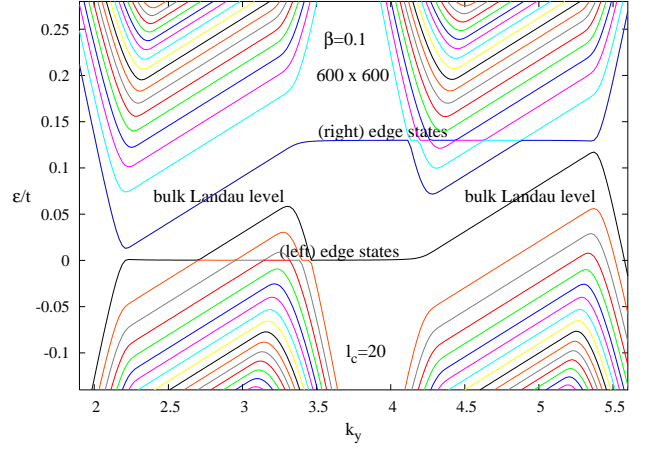


FIG. 2: Energy eigenvalues ϵ_{n,k_y} for electrons computed for the tight binding model for parameters given in Fig.1 and an external electric field E applied along x -axis, given by the parameter $\beta = \frac{E}{v_F B} = 0.1$. The electric field gives a linear k_y dependence to the bulk Landau levels whereas it gives a constant shift to the edge states.

We now consider the system in the presence of a constant electric field in the x direction. The single particle Hamiltonian is then given by,

$$h = v_F \boldsymbol{\alpha} \cdot \boldsymbol{\Pi} + \mathbf{1} e E x \quad (7)$$

The Lorentz covariant structure of the Hamiltonian, with v_F playing the role of the speed of light, can be used to solve it exactly. As is well known, if $v_F B > |\mathbf{E}|$, then we can always boost to a frame of reference where the electric field vanishes and the magnetic field is reduced. We can then use the solution in equation (5) and boost back to get the exact spectrum of the Hamiltonian in equation (7). To implement the above procedure, it is convenient to work with the manifestly covariant time dependent Dirac equation,

$$i\hbar \gamma^\mu (\partial_\mu + i \frac{e}{\hbar} A_\mu) \Psi(x^\mu) = 0 \quad (8)$$

Where $x^0 = v_F t$, $x^1 = x$, $x^2 = y$, $\gamma^0 = \alpha^z$, $\gamma^1 = -i\alpha^y$, $\gamma^2 = i\alpha^x$, $\partial_\mu = \frac{\partial}{\partial x^\mu}$. $A^0 = \phi$, the scalar potential, $A^1 = A_x$, $A^2 = A_y$ and $\Psi(x^\mu)$ is a two component spinor. We now apply a Lorentz boost in the y direction (perpendicular to the electric field),

$$\begin{bmatrix} \tilde{x}^0 \\ \tilde{x}^2 \end{bmatrix} = \begin{bmatrix} \cosh \theta & -\sinh \theta \\ -\sinh \theta & \cosh \theta \end{bmatrix} \begin{bmatrix} x^0 \\ x^2 \end{bmatrix} \quad (9)$$

We also have $\tilde{x}^1 = x^1$. The wave function transforms as a spinor, $\tilde{\Psi}(\tilde{x}^\mu) = e^{-\frac{\theta}{2} \alpha_y} \Psi(x^\mu)$ Applying the above transformations and choosing $\tanh \theta = \frac{E}{v_F B} = \beta$, we can rewrite the Dirac equation in equation (8) as,

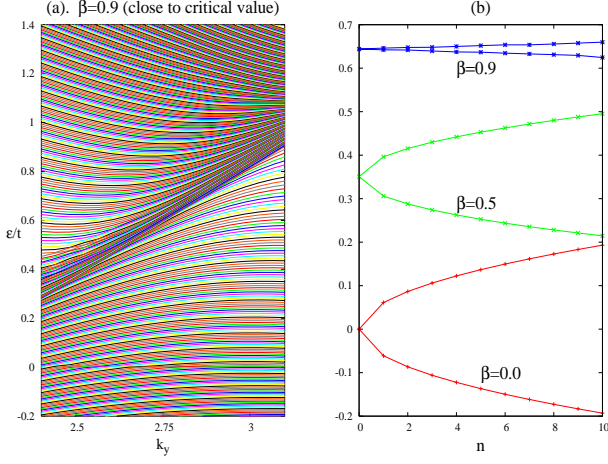


FIG. 3: (b) shows the modulus of the eigenvalues $|\epsilon_{n,k_y}|$ for a value of $k_y = 2.785$ computed from the tight binding model for system size $600a \times 600a$, magnetic field $B = 27.3 \text{ Tesla}$ or $l_c = 20a$, electric field given by parameter $\beta = 0.0, 0.5, 0.9$, plotted as a function of n . (a) shows the energy eigenvalues around the Dirac point plotted as function of k_y for $\beta = 0.9$. The collapse can be clearly seen.

$$\left(\gamma^0 \tilde{\partial}_0 + \gamma^1 \tilde{\partial}_1 + \gamma^2 \left(\tilde{\partial}_2 + \frac{i}{l_c^2} \sqrt{1 - \beta^2} \tilde{x}^1 \right) \right) \tilde{\Psi}(\tilde{x}^\mu) = 0 \quad (10)$$

Thus in the boosted coordinates, we have transformed the problem of a Dirac electron in an electric and magnetic field into a problem of a Dirac electron subjected to a (reduced) magnetic field alone.

The time component of the 3-momentum in the boosted frame, $\tilde{\epsilon}_{n,k_y} = \pm \sqrt{2n} \frac{\hbar v_F}{l_c} (1 - \beta^2)^{\frac{1}{4}}$ is not the physical energy eigenvalue of our problem. We have to apply the inverse boost transformation, which mixes $\tilde{\epsilon}_{n,k_y}$ and \tilde{k}_y and then identify the time component with the physical eigenvalue for our problem (7):

$$\epsilon_{n,k_y} = \pm \sqrt{2n} \frac{\hbar v_F}{l_c} (1 - \beta^2)^{\frac{3}{4}} + \hbar v_F \beta k_y \quad (11)$$

Similarly the inverse transformation can be applied to the eigen-functions to obtain the eigen-functions of the original problem.

$$\Psi_{n,k_y}(x, y) = A_n e^{ik_y y} e^{\frac{\theta}{2} \alpha_y} \begin{pmatrix} \pm \phi_{n-1}(\eta) \\ i \phi_n(\eta) \end{pmatrix} \quad (12)$$

where $\eta = \frac{(1-\beta^2)^{\frac{1}{4}}}{l_c} \left(x + l_c^2 k_y + \sqrt{2n} l_c \frac{\beta}{(1-\beta^2)^{\frac{1}{2}}} \right)$ and A_n is the normalisation constant.

The energy eigenvalues of the standard 2D electron gas in crossed magnetic and electric fields are given by

$\epsilon_{n,k_y} = (n + \frac{1}{2}) \hbar \omega_c + \frac{E}{B} \hbar k_y - \frac{(eE)^2}{2m\omega^2}$. The main difference between the two besides the \sqrt{n} dependence, is that the low lying graphene Landau level spacing scales as $(1 - \beta^2)^{\frac{3}{4}}$ whereas the spacing is independent of the electric field in the non-relativistic case. Comparing the eigen-functions with and without the electric field (12, 6), we see that the effect of the electric field is to (un)squeeze the oscillator states as well as to mix the particle and hole wave-functions. Squeezing corresponds to the change in l_c and the eigen-functions in (12) can be expanded as superposition of states (6). Thus, unlike in the usual semiconductor samples, in graphene the electric field causes Landau level mixing.

As the electric field approaches a critical $E_c = v_F B$, $\beta \rightarrow 1$ and the spacing becomes vanishingly small. The spectrum then looks like a one-dimensional linear dispersion characterising so called infinite momentum frame. At $\beta = 1$, the Lorentz boost we use to derive exact result Eq.(11) becomes singular and at $E > E_c$, the formula is not valid. It is then no longer possible to go to a frame where the electric field vanishes.

We have performed extensive numerical computations on the tight binding model for graphene with magnetic and electric fields, using lattice sizes ranging from 60×60 to 600×600 . The magnetic field enters through the Peierls substitution, $t \rightarrow t e^{i \frac{2\pi e}{h} \int \mathbf{A} \cdot d\mathbf{l}}$ in Eq (1). $\mathbf{A}(\mathbf{r})$ is chosen in such a way that the contribution to the phase term comes from hopping along one of the three bonds for each carbon atom. This enables us to maintain translation symmetry along the $\hat{\mathbf{e}}_2$ axis of the triangular lattice. The problem then reduces to the 1D Harper equation.

$$\begin{aligned} \epsilon \phi_{1,n_1} &= 2t \cos\left(\frac{k_2 a + n_1 \varphi}{2}\right) \phi_{2,n_1} + t \phi_{2,n_1+1} \\ \epsilon \phi_{2,n_1} &= 2t \cos\left(\frac{k_2 a + n_1 \varphi}{2}\right) \phi_{2,n_1} + t \phi_{1,n_1-1} \end{aligned} \quad (13)$$

Here φ is the magnetic flux passing through each plaquette, k_2 is the wave vector and n_1 is the $\hat{\mathbf{e}}_1$ component of triangular lattice coordinate.

We choose the value of the magnetic field such that $L \gg l_c \gg a$ where L is the linear extent of the system. The condition $l_c \gg a$ ensures that we stay away from the Hofstadter butterfly kind of commensurability effects on the spectrum and $L \gg l_c$ ensures that a large number of cyclotrons orbits fit in the sample. For our numerics, we expressed all energies in units of t and all lengths in units of a .

Fig.(1) shows the results of our numerical investigation for zero and Fig.(2) for a finite ($\beta = 0.1$) electric fields. Our tight binding results brings out several nice features of the problem. Firstly, at low energies, the scaling of the spectrum as \sqrt{n} is clear. Secondly, the edge states and the bulk $n = 0$ Landau levels are degenerate. However, Fig. (2) shows how the degeneracy gets split: the quantum Hall states develop a linear k_y dependence because

of the electric field while the edge states do not.

Fig.(3), shows the \sqrt{n} scaling of Landau levels for a given k_y value, for zero and finite electric fields. The near collapse of the spectrum for $\beta = 0.9$ is transparent.

The single particle spectrum and states we have obtained thus far (for a given E and B) can be used to construct stable many-body quantum Hall ground states. However, the external electric field not only modifies the single particle wave function and spectrum, but can also destabilise the ground state through the spontaneous creation of particle-hole pairs; i.e., by a ‘dielectric breakdown’.

We derive a simple formula for dielectric breakdown. It has an unusual dependence on sample length, absent in the standard 2D electron gas. Let us assume that the $n = 0$ level is full and that the energy for particle-hole creation is the first gap $\Delta(E, B) = \sqrt{2} \frac{\hbar v_F}{l_c} (1 - (\frac{E}{v_F B})^2)^{\frac{3}{4}}$. When the external electric potential $V = EL$ exceeds $\frac{\Delta}{e}$, it is energetically favourable for particles and holes to be spontaneously created at the bulk of the graphene sheet and migrate to respective edges and rock the boat. The breakdown voltage is obtained by equating the two energies.

$$eV = \Delta \left(\frac{V}{L}, B \right)$$

In the standard quantum Hall effect for 2D electrons, this equation has a simple form $eV = \hbar (\frac{eB}{m^*c})$ where the gap is independent of V and L . In our case the gap depends on $E = \frac{V}{L}$. Consequently, the critical voltage V_c is L dependent and to leading order is given by

$$V_c(L) \approx \frac{\Delta(0, B)}{e} \left[1 - \frac{3}{2} \left(\frac{l_c}{L} \right)^2 \right] \quad (14)$$

The breakdown voltage thus depends on the length L of the sample, through a dimensional parameter $\frac{l_c}{L}$. This means that if we have an electric field, non-uniform over a nanoscopic scale ($L \sim l_c$), it will cause local breakdown even before the critical field is reached. Such situations can be created through in plane or out of plane charged impurities or STM tips, in addition to external electric fields.

In conclusion, we predict that the gap between the $n = 0$ and $n = 1$ Landau level vary as a function of electric field as,

$$\Delta = \Delta(0, B)(1 - \beta^2)^{\frac{3}{4}}$$

This novel electric field dependence of the gap can be, in principle, seen by transport or spectroscopic experiments. To see the full collapse of the Landau spectrum in uniform electric fields, special experimental efforts must be made. We note that for a magnetic field of 10 Tesla, the critical electric field is about $10^6 - 10^7$ V/m.

Secondly, our stability analysis and ‘dielectric breakdown’ has implications for the breakdown of the quantum Hall states in graphene, induced by large Hall currents. Large Hall currents, in real systems with impurities and inhomogeneities induce local electric field variations. If this variation occurs in nanoscopic scales, quantum Hall state will break down locally. Thus we expect the phenomena of quantum Hall breakdown in graphene to be different from the standard 2D electron gas.

It will be interesting to study graphene from the point of view of the present paper. As quantum Hall phenomena are beginning to be seen in pyrolytic graphite[6] and possibly in carbon eggshells[11], it will be very interesting to study electric field effects in these systems as well, to confirm our predictions.

* Electronic address: vinu@imsc.res.in

† Electronic address: shankar@imsc.res.in

‡ Electronic address: baskaran@imsc.res.in

- [1] K.S. Novoselov et al., Science, **306**, 666 (2004); C. Berger et al., J. Phys. Chem., **108**, 19912 (2004)
- [2] K.S. Novoselov et al., Nature **438**, 197 (2005); Y. Zhang et al., Nature **438**, 201 (2005); Y. Zhang et al., cond-mat/0602649
- [3] K.S. Novoselov et al., Nature Physics **2**, 177-180 (2006)
- [4] V.P. Gusynin, S.G. Sharapov, Phys.Rev.Lett. **95** 146801 (2005); cond-mat/0512157; C.L. Kane, E.J. Mele, Phys. Rev. Lett. **95**; ibid **95**, 226801 (2005); A. H. Castro Neto, F. Guinea, N. M. R. Peres, cond-mat/0509709; M. I. Katsnelson, cond-mat/0512337; J. Tworzydło et al., cond-mat/0603315; D.V.Khveshchenko, cond-mat/0602398; N. A. Sinitsyn et al. cond-mat/0602598; D. N. Sheng, L. Sheng, Z. Y. Weng cond-mat/0602190; N. M. R. Peres, A. H. Castro Neto, F. Guinea cond-mat/0512476; N. M. R. Peres, F. Guinea, A. H. Castro Neto, cond-mat/0512091; cond-mat/0507061; cond-mat/0506709; Phys. Rev. B **73**, 125411 (2006);
- [5] Edward McCann, Vladimir I. Fal’ko, cond-mat/0510237; Johan Nilsson, A. H. Castro Neto, N. M. R. Peres, F. Guinea, cond-mat/0512360;
- [6] H. Kempa, P. Esquinazi and Y. Kopelevich, cond-mat/0603155
- [7] Y. Niimi et al., cond-mat/0601141; Luis Brey, H.A. Fertig, cond-mat/0602505; cond-mat/0603107; Ken-ichi Sasaki, Shuichi Murakami, Riichiro Saito, cond-mat/0602647; A. Abanin, P. A. Lee, L. S. Levitov, cond-mat/0602645; D. N. Sheng, L. Sheng, Z. Y. Weng, cond-mat/0602190; Vitor M. Pereira et al, Phys. Rev. Lett. **96**, 036801 (2006)
- [8] V.P. Gusynin, S.G. Sharapov, J.P. Carbotte, cond-mat/0603267;
- [9] G. Baskaran, Phys. Rev. B **33**, 7594(1986);
- [10] G. Ebart, K. von Klitzing, K. Ploog and G. Weimann, J. Phys. C **16**, 5441(1983).
- [11] Timir Datta, et al cond-mat/0503166.