

Local energy approach to the dynamic glass transition

Ivan Junier

*Departament de Física Fonamental, Facultat de Física,
Universitat de Barcelona, Diagonal 647, 08028 Barcelona, Spain*

We propose a new class of phenomenological models for dynamic glass transitions. The system consists of an ensemble of mesoscopic regions to which *local* energies are allocated. At each time step, a region is randomly chosen and a new local energy is drawn from a distribution that *self-consistently* depends on the *global* energy of the system. Then, the transition is accepted or not according to the Metropolis rule. Within this scheme, we model an energy *threshold* leading to a mode-coupling glass transition as in the p -spin model. The glassy dynamics is characterized by a two-step relaxation of the energy autocorrelation function. The aging scaling is fully determined by the evolution of the global energy and linear violations of the fluctuation dissipation relation are found for observables uncorrelated with the energies. Interestingly, our mean-field approach has a natural extension to finite dimension, that we briefly discuss.

PACS numbers: 05.70.Ln, 05.45.-a, 64.70.Pf

Recent numerical studies [1, 2, 3, 4] have shed new light on the close connection between the dynamical slowing down of supercooled liquids and the topography of the underlying potential energy surface [5]. In particular, a topological interpretation of the so-called mode-coupling temperature T_M has been confirmed [2, 3, 4]. That is, for temperatures T smaller than T_M , the long-time relaxation is governed by activated processes between basins of potential energy minima. For $T > T_M$, the thermal energy is larger than the potential energy barriers, which allows the system to freely explore its configuration space.

On the other hand, the (mean-field) mode-coupling approximation for liquids [6] is exact for some disordered models [7] such as the p -spin model [8]. The spherical version of the latter, endowed with a Langevin dynamics, gives a clear illustration of the interplay between the dynamics and the topography of the energy landscape [9]. The picture is the following [9, 10]. The stationary points whose energy is above the so-called *threshold* value E_t are mainly saddles, i.e. the minimum value of the Hessian eigenvalues, λ_m , is negative. Those whose energy is below are mainly minima, i.e. $\lambda_m > 0$, and at E_t the energy minima look flat: $\lambda_m = 0$. At low temperature, the expected equilibrium value of the energy is smaller than E_t . Therefore, starting from high temperature conditions, the system does not manage to reach the equilibrium because the phase space becomes flatter and flatter in the vicinity of E_T . In the thermodynamic limit, the energy slowly drifts toward E_T but never reaches it, which leads to aging. The mode-coupling temperature corresponds to an equilibrium energy equal to E_T . In a finite size system, the energy can cross the threshold so that the dynamics becomes activated. In this situation, the phenomenological trap models [11, 12] give a fair description of the aging behavior. In particular, the regime just before the thermalization is expected to be well described [13] by the activated trap model [11].

The present Letter proposes a phenomenological mod-

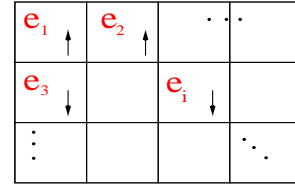


FIG. 1: Schematic view of the local energies. A random Ising-like spin (\uparrow, \downarrow) is initially assigned to each site i .

eling of the mode-coupling glass transition in the spirit of the spherical p -spin model. On one hand, we aim at providing new statistical tools to describe, at least at a mean-field level, the topology of an energy landscape, and more specifically the presence of an energy threshold. On the other hand, the present model has a natural extension to finite dimension, that we discuss in the conclusion. In this sense, we aim at giving a general framework to investigate the passage from a mean-field description to a necessary real space description [14, 15, 16] of both the glass transition and glassy dynamics.

Unlike the trap models that deal with *global* energies, our approach is based on the stochastic evolution of *local* energies $\{e_i\}_{i=1\dots N}$. These energies can be thought of as the energies of interaction felt by particles or spins, or as the energies of mesoscopic regions just as in the facilitated spin approaches [17] –see Fig. 1. For the sake of generality, we shall refer to the energy of a “site”. To further measure the response of *neutral* observables [18], i.e. uncorrelated with the energies, a random Ising-like spin s_i is initially assigned to each site i . Next, s_i flips *if and only if* a transition is accepted for e_i .

The e_i 's are supposed to evolve independently from each other. Thus, we drop the subindex i and deal with a *single-energy* e . In the spirit of the random energy model [19], $e(t)$ takes values in an infinite ensemble \mathcal{E} of independent random energies distributed according to a Gaussian distribution $\rho(e) = \exp(-e^2)$ –where the energy

unit is set to one. Starting from an energy e at time t , the dynamics consists in drawing a new energy e' following a connectivity function $f_\epsilon(e \rightarrow e')$, and then, accepting it or not according to the Metropolis rule. The function f_ϵ depends on the mean energy per site $\epsilon = \sum_i e_i/N$ and reflects the topological properties of the energy surface at the global energy $N\epsilon$. Roughly speaking, ϵ can thus be thought of as an analog of the *self-consistent* magnetization in the ferro-magnetism *à la* Curie-Weiss.

We shall endow f_ϵ with a specific dependence on ϵ to model the effect of an energy threshold. In this case, we find at low temperature a spin/energy relaxation with two time-sectors (see Fig. 3). The aging scaling is fully determined by the evolution of ϵ and the spin observable gives linear fluctuation dissipation relations (FDR) that lead to effective temperatures larger than T . The energies have non-linear and non-monotonic FDR's.

Mimicking a dynamic glass transition f_ϵ is constrained by the following topological relation:

$$\rho(e)f_\epsilon(e \rightarrow e') = \rho(e')f_\epsilon(e' \rightarrow e) \quad (1)$$

This is the reciprocity property of the connectivity. It says that the connection from a state A to a state B is identical to the connection from B to A . In the following, we consider a Gaussian/ δ function (see Fig. 2):

$$f_\epsilon(e \rightarrow e') = ((1 - \epsilon/e_d)^\nu \pi)^{-\frac{1}{2}} e^{-\frac{(e' + \alpha e)^2}{(1 - \epsilon/e_d)^\nu}} \text{ if } \epsilon > e_d \quad (2)$$

$$f_\epsilon(e \rightarrow e') = \delta(e' + e) \text{ if } \epsilon \leq e_d \quad (3)$$

which verifies (1) if $\alpha = \sqrt{1 - (1 - \epsilon/e_d)^\nu}$. e_d , an energy that does not depend on the temperature and ν , a positive exponent, are free parameters.

To justify this choice, let us consider the Monte-Carlo evolution of some disordered spin model \mathcal{S} where the spins are Ising-like. At each step, a spin is chosen with probability $1/N$ and flipped or not according to the Metropolis rule. At infinite temperature, $\epsilon = 0$ in our case, any transition is accepted. Then, between two successive flips of the same spin, the global energy, and hence the local energy, strongly fluctuate. We then expect a random choice for the local energies, which corresponds to $f_{\epsilon=0}(e \rightarrow e') \sim \exp(-e'^2)$ in our formalism. Close to a "mode-coupling" energy threshold, the scenario is different. For instance, in the p -spin model the closer to the threshold, the longer the system stays in the same region of the phase space [9]. In other words, fast fluctuations do not drift the system away from an initial configuration. In the spin model \mathcal{S} , fast fluctuations correspond to spin-flips and a configuration can be labeled by the data of its local energies. Therefore, close to the energy threshold, between two flips of the same spin, the corresponding local energy, e , should not change much. A way to include this effect is to consider a trapping into a two-state process (TSP) with energies $\{e, -e\}$. This justifies that $f_\epsilon(e \rightarrow e')$ becomes more and more peaked

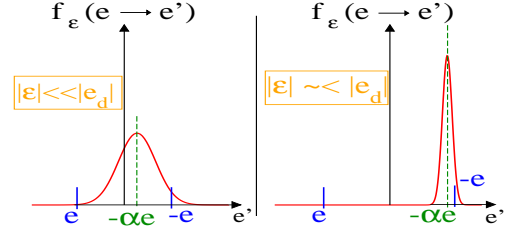


FIG. 2: ϵ -dependence of the connectivity function. For $\epsilon \sim e_d$, the evolution is essentially trapped within the TSP's $\{-e, e\}$. The greater the exponent ν , the more narrow f_ϵ , i.e. the more efficient the trapping within the TSP's. $e < 0$ in this figure.

around $-e$ as $\epsilon \rightarrow e_d$, e_d thus playing the role of the threshold—see Eq. (2) and Fig. 2. At the energy threshold, the system consists of an ensemble of TSP's that are described by the δ -function (3).

At high temperature, the Boltzmann equilibrium is recovered and $\epsilon = -1/2T$. Thus, after a temperature quench below $T_d = 1/2|e_d|$, the energy first rapidly decreases toward e_d and then, is slowed down by the trapping of the TSP's. At low temperature, we numerically find that the time needed to reach e_d (measured in number of sweeps) is larger than N when $\nu \geq 2$, so that it diverges in the thermodynamic limit.

Correlation functions We have numerically investigated the connected energy/spin autocorrelation functions, $C_e(t_w, t) = \sum_i (\langle e_i(t_w) e_i(t) \rangle - \langle e_i(t_w) \rangle \langle e_i(t) \rangle) / N$, and $C_s(t_w, t) = \sum_i (\langle s_i(t_w) s_i(t) \rangle - \langle s_i(t_w) \rangle \langle s_i(t) \rangle) / N$ respectively. The brackets stand for an average over the noise history. The initial conditions are always taken at infinite temperature and the waiting time before measurements is noted t_w . The simulations reported here were done with $\nu = 4$ although similar results are obtained for different $\nu \geq 2$.

Fig. 3 shows the spin autocorrelation at different temperatures. Three regimes must be distinguished. At high T (data not shown), the system exponentially relaxes and the evolution is time translational invariant (TTI). At lower $T \gtrsim T_d$ (Fig. 3a), the autocorrelation develops a plateau that becomes TTI at finite time (not diverging with N). At further lower $T \leq T_d$, the system enters in the so-called aging regime (Fig. 3b). Then, we observe a short-time regime ($t - t_w \ll t_w$) that becomes TTI as t_w increases whereas for long times $t - t_w \gg t_w$, the relaxation depends on t_w .

These behaviors can be rationalized within a master equation (ME) approach. As $\epsilon \rightarrow e_d$, the distribution f_ϵ can be expanded in powers of $(1 - \epsilon/e_d)^\nu$. Keeping only the first terms, the ME for the energy e reads [20]:

$$\begin{aligned} \partial_t P(e, t) = & -w(e \rightarrow -e)P(e, t) + w(-e \rightarrow e)P(-e, t) \\ & - (1 - \epsilon(t)/e_d)^\nu F_1(P(\pm e), P'(-e), P''(-e))(4) \end{aligned}$$

with $\epsilon(t) = \int de e P(e, t)$. $F_1(\cdot)$ is a functional of $P(x, t)$

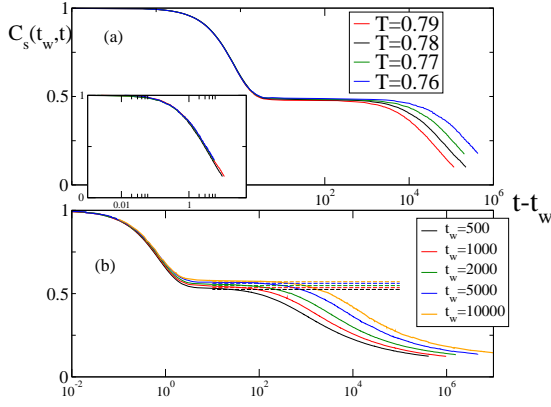


FIG. 3: Spin autocorrelation, $e_d = -0.7 \Rightarrow T_d \approx 0.71$. (a) Equilibrium curves. $N = 2 \times 10^5$. Inset: the time is rescaled by $(1 - T/T_d)^{-4}$; the curves are normalized at the plateau value. (b) aging behavior. $T = 0.6$. $N = 5000$. Dashed lines are the plateau values predicted for a full decoupling of the timescales (see text). Similar curves are obtained for the energies. The times are measured in number of sweeps.

and w is the Metropolis rate.

When dealing with the above two-time autocorrelation functions, the initial conditions in Eq. (4) must be taken at time t_w . Thus, the two first terms of the right hand side, that account for the relaxation within the TSP's, contribute to the fast relaxation toward the plateau. The last term allows the system to further relax with a typical timescale $\sim (1 - \epsilon(t)/e_d)^{-\nu}$ that can be time-dependent if $\epsilon(t)$ does not reach a stationary regime. Therefore, at equilibrium the relaxation time for the decay from the plateau should scale like $(1 - \epsilon/e_d)^{-\nu} \sim (T - T_d)^{-\nu}$ as $T \rightarrow T_d$ since the closer to e_d , the sharper the timescale separation in (4). Fig. 3a confirms this scaling law once normalized the plateau values.

For $T \leq T_d$, $\epsilon(t)$ drifts toward e_d without reaching it. In the limit $t_w \rightarrow \infty$ (rigorously taken after $N \rightarrow \infty$), fast and slow timescales totally decouple. First, the TSP's locally equilibrate, which leads to $P(e, t)w(e \rightarrow -e) = P(-e, t)w(-e \rightarrow e)$. Next, under these conditions the ME (4) reduces to:

$$\partial_t P(e, t) = -(1 - \epsilon(t)/e_d)^\nu F_2(P(e), P'(e), P''(e)) \quad (5)$$

where F_2 is a functional different than F_1 [20]. This gives the dynamical evolution of $P(e, t)$ during the decay from the plateau. The timescale $(1 - \epsilon(t)/e_d)^{-\nu}$ is now time-dependent. Furthermore, considering the decoupling of fast and slow timescales, the spin autocorrelation function in the aging regime can be written as [20]:

$$C_s(t_w, t) = \int de_w de G(e, t|e_w, t_w)(p(e) - p(-e)) \times (p(e_w) - p(-e_w))G(e_w, t_w)$$

In this relation, $G(e, t)$ is the energy density of the TSP's and is given by $(P(e, t) + P(-e, t))/2$. $G(e, t|e_w, t_w)$ is

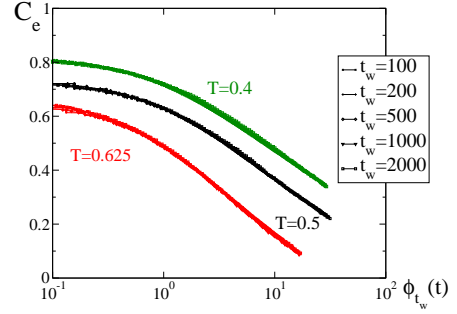


FIG. 4: Energy autocorrelation vs. $\phi_{t_w}(t)$. $N = 4000$. $e_d = -0.8 \Rightarrow T_d = 0.625$. For each simulation, t runs from t_w to $1000 \times t_w$. The curves are normalized at the plateau value with the shortest t_w . $(1 - \epsilon(t)/e_d)^{-4}$ was fitted by stretched exponentials to obtain $\phi_{t_w}(t)$. Exponents of the stretched exponentials are pretty similar and are around 0.1. The fit correlation coefficient was always above 0.9995. Similar results are obtained for the spin autocorrelation.

the corresponding propagator with the initial condition $P(\pm e, t) = \delta(e \mp e_w)\delta(t - t_w)$. $p(e)$ is the Boltzmann weight restricted to the TSP $\{e, -e\}$. Thus, the relation (6) means that the decay from the plateau comes from the decorrelation of the TSP's $\{e, -e\}$ due to a diffusion of the energy e governed by the equation (5).

Denoting $\phi_{t_w}(x) = \int_{t_w}^x dt' (1 - \epsilon(t')/e_d)^{-\nu}$, Eq. (5) calls for a solution $G(e, t|e_w, t_w) = \tilde{G}(e, \phi_{t_w}(t)|e_w, 0)$. Inserting this relation into (6) and noticing that $G(e, t_w)$ becomes stationary as $t_w \rightarrow \infty$, the aging scaling reads:

$$C_{s,e}(t_w, t) = \tilde{C}_{s,e}(\phi_{t_w}(t)) \quad (7)$$

the reasoning for the energies being identical. This scaling is numerically well verified (see Fig. 4), which corroborates our treatment of the aging regime. Moreover, in this scope, the plateau value for the spins at time t_w is equal to $\int de G(e, t_w)(p(e) - p(-e))^2$, that is also numerically well verified (see Fig. 3). The Edwards-Anderson parameter q_{EA} is given by this quantity when $t_w \rightarrow \infty$.

To summarize, two distinct timescales appear at low temperature. A fast one coming from the relaxation within the TSP's, and a slower one that increases as $\epsilon(t)$ drifts to e_d . Notice that a full aging regime (t/t_w scaling) is expected only if $(1 - \epsilon(t)/e_d)^{-\nu}$ decreases as $1/t$ since then $\phi_{t_w} \propto \log(t/t_w)$. However, we have never seen this regime in our simulations.

Response to a field The two-time magnetic susceptibility corresponding to the spin autocorrelation function reads $\chi_s(t_w, t) = \partial \langle \xi s(t) \rangle / \partial h(t_w)|_{h=0}$. $\langle \xi s(t) \rangle = \frac{1}{N} \sum \langle \xi_i s_i(t) \rangle$ is measured a time $t - t_w$ after having switched on, at time t_w , a small constant field h coupled to ξs . The ξ_i 's are quenched random variables that take values ± 1 [22]. At low temperature and in the long-time limit, a piecewise relation between χ_s and C_s has been found in the p -spin model [10]:

$$\chi_s(t_w, t) = (1 - C_s(t_w, t))/T \text{ if } C_s > q_{EA} \quad (8)$$

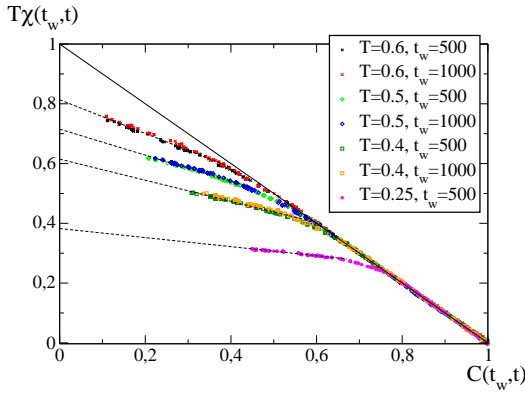


FIG. 5: FDR. $N = 1000$, $e_d = -0.7$. The solid line is the equilibrium relation. The responses have been computed using $h = 0.1$.

$$= (q_{EA} - C_s(t_w, t))/T_e \text{ if } C_s < q_{EA} \quad (9)$$

The relation (8) is the usual equilibrium relation and is due to a local equilibrium property of the system. The linear relation (9) in the aging regime leads to an effective temperature $T_e \geq T$ that shares the thermodynamic properties of canonical temperatures [23, 24]. Interestingly, such a behavior has been later observed in numerical simulations and in experiments as well [21], which prevents any artifact of the mean-field treatment.

We computed χ_s in our system by adding to e_i a magnetic energy $e_m = -h\xi_i s_i$. Fig. 5 shows, for different t_w , the plot $T\chi(t_w, t) = u(C(t_w, t))$ obtained in the linear regime of the response. We see that it can be divided into two sectors corresponding to the fast relaxation and the aging regime respectively. The former gives an equilibrium-like relation. This directly results from the local equilibrium within the TSP's (see above). The interesting results come from the aging part since it seems that we have a *linear* FDR for which we can define an effective temperature $T_e \geq T$. As in the p -spin models, T_e slightly increases as T decreases.

We have also investigated the response of the local energies. We found non-monotonic behaviors in the aging regime [20] similarly to the results of [25] in finite dimension kinetic constrained models. Thus, our results suggest that even in mean-field situations, local energies may respond non-monotonically which may lead in some case to negative T_e 's [25].

Conclusion We have considered the stochastic dynamics of N independent *local* energies. At each Monte-Carlo step, the new energies are drawn from a distribution f_ϵ whose properties *self-consistently* depend on the *global* energy $N\epsilon$ of the system. The dependence is chosen in order to model an energy threshold in the spirit of the p -spin model. Given this mode-coupling scenario, we obtain at low temperature the typical properties of aging. In particular, our approach gives a rather intuitive

(and simple) illustration of how two time-sectors may appear in a mean-field situation. The linear violation of the fluctuation dissipation relation, for observables uncorrelated with the energies, further confirms the similarity between our *phenomenological* description and the *microscopic* disordered models.

Interestingly, one can generalize this mean-field approach to finite dimension replacing ϵ by a local energy $\epsilon_i = \frac{1}{z} \sum_{\langle j \rangle} e_j$ where the sum is taken over the z nearest neighbors. In this case, one expects T_d to become a crossover below which dynamical heterogeneities should play an important role.

I am pleased to thank R. Agra, J. Kurchan, F. Ritort, P. Sollich and S. Tanase-Nicola for illuminating discussions. I acknowledge financial support from the European network STIPCO, Grant No. HPRNCT200200319.

-
- [1] A. Scala *et al.*, Nature **406**, 166 (2000)
 - [2] L. Angelani *et al.*, Phys. Rev. Lett., **85**, 5356 (2000).
 - [3] C. Donati, F. Sciortino, P. Tartaglia, Phys. Rev. Lett., **85**, 1464 (2000).
 - [4] T.S. Grigera, A. Cavagna, I. Giardinà, G. Parisi, Phys. Rev. Lett. **88**, 055502 (2002).
 - [5] P.G. Debenedetti and F. H. Stillinger, Nature, **410**, 259 (2001)
 - [6] W. Götzke, J. Phys. Condens. Matter **11**, A1 (1999)
 - [7] J. P. Bouchaud, L. Cugliandolo, J. Kurchan and M. Mézard, Physica A, **226**, 243 (1996)
 - [8] A. Crisanti and H. J. Sommers, Z. Phys. B, **87**, 341 (1992)
 - [9] J. Kurchan and L. Laloux, J. Phys. A **29**, 1929 (1996)
 - [10] L.F. Cugliandolo, J. Kurchan, Phys. Rev. Lett. **71**, 173 (1993); Phil. Mag. **B71** 501 (1995)
 - [11] J. P. Bouchaud, J. Phys. I **5**, 265 (1995)
 - [12] A. Barrat and M. Mézard, J. Phys. I **5** 941-947 (1995)
 - [13] I. Junier and J. Kurchan, J. Phys. A: Math. Gen. **37**, 3945 (2004)
 - [14] M. D. Ediger, Ann. Rev. Phys. Chem. **51**, 99 (2000)
 - [15] J. P. Garrahan and D. Chandler, Proc. Natl. Acad. Sci. USA **100**, 9710 (2003)
 - [16] L. Berthier *et al.*, Science **310**, 1797 (2005)
 - [17] G. H. Fredrickson and H. C. Andersen, Phys. Rev. Lett. **53**, 1244 (1984). See F. Ritort and P. Sollich, Adv. Phys. **52**, 219 (2003) for a review on kinetically constrained models.
 - [18] P. Sollich *et al.*, J. Phys.: Condens. Matter **14**, 1683 (2002)
 - [19] B. Derrida, Phys. Rev. B, **24**, 2613 (1981)
 - [20] I. Junier, to be published
 - [21] For a recent review, see A. Crisanti and F. Ritort, J. Phys. A: Math. Gen. **36**, R181-R290 (2003)
 - [22] G. Parisi, Phys. Rev. Lett. **79**, 3660 (1997)
 - [23] J. Kurchan, Nature **433**, 222-225 (2005) Year Of Physics
 - [24] L.F. Cugliandolo, J. Kurchan and L. Peliti, Phys. Rev. E **55**, 3898 (1997)
 - [25] P. Mayer *et al.*, Phys. Rev. Lett. **96**, 030602 (2006)