

Spin-Orbit Mediated Control of Spin Qubits

Christian Flindt,^{1,2} Anders S. Sørensen,¹ and Karsten Flensberg¹

¹Niels Bohr Institute, Universitetsparken 5, 2100 Copenhagen, Denmark

²MIC – Department of Micro and Nanotechnology, NanoDTU,

Technical University of Denmark, Building 345east, DK-2800 Kongens Lyngby, Denmark

(Dated: February 8, 2020)

We propose to use the spin-orbit interaction as a means to control electron spins in quantum dots, enabling both single qubit and two qubit operations. Very fast single qubit operations may be achieved by temporarily displacing the electrons. For two qubit operations the coupling mechanism is based on a combination of the spin-orbit coupling and the mutual long-ranged Coulomb interaction. Compared to existing schemes using the exchange coupling, the spin-orbit induced coupling is less sensitive to random electrical fluctuations in the electrodes defining the quantum dots.

PACS numbers: 03.67.Lx, 71.70.Ej, 73.21.La

It is believed that solid state systems could facilitate large-scale quantum computing [1] due to the well-developed fabrication techniques that allow for a high degree of scalability. On the other hand, solid state systems are inherently more noisy than, e.g., quantum optical systems, and in particular solid state systems typically have a lot of low-frequency noise. One prominent candidate for solid-state quantum computing uses electron spins in semiconductor quantum dots as carriers of the fundamental unit of information, the qubit [2, 3]. Electron spins have the advantage that they are weakly coupled to the surroundings and are therefore weakly sensitive to noise. At the same time, however, this weak coupling makes the electron spin hard to control experimentally. To couple two qubits, it was proposed to use the exchange coupling between electron spins in neighboring quantum dots [4], and this was recently demonstrated experimentally [3]. Here the triplet and singlet spin states have different charge profiles, thereby enabling electrical control of the coupling. This spin-charge coupling, however, makes the qubits sensitive to electrical noise and in particular to low-frequency noise [5]. In this setting the spin-orbit interaction is also considered as a source of decoherence [6, 7], because it mixes spin and charge. Recently, however, it has been proposed that it could also play a role in the coherent interaction of qubits [8, 9, 10]. In this Letter we take these ideas further and propose to use the spin-orbit interaction as a general means to manipulate electron spins. The spin-orbit interaction allows for electrical control of both single and two qubit operations, but unlike the exchange interaction, the spin-orbit interaction generates dressed states of spin and charge where the mixing happens at a high frequency, making the interaction less susceptible to low frequency noise.

While the general methods we propose in this Letter are applicable in a wide range of situations, we only consider a simplified one-dimensional model where the electrons are localized in quantum dots by an external potential $V(x)$. Physically this corresponds to a structure like the one shown schematically in Fig. 1 which was re-

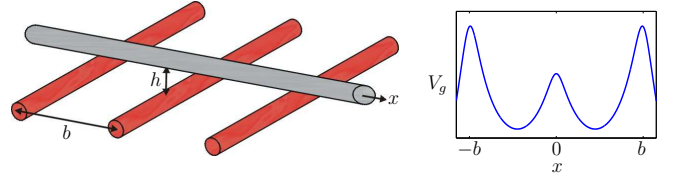


FIG. 1: (Color online) A nanowire (light gray) placed above three electrodes. The electrodes are used to define electrostatically a double quantum dot within the nanowire. The electrodes are placed at a distance b apart, while the nanowire is situated at a distance h above the plane of the electrodes. The inset shows a representative curve for the potential $V_g(x)$ along the nanowire (the x -axis) with the electrodes placed at positions $x = -b, 0, b$, respectively. The height of the barrier separating the two quantum dots can be controlled via the applied voltage on the central electrode. The shown setup corresponds to the one used in the experiment in Ref. [11].

cently realized experimentally [11], and we give realistic parameters corresponding to this system. A perpendicular magnetic field B is applied in the z direction, and a spin-orbit coupling is included. With two electrons trapped in a double dot potential the Hamiltonian of the system reads

$$H = H_1 + H_2 + \frac{e^2}{4\pi\epsilon_r\epsilon_0|x_2 - x_1|}, \quad (1)$$

$$H_i = \frac{p_i^2}{2m} + V(x_i) + \frac{1}{2}g\mu_B B\sigma_i^z + \alpha p_i\sigma_i^y, \quad i = 1, 2.$$

Here α denotes the Rashba-type coupling constant, while m is the effective electron mass. Below, we first consider how the spin-orbit interaction allows us to control the spin state of a single electron and then move on to discuss how the combination of the spin-orbit interaction and the Coulomb interaction enables two qubit operations in a manner analogous to the method used for trapped ions [12].

First, we consider a single electron, and for our analytical calculation we assume that the potential is harmonic, but has a time varying equilibrium position de-

noted $\bar{x}(t)$, $V(x) = m\omega_0^2(x - \bar{x}(t))^2/2$. We have omitted the subscript i , since we are considering a single electron. Physically the time varying equilibrium position can be induced with time varying potentials on the electrodes. We proceed by performing a unitary transformation $H \rightarrow UHU^\dagger$ with $U = \exp(i\sigma^y(x - \bar{x}(0))/\ell_{so})$, where we have introduced the spin-orbit length $\ell_{so} = \hbar/m\alpha$, which characterizes the length scale of the spin-orbit interaction, i.e., in the absence of a magnetic field, a spin along the x or z directions is flipped after traveling a distance $\pi\ell_{so}/2$. With this transformation the Hamiltonian becomes

$$H = \frac{p^2}{2m} + \frac{1}{2}m\omega_0^2(x - \bar{x}(t))^2 + \frac{1}{2}g\mu_B B \times \left[\cos\left(\frac{2(x - \bar{x}(0))}{\ell_{so}}\right)\sigma^z - \sin\left(\frac{2(x - \bar{x}(0))}{\ell_{so}}\right)\sigma^x \right]. \quad (2)$$

We further assume that the renormalized Zeeman splitting $\tilde{g}\mu_B B$ (\tilde{g} defined below) is much smaller than the oscillator energy $\hbar\omega_0$, and that the equilibrium position is changed adiabatically with respect to the oscillator frequency $\omega_0 \gg (1/\ell_o)(d\bar{x}(t)/dt)$, where $\ell_o = \sqrt{\hbar/m\omega_0}$ is the characteristic oscillator length. In this limit, we can trace out the motional degrees of freedom and obtain

$$H = \frac{1}{2}\tilde{g}\mu_B B \left[\cos\left(\frac{2(\bar{x}(t) - \bar{x}(0))}{\ell_{so}}\right)\sigma^z - \sin\left(\frac{2(\bar{x}(t) - \bar{x}(0))}{\ell_{so}}\right)\sigma^x \right], \quad (3)$$

with the renormalized g -factor given by

$$\tilde{g} = g \left\langle e^{2(x - \bar{x}(0))/\ell_{so}} \right\rangle = g \exp[-(\ell_o/\ell_{so})^2]. \quad (4)$$

Even though Eq. (3) suggests that the eigenstates of the Hamiltonian have a component of the mean spin along the x -axis, this is only an effect of the transformation U . If one undoes this transformation the mean spin is along the direction of the magnetic field. A similar renormalization of the g -factor was recently reported in Ref. [13].

The renormalization of the g -factor reflects that the qubits states are not pure states of the electron spin, but dressed states of spin and position. Normally, such admixture of spin and position introduces decoherence because the position is coupled to charge fluctuations, but in this case the charge distribution is independent of the spin state, and produces no decoherence in the absence of a magnetic field. With a magnetic field the dressed states are still insensitive to slowly varying electric fields (slow compared to the Zeeman frequency $\Delta_z \equiv \tilde{g}\mu_B B/\hbar$), which only shift the equilibrium position, while the spin state follows adiabatically. The dressed states will, however, be sensitive to slowly varying gradients of the electric fields which change the trap frequency ω_0 . Because of the dependence of \tilde{g} on ℓ_o in Eq. (4) such fluctuations in ω_0 will affect the Zeeman splitting and thereby cause decoherence of the spin states. As we shall see below

this is one of the major limitations for the coupling of two qubits, but it will not significantly affect the fast single qubit operations, provided that the ground state width is reasonably well-defined.

Remarkably, the coupling of spin and position can be used to perform single qubit operations if one applies an electric field with a sufficiently fast variation in time. If we consider the Hamiltonian in Eq. (3) there are two distinct principles for such single qubit operations. One was considered in Refs. [14, 15], where small amplitude oscillations of the equilibrium position ($\bar{x}(t) \ll \ell_{so}$) at the Zeeman frequency produced spin-orbit induced electron spin resonance (ESR) oscillations between the two spin states. The second possibility, similar to Ramsay spectroscopy, for producing spin reversals is to first perform a large rapid change of the equilibrium position for a very short duration. In particular, if we change $\bar{x}(t)$ by $\pi\ell_{so}/4$ on a time scale much shorter than $1/\Delta_z$, the effective Hamiltonian becomes $H = \hbar\Delta_z\sigma^x/2$. Consequently, after a time π/Δ_z the spin state has been flipped and we can then change $\bar{x}(t)$ back to the original position. The second procedure has the advantage that it does not rely on any resonance conditions and allows for very rapid manipulation of the spin. Since the time scale can be changed by the changing the magnetic field, the spin flip time will in practice only be limited by how fast one can change the voltage on the electrodes. As a particular example of material parameters, we take parameters for InAs, where $m = 0.027m_e$, $\hbar\alpha = 3 \cdot 10^{-8}$ meV and $g = 14.8$, giving $\ell_{so} = 94$ nm. With $B = 40$ mT and $\hbar\omega_0 = 0.5$ meV, we get $\ell_o = 75$ nm, so that the Zeeman frequency is $\Delta_z = (2\pi)4.4$ GHz. The required displacement of the electron spin can be achieved by applying an electric field $E = \pi\ell_{so}m\omega_0^2/4e = 6.6\mu\text{V}/\text{nm}$, which for a setup like in Fig. 1 with an electrode spacing of $b = 500$ nm corresponds to a voltage of roughly 3 mV, and the entire spin flip process can be achieved in approximately 0.1 ns.

In addition to being important for doing logical operation in a quantum computer, the ability to perform rapid spin flips also allows the reduction of the leading kind of decoherence. Electron spins in GaAs are found to have a dephasing time on the order of 10 ns [3], and we expect a similar time scale for InAs. This dephasing can, however, be reversed by applying pulses, which flip the spin on a much shorter time scale [3].

The spin-orbit interaction can also mediate *two-qubit interactions* in a very effective way. Returning to the setup shown in Fig. 1 described by the Hamiltonian in Eq. (1), we consider next the possibility of using the dipole moment associated with displacements of the electron charges to couple the two spins. In this 1D geometry the two dots holding each one spin are separated by a distance $d = \bar{x}_2 - \bar{x}_1 > 0$. We consider the limit where the two electron levels are well-separated, allowing us to expand the Coulomb interaction term as

$1/|x_2 - x_1| \simeq 1/d - \delta/d^2 + \delta^2/d^3$, while using $d \gg \delta \equiv (x_2 - \bar{x}_2) - (x_1 - \bar{x}_1)$. The first term in this expansion gives a constant contribution to the energy, the second term corresponds to constant forces, which redefine the two equilibrium positions. The last term has diagonal terms, x_i^2 , which provide a small renormalization of the trapping frequencies. Finally, the interesting term is the cross-term $-2(x_1 - \bar{x}_1)(x_2 - \bar{x}_2)/d^3$, which results in a coupling of the two orbitals degrees of freedom, and hence also, via the spin-orbit interaction, between the two spin degrees of freedom.

To calculate this coupling we go back to Eq. (2) (for each electron) with time independent equilibrium positions $\bar{x}_i(t) = \bar{x}_i(0)$, and do perturbation theory in the magnetic field. To second order in B the effective Hamiltonian for a single electron spin is still given by Eq. (3), i.e., $H_i = \tilde{g}\mu_B B \sigma_i^z/2$ (for $i = 1, 2$) plus a spin independent contribution. The cross-term that couples the two spins, gives rise to an effective spin coupling term given by

$$H_{\text{spin},12} = -2\langle(x_1 - \bar{x}_1)\rangle\langle(x_2 - \bar{x}_2)\rangle/d^3, \quad (5)$$

where the brackets only refer to a trace over the vibrational state, *not* the spin state. Because the two orbital degrees to this order are decoupled the expectation value separates. To leading order in B , the displacement of the electrons can be found from Eq. (2) by first order perturbation theory, and we obtain

$$\langle x_i - \bar{x}_i \rangle = \sigma_i^x \frac{\tilde{g}\mu_B B \ell_o^2}{\hbar\omega_0 \ell_{\text{so}}}. \quad (6)$$

Combining this with the single particle contributions, we arrive at the final effective Hamiltonian for the two spins

$$H_{\text{spin}} = \tau \sigma_1^x \sigma_2^x + \frac{\tilde{g}\mu_B B}{2} (\sigma_1^z + \sigma_2^z), \quad (7)$$

where the coupling constant τ is given by

$$\tau = -\frac{e^2}{4\pi\epsilon_0\epsilon_r} \frac{2\ell_o^4 (\tilde{g}\mu_B B)^2}{\ell_{\text{so}}^2 (\hbar\omega_0)^2 d^3}. \quad (8)$$

We stress that this effective Hamiltonian is correct to all orders in the spin-orbit coupling, but only to second order in the B -field and first order in the Coulomb interaction between the two electrons. The last approximation can, however, be relaxed *without* changing the form of the Hamiltonian, but at the expense of a more complicated expression for τ .

To characterize the stability of the proposed coupling to slowly varying perturbations, such as fluctuations in the gate electrodes we develop a more realistic model for the double-dot potential $V(x)$. We are having in mind an experimental setup like the one shown in Fig. 1 [11], and consequently we consider the electrostatic potential $V_g(x)$ created by three parallel electrodes with spacing b ,

each modeled as an infinite line charge, along the x -axis running perpendicular to the electrodes at a distance h above the plane of the electrodes. The ratio of the charge density on the left (central) electrode $\lambda_{l(c)}$ and the right electrode λ_r is denoted $\beta_{l(c)}$, i.e., $\beta_{l(c)} \equiv \lambda_{l(c)}/\lambda_r$, which we assume can be controlled via the voltages applied to the electrodes. Moreover, we define $\hbar\omega_g \equiv e\lambda_r/4\pi\epsilon_r\epsilon_0$ and $x_g \equiv \sqrt{\hbar/m\omega_g}$, in terms of which we express the electrostatic potential as

$$V_g(x) = -\hbar\omega_g \ln \left[\frac{(x-b)^2 + h^2}{x_g^2} \right] - \hbar\omega_g \ln \left[\left(\frac{x^2 + h^2}{x_g^2} \right)^{\beta_c} \left(\frac{(x+b)^2 + h^2}{x_g^2} \right)^{\beta_l} \right], \quad (9)$$

having omitted any constant energy terms. A representative curve for $V_g(x)$ is shown the inset of Fig. 1.

We have implemented numerically on a finite-size real-space grid the two-particle Hamiltonian in Eq. (1) using $V_g(x)$ in Eq. (9) as the potential $V(x)$. By studying the low-energy spectrum of the Hamiltonian, we can extract the coupling of the various spin states. We first study the coupling as a function of the applied B -field. In the left panel of Fig. 2 we show numerical calculations of the coupling τ as a function of applied B -field in the case, where the potential $V_g(x)$ can be approximated with two separated quantum dots. The renormalized Zeeman splitting due to the applied B -field is much smaller than the spacing of the orbital levels, and we thus expect Eq. (8) to hold. The numerical results show excellent agreement with the analytic expression. For the parameters used in the figure typical interaction strengths are $\tau/\hbar = (2\pi)f$, with $f \sim 0.1$ GHz, corresponding to gate times on the order of $1/(2f) \sim 5$ ns.

In the right panel of Fig. 2 we show numerical results for the coupling τ as a function of the voltage applied to the central electrode parametrized by β_c . In order to determine the contribution arising from the bare exchange coupling (due to the Pauli principle and the Coulomb interaction), we also show numerical results for the coupling without the spin-orbit coupling. Compared to the bare exchange coupling, which is clearly exponentially dependent on the applied voltage, the spin-orbit induced coupling shows a weaker voltage dependence. This reduces the sensitivity of the two-qubit operations to random electrical fluctuations [5].

Fluctuations in the electrodes cause fluctuations of the orbital level splitting $\hbar\omega_0$ and the distance d . For the spin-orbit induced coupling τ given in Eq. (8), we have $|(1/\tau)(\partial\tau/\partial\omega_0)\delta\omega_0| = 4|\delta\omega_0/\omega_0|$ and $|(1/\tau)(\partial\tau/\partial d)\delta d| = 3|\delta d/d|$. In order to perform reliable two qubit operations, both of these quantities must be much smaller than unity, which for the fluctuations imply $|\delta\omega_0/\omega_0|, |\delta d/d| \ll 0.1$. In order to study in further detail the sensitivity of the coupling τ to the applied voltage on the cen-

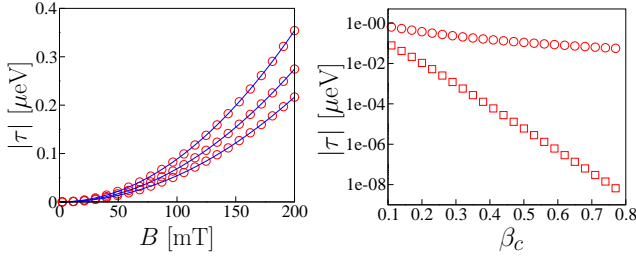


FIG. 2: (Color online) Numerical calculation of the coupling τ . Material parameters have been chosen corresponding to InAs and we use $\hbar\omega_g = 1$ meV, $\beta_l = 1$, $x_g = 53$ nm, $h = 0.5x_g$, $b = 10x_g$. Left panel: The coupling τ as function of applied magnetic field B for $\beta_c = 0.6$ (upper circles), 0.7 , 0.8 (lower circles). Solid lines show Eq. (8) with the orbital energy spacing $\hbar\omega_0$ extracted from the low-energy spectrum and d being the only fitting-parameter. Corresponding to $\beta_c = 0.6, 0.7, 0.8$, we have $\hbar\omega_0 = 0.39, 0.40, 0.42$ meV, and $d = 8.3x_g, 8.7x_g, 9.1x_g$, respectively. Right panel: Circles show the coupling τ as a function of the applied voltage on the central electrode parametrized by β_c with $B = 40$ mT. Squares show the contribution from the bare exchange coupling.

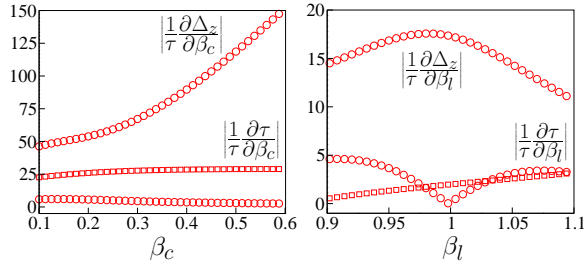


FIG. 3: (Color online) Numerical calculations of the sensitivity to fluctuations in the central and left electrode. The sensitivity of the spin-orbit induced coupling τ and the Zeeman splitting Δ_z are quantified by $|(1/\tau)(\partial\tau/\partial\beta_i)|$, $i = c, l$ and $|(1/\tau)(\partial\Delta_z/\partial\beta_i)|$, $i = c, l$, respectively. Material parameters have been chosen corresponding to InAs. The other parameters are $B = 80$ mT, $\hbar\omega_g = 1$ meV, $x_g = 53$ nm, $h = 0.5x_g$, and $b = 10x_g$. In both panels squares show the sensitivity of the bare exchange coupling. Left panel: Sensitivity to fluctuations in the central electrode. The electrostatic potential is symmetric, *i.e.*, $\beta_l = 1$. Right panel: Sensitivity to fluctuations in the left electrode causing asymmetries in the electrostatic potential. The results correspond to $\beta_c = 0.7$.

tral electrode β_c and any asymmetry in the electrostatic potential (given by $\beta_l \neq 1$), we have calculated numerically $|(1/\tau)(\partial\tau/\partial\beta_i)|$, $i = c, l$. In Fig. 3, we show $|(1/\tau)(\partial\tau/\partial\beta_i)|$ as a function of β_i , $i = c, l$. The coupling is stable for $|(1/\tau)(\partial\tau/\partial\beta_i)\delta\beta_i| \ll 1$, $i = c, l$, implying $|\delta\beta_i| < 0.1$, $i = l, c$ according to the numerical results. This does not impose any unrealistic requirements on the experimental setup. For comparison we also show the similar quantities for the exchange interaction, which is an order of magnitude more sensitive.

As discussed previously electrical fluctuations also

cause fluctuations of the renormalized Zeeman splitting, Δ_z . For Δ_z , we have $|(1/\tau)(\partial\Delta_z/\partial\omega_0)\delta\omega_0| = (4\pi\epsilon_r\epsilon_0\hbar md^3\omega_0^3/e^2\tilde{g}\mu_B B)|\delta\omega_0/\omega_0|$. For InAs with $d = 500$ nm, $\hbar\omega_0 = 0.3$ meV, $B = 80$ mT, $|(1/\tau)(\partial\Delta_z/\partial\omega_0)\delta\omega_0| \simeq 50|\delta\omega_0/\omega_0|$, implying the stricter condition $|\delta\omega_0/\omega_0| \ll 0.01$. In Fig. 3, we show numerical results for $|(1/\tau)(\partial\Delta_z/\partial\beta_i)|$ as a function of β_i , $i = c, l$. The results indicate that we must require $|\delta\beta_i| < 0.01$, $i = l, c$ for the renormalized Zeeman splitting to be stable. If this requirement cannot be met in experiments, the problem may be circumvented by encoding a single qubit in a singlet-triplet pair as recently discussed in Ref. [3, 16] or alternatively by combining the gate with fast spin echo pulses implemented by rapidly shifting the position of the electrons.

In conclusion, we have presented a spin-orbit induced mechanism for coherent control of spin qubits in quantum dots. The spin-orbit coupling allows for fast single qubit operations, and the two qubit operations are robust against electrical fluctuations in the electrodes defining the double dot. We emphasize that although some of the above conclusions have been made in connection with a specific experimental setup in mind, they also hold at a more general level.

The authors thank A.-P. Jauho, M. Lukin, J. Nygård, and J. Taylor for valuable discussions and comments. This work was supported by the Danish Natural Science research council.

After the completion of this work, we became aware of a recent preprint with related results [17].

-
- [1] For a recent special issue on solid-state quantum computing, we refer to New J. Phys., Vol. **7** (2005).
 - [2] D. Loss and D. P. DiVincenzo, Phys. Rev. A **57**, 120 (1998).
 - [3] J. R. Petta, A. C. Johnson, J. M. Taylor, E. A. Laird, A. Yacoby, M. D. Lukin, C. M. Marcus, M. P. Hanson, and A. C. Gossard, Science **309**, 2180 (2005).
 - [4] G. Burkard, D. Loss, and D. P. DiVincenzo, Phys. Rev. B **59**, 2070 (1999).
 - [5] X. Hu and S. Das Sarma, Phys. Rev. Lett. **96**, 100501 (2006).
 - [6] A. V. Khaetskii and Yu. V. Nazarov, Phys. Rev. B **61**, 12639 (2000).
 - [7] A. V. Khaetskii and Yu. V. Nazarov, Phys. Rev. B **64**, 125316 (2001).
 - [8] D. Stepanenko, N. E. Bonesteel, D. P. DiVincenzo, G. Burkard, and D. Loss, Phys. Rev. B **68**, 115306 (2003).
 - [9] D. Stepanenko and N. E. Bonesteel, Phys. Rev. Lett. **93**, 140501 (2004).
 - [10] S. Dehdal and C. Emary, Phys. Rev. Lett. **94**, 226803 (2005).
 - [11] C. Fasth, A. Fuhrer, M. T. Björk, and L. Samuelson, Nano Lett. **5**, 1487 (2005).
 - [12] J. I. Cirac and P. Zoller, Nature **404**, 579 (2000).

- [13] S. DeBald and B. Kramer, Phys. Rev. B **71**, 115322 (2005).
- [14] E. I. Rashba and A. L. Efros, Phys. Rev. Lett. **91**, 126405 (2003).
- [15] V. N. Golovach, M. Borhani, and D. Loss (2006), cond-mat/0601674.
- [16] J. M. Taylor, H.-A. Engel, W. Dür, A. Yacoby, C. M. Marcus, P. Zoller, and M. D. Lukin, Nature Physics **1**, 177 (2005).
- [17] N. Zhao, L. Zhong, J.-L. Zhu, and C. P. Sun (2006), cond-mat/0603363.