

# Critical behavior of Griffiths ferromagnets

Pak Yuen Chan, Nigel Goldenfeld and Myron Salamon

Department of Physics, University of Illinois at Urbana-Champaign,  
Loomis Laboratory of Physics, 1110 W. Green St., Urbana, IL 61801-3080, USA

(Dated: December 2, 2024)

Disordered ferromagnets exhibit essential singularities in the Griffiths phase found between ferromagnetic and paramagnetic phases. Using Bray's ansatz for the distribution of Yang-Lee zeroes, we derive the scaling functions near the ferromagnetic-Griffiths transition, and show that they are consistent with experimental data for the magnetization, zero-field susceptibility and heat capacity of  $\text{La}_{0.7}\text{Ca}_{0.3}\text{MnO}_3$ , and supporting its identification as a Griffiths ferromagnet.

PACS numbers: 75.40.Cx, 75.40.-s, 75.47.Lx

The influence of disorder on ferromagnets remains, after more than 30 years of effort, a complex and poorly-understood phenomenon. In its simplest form, disorder can be represented as a random spatial variation of the exchange interaction  $J$  in the bonds between neighbouring sites on a regular lattice. If a great enough fraction  $p > p_c$  of the bonds have  $J = 0$ , then one would expect that there is a vanishingly small probability of finding a percolating pathway of bonds throughout the system, and the cooperative ferromagnetic phase would cease to exist. For smaller values of  $p$ , we would expect that the ferromagnetic phase will exist in a form weakened by the shortage of percolating paths; hence thermal fluctuations will destroy the ferromagnetic phase at a temperature  $T_c$  which is *lower* than the critical temperature  $T_G$  of the pure ferromagnet. However, as Griffiths showed[1] it is not the case that the phase for  $T_c < T < T_G$  is purely paramagnetic, because in the thermodynamic limit, there can exist arbitrarily large volumes of the system that are devoid of disorder, with a probability exponentially sensitive to the volume. As a result, the free energy is non-analytic in external field,  $h$ , throughout the whole Griffiths phase. The effect of disorder is to partition the pure system into small ferromagnetic clusters. Depending on the size, each cluster has a different value of  $T_c$ , so that the system as a whole exhibits a spectrum of  $T_c$ , spanning from the critical temperature of the pure system,  $T_G$ , due to arbitrarily large clusters, to some value of  $T_c$ , contributed by smaller clusters.

Here we are concerned with the phase transition between the ferromagnetic and Griffith's phases. Just as in the case of a pure ferromagnet, one would like to predict the critical phenomena, but the non-analytic nature of the Griffith's phase makes it difficult to apply off-the-shelf renormalization group techniques or to posit simple scaling laws, despite theoretical efforts[2, 3, 4, 5]. Furthermore, it is currently controversial whether or not there is clear experimental evidence supporting the existence of the Griffiths phase.

In this Letter, we address this problem by using the Yang-Lee theory of phase transitions[6] to derive the scaling behavior in the Griffiths phase from a simple,

physically-motivated ansatz for the distribution of partition function zeros[2]. We analyze high quality magnetic and thermodynamic data[7, 8] on the disordered Heisenberg ferromagnet  $\text{La}_{0.7}\text{Ca}_{0.3}\text{MnO}_3$ , and interpret it within our framework. The functional form of the scaling variables and thermodynamic scaling functions near  $T_c$  are shown to provide satisfactory and self-consistent fits to most, but not all, of the data, and are superior to alternative approaches using conventional scaling forms that lead to unfeasibly large values for critical exponents[9]. Magnetic properties are well-accounted for by our approach, but heat capacity data are not expected to follow a simple scaling form—and indeed do not—due to the complex form of the theoretical predictions which arise from even the simplest Yang-Lee zero distribution function that we use. Our results provide strong evidence for a Griffiths singularity, and highlight the need for a more systematic renormalization group approach to understanding the singularities in such disordered systems.

*Yang-Lee zeroes and critical phenomena:-* In 1952, Lee and Yang[6] developed a theory of phase transitions based upon the density  $g$  of zeroes of the grand partition function as a function of the complex fugacity and showed that the zeroes lie on a unit circle in the complex plane, parameterized below in terms of the angle  $\theta$ . The distribution  $g(\theta)$  varies with temperature  $T$  and dictates the functional form of thermodynamics. Near a critical point, it is expected that  $g(\theta, T)$  exhibits behavior which reflects the non-analyticity of the thermodynamics[10, 11], and we provide this connection explicitly here, for both the case of conventional ferromagnetic critical point scaling, and then for the scaling near the Griffiths point.

We begin with the scaling of the magnetization per spin,  $M(h, t)$ , for a regular Ising ferromagnet. The relationship between  $M(h, t)$  and  $g(\theta, t)$ , where  $t \equiv (T - T_c)/T_c$  is the reduced temperature, can be written as[6]

$$M(h, t) = 2\mu \int_0^\pi d\theta \frac{g(\theta, t) \tanh(\mu h/k_B T) [1 + \cot^2(\theta/2)]}{1 + (\tanh(\mu h/k_B T) \cot(\theta/2))^2}. \quad (1)$$

This relation is exact for all values of external magnetic field  $h$  and temperature  $T$ . To extract the scaling behav-

ior, we proceed by expanding around the critical point  $h = 0$  and  $t = 0$ . Because the singular behavior arises from the limit  $\theta \rightarrow 0$ , we also expand the integrand about  $\theta = 0$ , resulting in

$$M(h, t) = 2\mu \frac{\mu h}{k_B T} \int_0^\pi d\theta \frac{g(\theta, t)}{(\mu h/k_B T)^2 + \theta^2/4}, \quad (2)$$

which is valid near the critical point, up to corrections reflecting a smooth background. A change of variables,  $\theta = \mu h \beta \phi$ , gives

$$M(h, t) = 4\mu \int_0^{\pi k_B T / 2\mu h} d\phi \frac{g(2\mu h \phi / k_B T, t)}{1 + \phi^2} \quad (3)$$

where the upper limit is replaced by  $\infty$  as  $h \rightarrow 0$ . This is the primary relation between  $M(h, t)$  and  $g(\theta, t)$  near the critical point. The scaling form of the magnetization,

$$M(h, t) = |t|^\beta f_M(h/|t|^{\beta\delta}), \quad (4)$$

where  $f_M(x)$  is an unknown scaling function, and  $\beta$  and  $\delta$  are two critical exponents, implies a scaling form for  $g(\theta, t)$ . Substituting (4) into (3), Mellin transforming the expression and using the corresponding convolution relation, we arrive at the scaling form of  $g(\theta, t)$  as  $\theta \rightarrow 0$

$$g(\theta, t) = |t|^\beta G(\theta/|t|^{\beta\delta}), \quad (5)$$

where  $G(x)$  is a scaling function for  $g(\theta, t)$ .

Apart from exhibiting the scaling form of  $g(\theta, t)$  for normal ferromagnets, this exercise also shows that knowledge of  $g(\theta, t)$  can be gained by studying the scaling form of  $M(h, t)$ , and vice versa. In the following section, we study the scaling behavior of  $M(h, t)$  in Griffiths phase by using Bray's ansatz [2] for the distribution of Yang-Lee zeros in a disordered ferromagnet. We will see that the result is different from that of the pure case, reflecting the intrinsic essential singularity that characterizes Griffiths phases.

*Disordered ferromagnet:-* Our strategy is to derive the scaling behavior of disordered ferromagnets by apply our knowledge of  $g(\theta, t)$ . We start with the scaling form of  $g(\theta, t)$  proposed by Bray and Huifang[2] for disordered ferromagnets with short-ranged interactions,

$$g(\theta, t) \sim \exp(-A(t)/|\theta|), \quad (6)$$

with  $A(T) \sim (T - T_c)^{2-\beta_r}$  as  $T \rightarrow T_c$  and  $A(T) \rightarrow \infty$  as  $T \rightarrow T_G$ . The essential singularity in (6) reflects the Griffiths phase of disordered ferromagnets, not present in the pure case. Disordered magnets with long-range interactions have a power-law prefactor to the essential singularity [2], but this is not present in the short-range case. A disordered ferromagnet can be thought of as an ensemble of weakly interacting, finite-sized ferromagnetic clusters. When  $T \sim T_G^-$ , only large clusters contribute

to the overall magnetization. For each large cluster of linear size  $L$ , the smallest Yang-Lee zero is of the order of  $\theta \sim 1/mL^d$ , where  $m \sim (T_G - T)^\beta$  is the magnetization per spin of the cluster and  $d$  is the spatial dimension of the system. The probability of a spin belonging to a cluster of size  $L$  follows the Poisson distribution, *i.e.*,  $\text{prob} \sim \exp(-cL^d)$ . As a result, large clusters contribute to  $g(\theta, t)$  in the form of (6), where  $A(t) \sim (T_G - T)^{-\beta}$  and  $\beta$  is the usual exponent for pure ferromagnets.

For  $T < T_c$ , the system is in its ferromagnetic phase with nonzero magnetization, implying a nonzero value of  $g(\theta = 0, t)$ [6]. This requires  $A(t) = 0$  at  $T = T_c$  to counteract the essential singularity at  $\theta = 0$ . For  $T \sim T_c^+$ , we can expand  $A(t)$  and approximate it by  $A(t) \sim t^{2-\beta_r}$ , where  $\beta_r$  is the critical exponent of the random system. This accounts for the asymptotic behavior of  $A(t)$ .

With this form of  $g(\theta, t)$ , the scaling behavior of  $M(h, t)$  can be obtained by substituting (6) into (2) and making a change of variables,  $y = A(t)/\theta$ , yielding

$$\frac{M(H, t)}{\mu} = \frac{BA(t)}{2H} \int_{A(t)/\pi}^\infty dy \frac{\exp(-y)}{y^2 + (A(t)/2H)^2}, \quad (7)$$

where  $B$  is a proportionality constant and we defined  $H \equiv \mu h/k_B T_c$ . Eq. (7) can be written in terms of the exponential integral,  $E_1(x) \equiv \int_x^\infty e^{-t}/t \, dt$ , as

$$\frac{M(H, t)}{\mu} = -B \text{Im}[\exp(iA(t)/2H) E_1(A(t)/\pi + iA(t)/2H)], \quad (8)$$

where  $\text{Im}[z]$  denotes the imaginary part of  $z$ . We expand (8) about  $A = 0$ , because  $A(t) = A_0 t^{2-\beta_r}$  is asymptotically small in the critical region, resulting in

$$\frac{M(H, t)}{\mu} = -B e^{-A(t)/\pi} \times \text{Im}[e^{iA(t)/2H} E_1(iA(t)/2H)]. \quad (9)$$

This implies the scaling form

$$\frac{M(H, t)}{\mu} = \exp(-A(t)/\pi) f_M(A(t)/H), \quad (10)$$

where

$$f_M(x) = -B \text{Im}[\exp(ix/2) E_1(ix/2)]. \quad (11)$$

From the properties of the exponential integral  $E_1(x)$ , the asymptotic behaviors of  $M(h, t)$  are given by

$$\begin{aligned} M(H, t) &\rightarrow B\pi \cos(A(t)/2H)/2 & \text{as } A/H \rightarrow 0 \\ M(H, t) &\rightarrow 2HB \exp(-A(t)/\pi)/A(t) & \text{as } A/H \rightarrow \infty \end{aligned} \quad (12)$$

*Analysis of magnetization data:-* We now analyze the experimental data on  $\text{La}_{0.7}\text{Ca}_{0.3}\text{MnO}_3$ [7, 8], using the above results, to see if the data are consistent with the

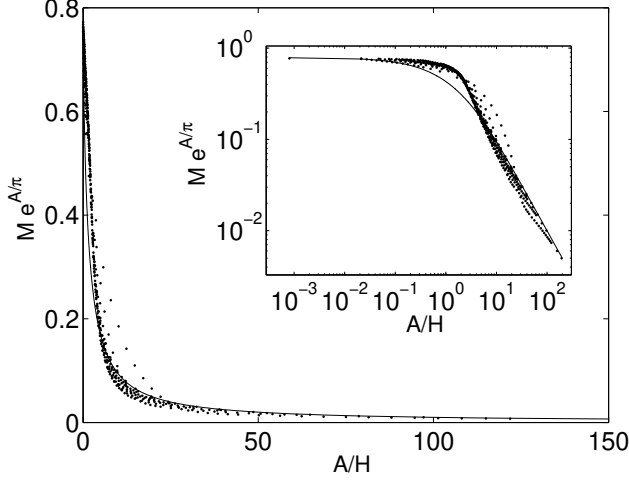


FIG. 1: Data collapse of magnetization,  $M(H, t)$ . Dots are experimental data and the line is the theoretical prediction for the universal scaling function, with  $B = 0.5$ ,  $A_0 = 0.5$  and  $\beta_r = 0.8$ . Data shown are in the range of  $t < 0.35$  and  $H \equiv \mu h/k_B T_c < 0.39$ . The insert shows the data on logarithmic scales.

presence of a Griffiths phase. Figure 1 shows the predicted data collapse of the magnetization with fitted values  $T_c = 218K$ ,  $B = 0.5$ ,  $A_0 = 0.5$  and  $\beta_r = 0.8$ . The figure also shows the agreement between the theoretically-predicted universal scaling function and the collapsed data. The agreement is generally satisfactory, although there is a discrepancy at the turning point of the curve, which we attribute to corrections to the leading order ansatz we have used for  $g(\theta, t)$ .

*Critical isotherm:-* The critical isotherm exhibits a unique feature of Griffiths ferromagnets. For the case of pure ferromagnets,  $M \sim H^{1/\delta}$  as  $H \rightarrow 0$  at  $T = T_c$ , and the critical isotherm is a continuous function of  $H$ . This is, however, not the case for Griffiths ferromagnets. As one can see in (12),

$$M(H, t) \rightarrow \frac{B\pi}{2} \cos\left(\frac{A(t)}{2H}\right) \rightarrow \frac{B\pi}{2} \quad (13)$$

as  $A \rightarrow 0$  for any nonzero small values of  $H$ , showing that  $M(H, t)$  is discontinuous in  $H$  at  $H = 0$  and  $T = T_c$ .

We can, again, use the heuristic picture of ferromagnetic clusters to understand this behavior. In the case of pure ferromagnets, the system is in the paramagnetic phase for  $T = T_c^+$ . There is no magnetization for any infinitesimally small external field  $h$ . In the case of Griffiths ferromagnets, however, the system is in the Griffiths phase for  $T = T_c^+$ . There exist ferromagnetic clusters with critical temperatures higher than  $T$ . These clusters are in their ferromagnetic phases, and are locally ordered with nonzero local magnetization given by the

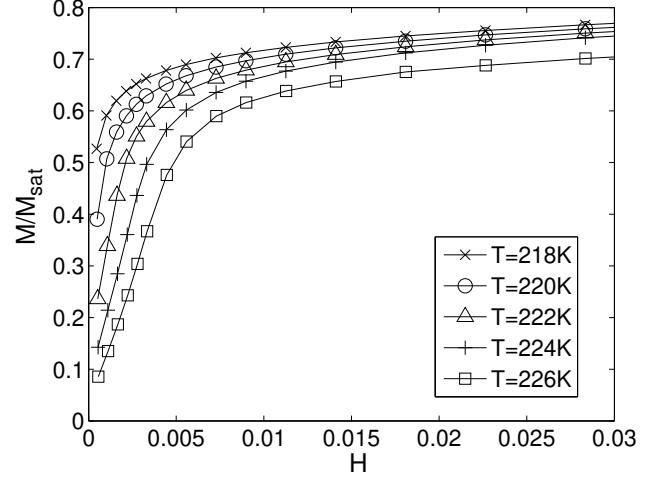


FIG. 2: Isotherms at selected temperatures. The theory predicts that the critical isotherm goes to a nonzero value as  $H \rightarrow 0^+$ . This is not convincingly demonstrated in the graph, due to discreteness of the data and uncertainties in the value of  $T_c$ . This discontinuity is unique for Griffiths ferromagnets and is consistent with the predicted non-analyticity of  $M(h, t)$  in  $h$ .

usual relation  $M_{local} \sim t_{local}^\beta$ . At zero external field, the overall magnetization is still zero due to the mutual cancellation of these local magnetizations. An infinitesimally small external field  $h$ , however, can align all these locally-ordered clusters. Whether this alignment will give rise to a nonzero magnetization in the thermodynamic limit depends on the distribution of these ferromagnetic clusters and is beyond the scope of the current discussion, but nonzero magnetization should arise in the case of  $T = T_c$ , as all the clusters are ferromagnetic at this temperature. This translates into a discontinuity in the critical isotherm at  $h = 0$ . In Fig. (2), we have plotted the magnetization as a function of field for a variety of temperatures close to the critical temperature. The data are suggestive of a discontinuity at the critical isotherm, but lack the detailed resolution necessary to establish this result conclusively.

*Zero field susceptibility:-* We now calculate the susceptibility

$$\chi(H, A) = \mu A B \text{Re}[e^{iA/2H}(E_1(x) - E_0(x))]/2H^2 \quad (14)$$

where  $x \equiv A/\pi + iA/2H$ ,  $\text{Re}[z]$  denotes the real part of  $z$ , and  $E_0(x) \equiv e^{-x}/x$ .

The asymptotics are given by

$$\begin{aligned} \chi(H, t) &\rightarrow [-AB/2H^2] \log(A/2H) - \frac{2B}{\pi} \quad \text{as } A/H \rightarrow 0 \\ \chi(H, t) &\rightarrow [2B/A] \exp(-A/\pi) \quad \text{as } A/H \rightarrow \infty \end{aligned} \quad (15)$$

For temperatures  $T > T_c$ , the zero-field susceptibility is controlled by the  $A/H \rightarrow \infty$  limit. As one expects,

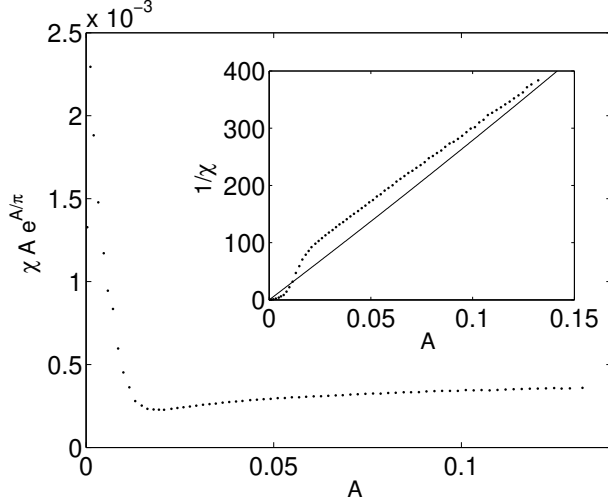


FIG. 3: Zero field susceptibility. Dots are the experimental data and the line is the theoretical prediction for the universal scaling function, using the same parameters as in Fig. (1). The inset shows that our lowest order theory does not capture the full functional form of the susceptibility, but accurately predicts the asymptotics as  $A/H \rightarrow \infty$ .

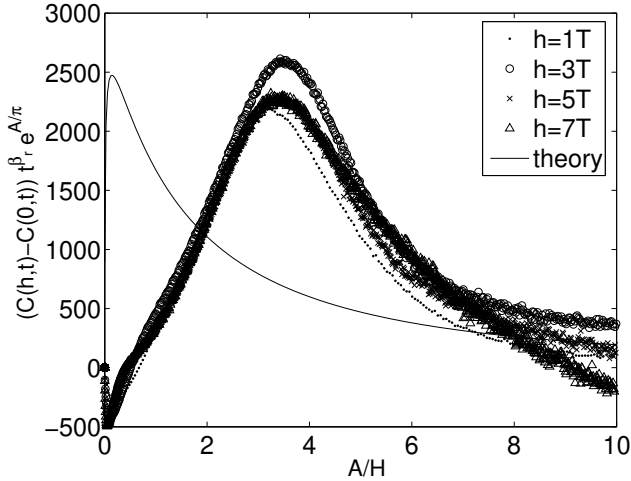


FIG. 4: The approximate data collapse of heat capacity  $C(H, t) - C(0, t)$ , as predicted by the Griffiths phase scaling.

as  $T \rightarrow T_c^+$ , long range order sets in and  $\chi^{-1} \sim A \rightarrow 0$ . The inset in figure 3 shows the plot of  $\chi^{-1}$  against  $A$ , together with the theoretical prediction. The theory does not correctly predict the details of susceptibility, presumably due to inadequacies in Bray's ansatz. But the theory correctly captures the leading asymptotics. This is shown in figure 3, where  $\chi A e^{A/\pi}$  is plotted against  $A$ . As can be seen from Eq (15), the curve should tend to a constant for large  $A$ , and the experimental data are consistent with this prediction.

*Heat Capacity:-* The Griffiths singularity is also manifested in the heat capacity,  $C(H, t)$ . We can integrate Eq (10) to obtain the scaling formula for free energy,  $F(H, t)$ , given by

$$F(H, t) = H e^{-A/\pi} f_F(A/H) + F_0(t) \quad (16)$$

where  $f_F(x) \equiv -x \int_0^{1/x} f_M(1/y) dy$  and  $F_0(t)$  is the integration constant, which eventually contributes to the zero-field heat capacity,  $C(0, t)$ . We differentiate (16) and find that

$$-[C(H, t) - C(0, t)]/T_c = A_0 e^{-A/\pi} t^{-\beta_r} (C_1(x) + C_2(x) t^{2-\beta_r}/x + O(t^{2(2-\beta_r)})) \quad (17)$$

where  $x \equiv A/H$  and

$$\begin{aligned} C_1(x) &= (2 - \beta_r)^2 x^2 f_F''(x) + (2 - \beta_r)(1 - \beta_r) x f_F'(x), \\ C_2(x) &= \frac{-2A_0(2-\beta_r)^2}{\pi} x f_F'(x) - \frac{A_0(2-\beta_r)(1-\beta_r)}{\pi} f_F(x). \end{aligned} \quad (18)$$

Eq. (17) shows that the heat capacity does not exhibit the conventional scaling form  $C(H, t) - C(0, t) \sim t^{\beta-2} f_C(h/t^{\beta\delta})$  but only yields an approximate data collapse at best, consistent with the data as seen in Fig. (4). The universal scaling function predicted by our lowest order ansatz is not in good agreement with the data, the effect of the higher order corrections being amplified by the differentiation required to compute the heat capacity.

In conclusion, we have shown that the essential singularity of the Griffiths phase leads to novel features in the critical behavior, including a discontinuity in the zero field critical isotherm and novel scaling laws. These features are reproduced to the accuracy expected from our lowest order theoretical predictions by high quality experimental data from  $\text{La}_{0.7}\text{Ca}_{0.3}\text{MnO}_3$ , and lead to a consistent description of its critical behavior, supporting the identification of this material as a Griffiths ferromagnet.

- 
- [1] R. B. Griffiths, Phys. Rev. Lett. **23**, 17 (1969).
  - [2] A. J. Bray and D. Huifang, Phys. Rev. B **40**, 6980 (1989).
  - [3] A. J. Bray, Phys. Rev. Lett. **59**, 586 (1987).
  - [4] A. J. Bray and M. A. Moore, J. Phys. C: Solid State Phys. **18**, L927 (1985).
  - [5] V. S. Dotsenko, J. Phys. A: Math. Gen. **32**, 2949 (1999).
  - [6] T. D. Lee and C. N. Yang, Phys. Rev. **87**, 404 (1952).
  - [7] M. B. Salamon and P. Lin, Phys. Rev. Lett. **88**, 197203 (2002).
  - [8] M. B. Salamon and S. H. Chun, Phys. Rev. B **68**, 014411 (2003).
  - [9] P. Lin, S. H. Chun, M. B. Salamon, Y. Tomioka, and Y. Tokura, Journal of Applied Physics **87**, 5825 (2000).
  - [10] C. Itzykson, R. B. Pearson, and J. B. Zuber, Nucl. Phys. B **220**, 415 (1983).
  - [11] C. Binek, Phys. Rev. Lett. **81**, 5644 (1998).