

On the dynamic universality class of the 4-state Potts model

E. A. Rashiro[†], H. A. Fernandes[‡], and J. R. Dutra de Figueiredo

Departamento de Física e Matemática, Faculdade de Filosofia,
Ciências e Letras de Ribeirão Preto, Universidade de São Paulo,
Avenida Bandeirantes, 3900 – CEP 14040-901, Ribeirão Preto, São Paulo, Brazil
(Dated: February 17, 2019)

We investigate the short-time critical dynamics of the 4-state Potts (FSP) model, Baxter-Wu (BW) model and Ising model with three-spin interactions (IMTSI) in one dimension, that belong to the same universality class at equilibrium. The scaling behavior of the global persistence probability $P(t)$ is studied in order to estimate the global persistence exponent ν_g of the models. We also calculate the exponent x_0 , that represents the anomalous dimension of the initial. Although the exponents ν_g and x_0 for the FSP model are in complete agreement with the results of the IMTSI model, they are completely different of that for the BW model, showing that the BW model does not belong to the same dynamic universality class of the FSP model.

PACS numbers: 64.60.Ht, 75.10.Hk, 02.70.Ju

I. INTRODUCTION

Since the works by Janssen, Shaub and Schmittmann [1], and Huse [2], the critical properties of statistical systems have been a subject of considerable interest in nonequilibrium physics. By using renormalization group methods and numerical calculations, respectively, they showed that there is universality and scaling behavior even at the early stage of the time evolution after quenching from high temperatures to the critical one.

The dynamic scaling relation obtained by Janssen et al. [1] for the k th moment of the magnetization, extended to systems of finite size [3], is written as

$$M^{(k)}(t; L; m_0) = b^k M^{(k)}(b^z t; b^{1-\nu} L; b^{x_0} m_0); \quad (1)$$

where t is the time evolution, b is an arbitrary spatial scaling factor, $\nu = (T - T_c)/T_c$ is the reduced temperature and L is the linear size of the lattice. The exponents ν and ν_g are as usually the equilibrium critical exponents associated respectively with the order parameter and the correlation length, and z is the dynamic exponent characterizing time correlations in equilibrium.

Besides to avoid the well-known problem of the "critical slowing down", characteristic of the equilibrium, and to provide an alternative way to obtain the familiar set of static critical exponents and dynamic critical exponent z , in this new universal regime a new dynamic critical exponent is found by following the above scaling law for the order parameter at the critical temperature ($\nu = 0$)

$$M(t) \sim m_0 t^{-\nu_g}; \quad (2)$$

where m_0 represents the initial magnetization of the system. This new index, independent of the previously

known exponents characterizes the so-called "critical initial slip", the anomalous increase of the order parameter when the system is quenched to the critical temperature T_c . In addition, a new critical exponent x_0 , which represents the anomalous dimension of the initial magnetization is introduced to describe the dependence of the scaling behavior on the initial conditions. This exponent is related to ν_g as

$$x_0 = z + \nu_g; \quad (3)$$

As proposed by Majumdar et al. [4], another dynamic critical exponent can be obtained in the study of systems far from equilibrium. By studying the behavior of the global persistence probability $P(t)$ that the order parameter has not changed its sign up to time t , they shown that $P(t)$ should behave, at the critical temperature, as

$$P(t) \sim t^{-\nu_g}; \quad (4)$$

where ν_g is the global persistence exponent. They also argued that, if the time evolution would be a Markovian process, then the exponent ν_g should obey the equation [4]

$$\nu_g z = z + \frac{d}{z} - \nu; \quad (5)$$

However, as shown in several works [4, 5, 6, 7, 8, 9, 10, 11, 12, 13, 14, 15] the exponent ν_g is an independent critical index closely related to the non-Markovian process.

In this work, we perform short-time Monte Carlo simulations to explore the scaling behavior of the global persistence probability $P(t)$ for the FSP model [16, 17], BW model [18, 19] and IMTSI [20, 21], that belong to the same universality class at equilibrium. We also calculate the exponent x_0 of these models through the Eq. (3). However, before calculating this exponent, we decide to reobtain more reliable estimates of the exponents ν and z for the FSP and IMTSI models.

The paper is organized as follows. In the next section we present the models. In Section III we show the short-time scaling relations and present our results. Finally, in Section IV we present our conclusions.

[†]evrash@usp.br
[‡]henrique.pg.clp@usp.br
[‡]Corresponding author: drugo@usp.br

II. THE MODELS

The q -state Potts model which is a simple extension of the Ising model, has a rich phase diagram with first order phase transitions when $q > 4$ and second order phase transitions when $q \leq 4$. Its Hamiltonian is given by

$$H = -K \sum_{\langle i,j \rangle} \delta_{s_i, s_j}; \quad (6)$$

where $\beta = 1/k_B T$ and k_B is the Boltzmann constant, $\langle i,j \rangle$ represents nearest-neighbor pairs of lattice sites, K is the dimensionless ferromagnetic coupling constant and s_i is the spin variable which takes the values $s_i = 0, 1, \dots, q-1$ on the lattice site i . It is well known that the critical point of this model is given by [17]

$$K_c = \frac{1}{2} \log(1 + \sqrt{q}); \quad (7)$$

and its order parameter is defined as

$$M(t) = \frac{1}{L^d} \sum_i \langle s_i(t) \rangle; \quad (8)$$

where L is the linear size of the lattice and d is the dimension of the system.

The BW model is defined by the Hamiltonian

$$H = -K \sum_{\langle i,j,k \rangle} \delta_{s_i, s_j} \delta_{s_j, s_k}; \quad (9)$$

where $s_i = 1$ are Ising spin variables located at the sites of the triangular lattice and the sum is over all elementary triangles.

The Hamiltonian of the Ising model with three-spin interactions in the horizontal direction and simple two-spin interactions in the vertical direction is given by

$$H = -K_h \sum_{\langle i,j,i+1,j \rangle} \delta_{s_i, s_j} \delta_{s_{i+1}, s_j} - K_v \sum_{\langle i,j,i,j+1 \rangle} \delta_{s_i, s_j}; \quad (10)$$

where the sum is over all sites of a square lattice, K_h and K_v are the coupling constant in the horizontal and vertical directions, respectively, and $\langle i,j,i+1,j \rangle$ are Ising spin variables located at the sites (i,j) of the lattice.

Both BW and IMTSI (for the isotropic case, $K_h = K_v = K$) models undergo a continuous phase transition at critical temperature $K_c = 0.5 \ln(\sqrt{2} + 1)$ which is the same temperature as the Ising model on a square lattice. The order parameter of these models is defined as,

$$M(t) = \frac{1}{L^d} \sum_i \langle s_i(t) \rangle; \quad (11)$$

The BW and IMTSI models present semi-global up-down spin reversal symmetry, i.e., their Hamiltonians are invariant under reversal of all the spins belonging to two

of three sublattices into which the original lattice can be decomposed.

The ground state of these models are fourfold degenerate, being that the possible spin configurations of the BW and IMTSI models consist of repetitions of the patterns $f+; +; +g, f+; +; g, f+; +; g$ or $f-; -; -g$. The main difference between them is that the BW model is defined on a triangular lattice whereas in the FSP and IMTSI models the spins are located on a square one.

From the degeneracy and symmetry considerations, one can conjecture that both models belong to the same universality class at equilibrium as the FSP model with exponents [22]

$$\nu = \frac{1}{12}; \quad \beta = \frac{2}{3}; \quad \text{and} \quad \gamma = \frac{1}{4}; \quad (12)$$

However, when deeply study one these models, differences among subdominant exponents appear. These exponents are responsible for scale corrections, which can be related to the character of the convergence of the results obtained through the finite size scaling. These differences arise on the first time in the study of the conformal invariance.

In addition, when the dynamic critical behavior of these models is taken into account, the dynamic exponents found for the BW model are completely different from that values of the FSP model universality class [23, 24, 25].

III. RESULTS AND DISCUSSIONS

In our Monte Carlo simulations, we consider two-dimensional lattices with periodic boundary conditions. The dynamic evolution of the spins is locally updated by the heat-bath algorithm at the critical point K_c . In order to check the possibility of finite-size effects, we consider three different lattice sizes, $L = 120, 180$ and 240 and the exponents were obtained from five independent bins of 20000 samples each one.

A. Global persistence exponent ν_g

The global persistence probability $P(t)$ can be defined as

$$P(t) = \frac{1}{L^d} \sum_{t^0=1}^t \langle \delta_{s_i(t), s_i(t^0)} \rangle; \quad (13)$$

where $\langle \delta_{s_i(t), s_i(t^0)} \rangle$ is the fraction of the samples that have changed their state for the first time at the instant t^0 . The dynamical exponent ν_g that governs the behavior of $P(t)$ at criticality is obtained through the power law behavior given by

$$P(t) \sim t^{-\nu_g}; \quad (14)$$

In order to obtain the exponent θ_g , the initial configuration of the system should be carefully prepared with a precise and small value of m_0 . After estimating θ_g for a number of m_0 values, its final value is obtained from the limit $m_0 \rightarrow 0$. In this work, we used $4 \cdot 10^4 < m_0 \leq 5 \cdot 10^3$.

As we are considering three models and two different order parameters, it is worth to explain how to obtain m_0 in each case. For the FSP model, each site on the lattice is occupied by a spin variable which takes the values $s = 0, 1, 2$ or 3 with equal probability. After, the magnetization is measured by using the Eq. (8) and then, the variables in the sites are randomly chosen up to obtain a null value for the magnetization. The last procedure is to change sites on the lattice in order to obtain the initial magnetization desired. When using the Eq. (8), the initial magnetization is given by

$$m_0 = \frac{4}{3L^2} \quad (15)$$

and a value of m_0 is obtained choosing sites occupied by $s = 0, 2$ or 3 and substituting them by $s = 1$. For the Eq. (11), m_0 is given simply by

$$m_0 = \frac{1}{L^2} \quad (16)$$

and to obtain a value of m_0 , we choose randomly $s = 2$ sites occupied by $s = 1$ and substitute them by $s = 1$.

In Fig. 1 we show the behavior of the global persistence probability for $L = 240$ and a small value of m_0 for the FSP (on top), BW (on middle), and IM TSI (on bottom) models, in double-log scales. The error bars, calculated over five sets of 20 000 samples, are smaller than the symbols.

The inset in Fig. 1 displays the estimates of θ_g for different values of m_0 and the limit procedure $m_0 \rightarrow 0$ for the models.

In Table I, we show the extrapolated values of θ_g for $L = 120, 180$ and 240 for the FSP, BW and IM TSI models.

TABLE I: The global persistence exponent θ_g from the power law behavior for the FSP, BW, and IM TSI models.

| Models | $L = 120$ | $L = 180$ | $L = 240$ |
|--------------|-----------|-----------|-----------|
| FSP model | 0.469(4) | 0.472(6) | 0.475(5) |
| BW model | 0.620(5) | 0.618(5) | 0.619(4) |
| IM TSI model | 0.469(6) | 0.470(5) | 0.471(5) |

The values found for the three different lattice sizes are shown in Table I and indicate that the finite size effects are less than the statistical errors. The discrepancy among the results of the BW model and the results of the FSP and IM TSI models is noteworthy. Discrepancies between the BW and FSP models, were also observed by A rashiro and D rugow ich de Fel cio [23] for the dynamical exponent ν , by Had jagapiou et al. [24] for the exponents

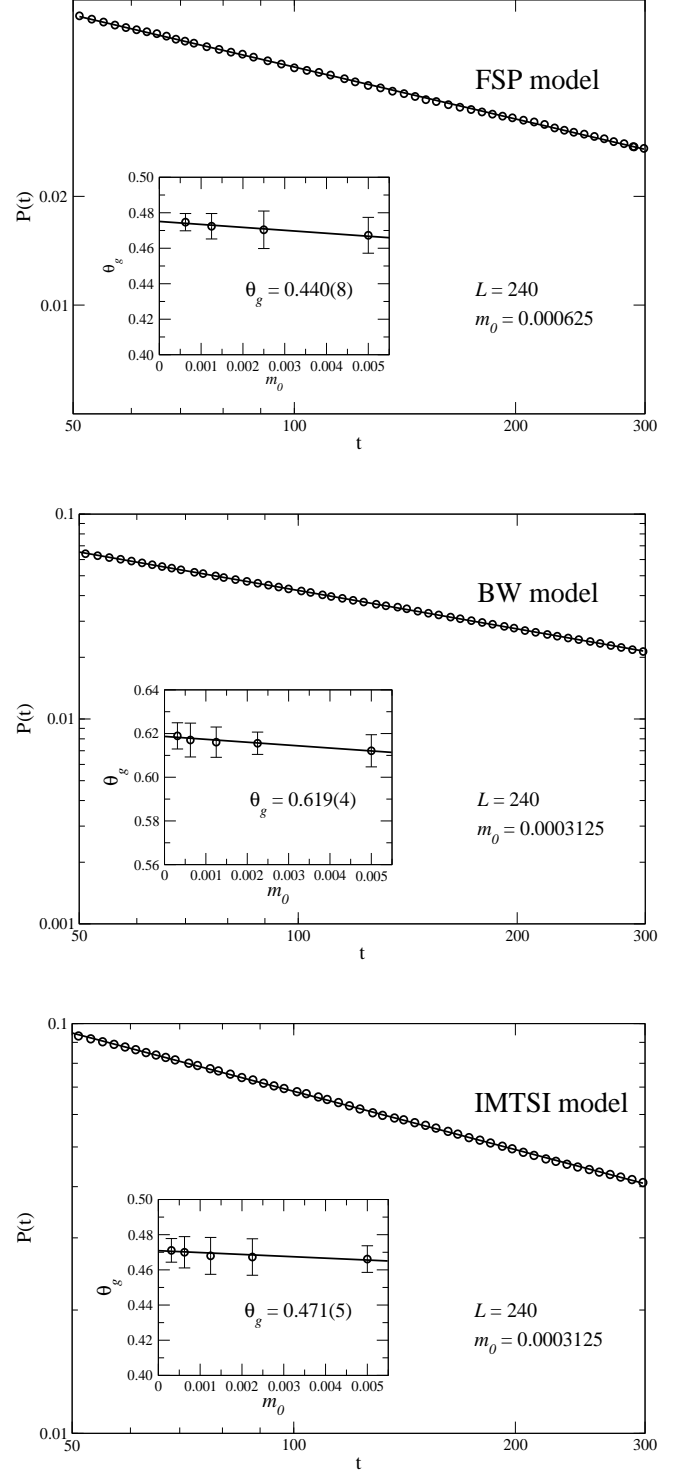


FIG. 1: The time evolution of the global persistence probability $P(t)$ for $L = 240$ for the FSP (on top), BW (on middle), and IM TSI (on bottom) models. The error bars calculated over 5 sets of 20 000 samples are smaller than the symbols. The inset in each figure shows the exponent θ_g for different initial magnetizations, as well as its extrapolated value.

and z , and by Chatelain [25] for the exponent $\nu = z$ and for the asymptotic value of the fluctuation-dissipation ratio X_1 .

B. Dynamic critical exponents ν and z

As conjectured by Janssen et al. [1] on basis of renormalization group techniques and by Huse [2] through numerical calculations, in the short-time regime the order parameter decays algebraically as shown in the Eq. (2), where ν is the dynamic critical exponent that characterizes the anomalous behavior of the magnetization. Formally, a positive value was always associated to this exponent [26, 27, 28, 29, 30, 31, 32] and the phenomenon was known as critical initial increase. However, as shown in some papers, there are models in which the exponent can have a negative value, for instance, the tricritical Ising model, analytically studied by Janssen and Oerding [33] and numerically confirmed by da Silva et al. [34].

As shown in several works, this is the case of the FSP [35], BW [23, 24], and IM TSI [36] models.

Although the estimates of the exponents ν and z for the BW model seem to be with a good precision, the results for the IM TSI model seem to have a large error. In addition, the estimates obtained for ν in Ref. [35] show a considerable difference between the two techniques employed to the FSP model. So, in order to estimate a more precise value of the exponent x_0 , we reobtain the exponents ν and z for the FSP and IM TSI models by using the time correlation of the magnetization [29]

$$C(t) = \overline{hM(0)M(t)} \propto t^{-d} \quad (17)$$

and mixed initial conditions [37]

$$F_2(t) = \frac{\overline{hM^2(t)}_{m_0=0}}{\overline{hM(t)}_{m_0=1}^2} \propto t^{d=z}; \quad (18)$$

respectively. In Eq. (17), the average is taken over a set of random initial configurations. Initially, this approach had shown to be valid only for models which exhibit up-down symmetry [30]. Nevertheless, it has been demonstrated recently that this approach is more general and can include models with other symmetries [38]. This method has several advantages when compared to other approaches, for instance, the exponent ν can be directly calculated, without the need of careful preparation of the initial states nor of the limiting procedure [see Eq. (2)], the only requirement being that $\overline{hM(0)} = 0$.

In Fig. 2 we show the time dependence of the time correlation $C(t)$ in double-log scale for the FSP (on top) and IM TSI (on bottom) models, respectively, for $L = 240$.

The slope of these curves is shown in Table II, as well as the estimates for $L = 120$ and $L = 180$.

On the other hand, the dynamic exponent z was obtained by combining results from samples submitted to different initial conditions (see Eq. (18), where $d = 2$ is

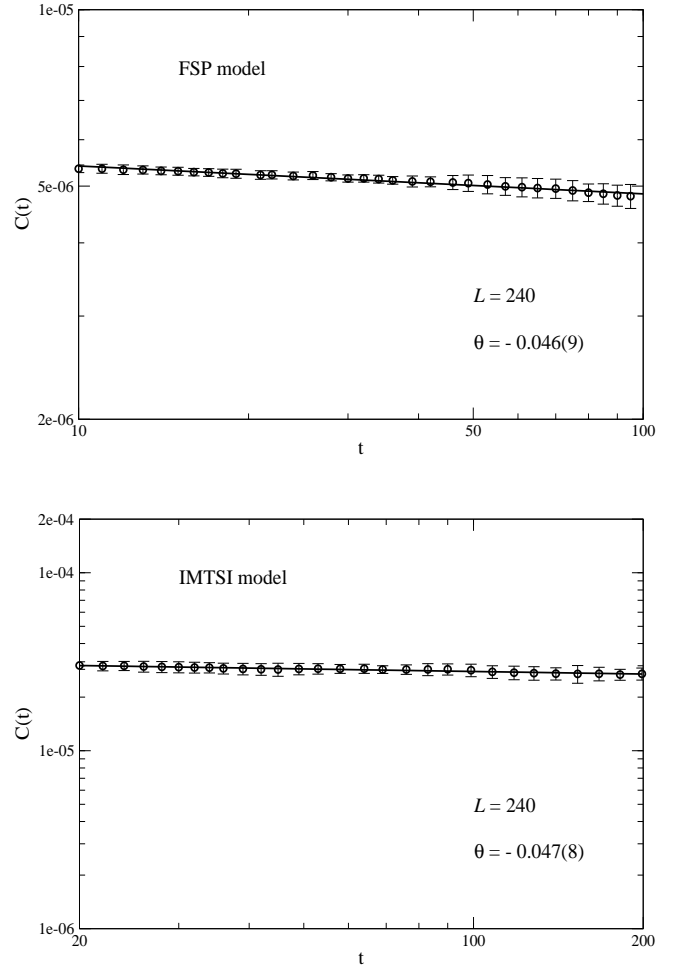


FIG. 2: The time correlation of the order parameter on log scales, for the FSP (on top) and IM TSI (on bottom) models. Error bars were calculated over five sets of 20 000 samples.

TABLE II: The exponent ν for the FSP and IM TSI models.

| L | FSP model | IM TSI model |
|-----|-----------|--------------|
| 120 | 0.046(8) | 0.047(7) |
| 180 | 0.047(8) | 0.046(7) |
| 240 | 0.046(9) | 0.047(8) |

dimension of the system). This approach has proved to be very efficient in estimating the exponent z for several models [23, 32, 34, 37, 39]. The time evolution of F_2 is shown on log scales in Fig. 3 for $L = 240$ for the FSP (on top) and IM TSI (on bottom) models.

Taking into account the values of the ratio $d=z$, estimated from the slope of these curves, the exponent z can be easily found. Our estimates of this exponent for the FSP and IM TSI models are shown in Table III for $L = 120, 180$, and 240 .

As shown in Tables II and III, the estimates of the

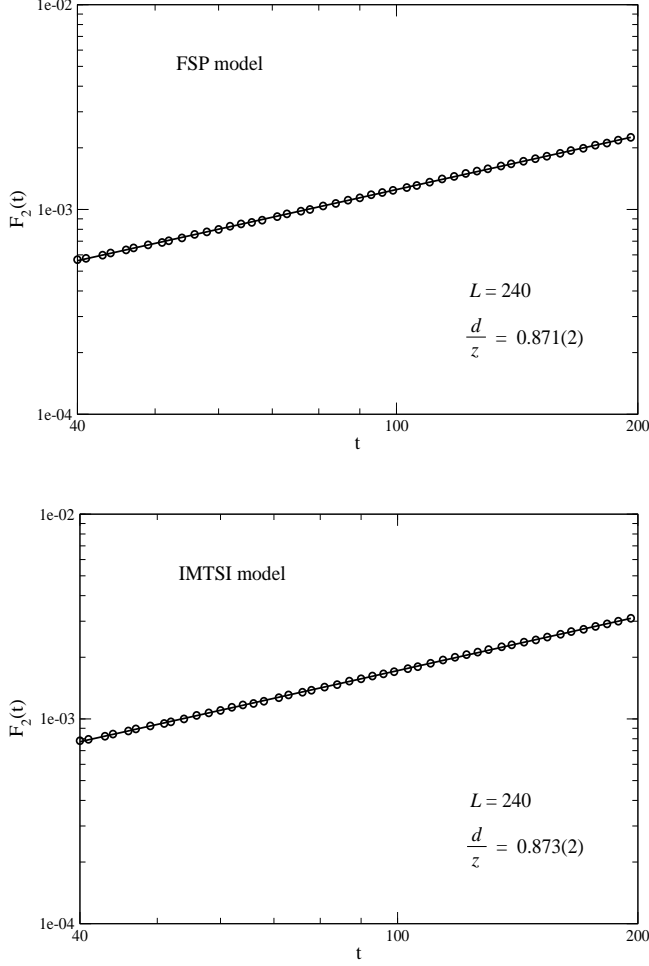


FIG. 3: The time evolution of $F_2(t)$ for $L = 240$ for the FSP (on top) and IM TSI (on bottom) models. Each point represents an average over five sets of 20 000 samples and the error bars are obtained of them.

TABLE III: The exponent z for the FSP and IM TSI models.

| L | FSP model | IM TSI model |
|-----|-----------|--------------|
| 120 | 2.294 (7) | 2.293 (5) |
| 180 | 2.294 (5) | 2.290 (8) |
| 240 | 2.296 (5) | 2.292 (4) |

dynamical exponents α and z for the FSP and IM TSI models are in complete agreement by considering the error bars. Already the study of the dynamical behavior of the BW model has shown that the exponent α is very different from that exponent of the FSP and IM TSI models and that there are still controversies about the result of the exponent z , with values that extends from $\alpha \approx 2$ to $\alpha \approx 2.3$. For instance, A rashiro and D rugow ich de Fel cio have obtained [23],

$$\alpha = 0.186(2) \text{ and } z = 2.294(6) \quad (19)$$

and the estimates obtained by Hadjiagapiou et al. [24],

$$\alpha = 0.185(2) \text{ and } z = 1.994(24): \quad (20)$$

C. Anomalous dimension x_0

Finally, we calculate the value of the anomalous dimension x_0 of the order parameter for the FSP, BW, and IM TSI models. This exponent, which is introduced to describe the dependence of the scaling behavior of the initial conditions, is related to the exponents α , z , and β by

$$x_0 = \alpha + z - \beta: \quad (21)$$

In Table IV, we show the estimates of x_0 , by using the values of the Tables II and III for $L = 240$ (FSP and IM TSI models), the results of the Eqs. (19) and (20), and the conjectured values of α and β given by Eq. (12).

TABLE IV: The exponent x_0 for the FSP, BW, IM TSI models.

| Models | x_0 |
|---------------|-----------|
| FSP model | 0.019(21) |
| BW model [23] | 0.302(6) |
| BW model [24] | 0.244(8) |
| IM TSI model | 0.017(18) |

Because the value of the exponent α , the anomalous dimension of the BW model is also different of the estimates for the FSP and IM TSI models. While x_0 is negative for the BW model, it has a null value for the FSP and IM TSI models whose meaning is the presence of the marginal operator, i.e., the operator which has the scaling dimension equal to dimensionality of the system and whose effect is not modified under renormalization-group operations. An alike value was found recently by da Silva and D rugow ich de Fel cio [5] for the FSP model. By using mixed initial conditions for the magnetization, they found $x_0 = 0.0176(75)$ that is in very good agreement with our results.

IV. CONCLUSION

We estimate the dynamic exponent α of the FSP, BW and IM TSI models using the time-evolution of the global persistence probability that the magnetization has not changed its sign up to time t . The value of α found for the BW model is completely different of that found for the FSP and IM TSI models. On the other hand, our results obtained for the FSP and IM TSI models are in good agreement each other. We also reobtained the dynamic exponents α and z of the FSP and IM TSI models in order

to calculate the exponent x_0 . Our estimates of these exponents confirm that the FSP and IM TSI models belong to the same universality class far from equilibrium. Following, we also calculated the exponent x_0 of the FSP, BW, IM TSI models. Our estimates of x_0 for the FSP and IM TSI models are very closed to zero, whereas for the BW model it is very negative. These results, together the estimates of the exponents β , γ , and z allow us assert that, although the BW model belongs to the universality class of the 4-state Potts model at equilibrium, it seems not be the case far from equilibrium. These results sug-

gest that the short time simulations get to reveal some properties that in the equilibrium stage are very difficult of note.

ACKNOWLEDGMENTS

This work was supported by the Brazilian agencies CAPES and FAPESP.

-
- [1] H. K. Janssen, B. Schaub, and B. Schmittmann, *Z. Phys. B: Condens. Matter* **73**, 539 (1989).
 - [2] D. A. Huse, *Phys. Rev. B* **40**, 304 (1989).
 - [3] Z. B. Li, L. Schulke and B. Zheng, *Phys. Rev. Lett.* **74**, 3396 (1995).
 - [4] S. N. Majumdar, A. J. Bray, S. J. Cornell and C. Sire, *Phys. Rev. Lett.* **77**, 3704 (1996).
 - [5] S. N. Majumdar and A. J. Bray, *Phys. Rev. Lett.* **91**, 030602 (2003).
 - [6] L. Schulke and B. Zheng, *Phys. Lett. A* **233**, 93 (1997).
 - [7] K. Oerding, S. J. Cornell, and A. J. Bray, *Phys. Rev. E* **56**, R25 (1997).
 - [8] R. da Silva, N. A. Alves, and J. R. D rugow ich de Fel cio, *Phys. Rev. E* **67**, 057102 (2003).
 - [9] R. da Silva and N. A. Alves, *Phys. A* **350**, 263 (2005).
 - [10] F. Ren and B. Zheng, *Phys. Lett. A* **313**, 312 (2003).
 - [11] E. V. Albano and M. A. Munoz, *Phys. Rev. E* **63**, 031104 (2001).
 - [12] M. Saharar and P. Sen, *Phys. A* **318**, 243 (2003).
 - [13] H. Heinrichsen and H. M. K duvely, *Eur. Phys. J. B* **5**, 257 (1998).
 - [14] P. Sen and S. Dasgupta, *J. Phys. A: Math. Gen.* **37**, 11949 (2004).
 - [15] B. Zheng, *Mod. Phys. Lett. B* **16**, 775 (2002).
 - [16] R. B. Potts, *Proc. Camb. Phil. Soc.* **48**, 106 (1952).
 - [17] F. Y. Wu, *Rev. Mod. Phys.* **54**, 235 (1992).
 - [18] D. W. Wood and H. P. Gri ths, *J. Phys. C* **5**, L253 (1972).
 - [19] R. J. Baxter and F. Y. Wu, *Phys. Rev. Lett.* **31**, 1294 (1973).
 - [20] L. Turban, *J. Phys. C* **15**, L65 (1982).
 - [21] L. Turban and J. M. Debierre, *J. Phys. A* **16**, 3571 (1983).
 - [22] R. J. Baxter, *Exactly Solved Models in Statistical Mechanics*, Academic Press, New York, 1982.
 - [23] E. A rashiro and J. R. D rugow ich de Fel cio, *Phys. Rev. E* **67**, 046123 (2003).
 - [24] I. A. Hadjagapiou, A. Malakis, and S. S. Martinos, *Physica A* **356**, 563 (2005).
 - [25] C. Chatelain, *J. Stat. Mech.: Theor. Exp.* **P06006** (2004).
 - [26] B. Zheng, *Int. J. Mod. Phys B* **12**, 1419 (1998).
 - [27] A. Jaster, E. Manville, L. Schulke, and B. Zheng, *J. Phys. A: Math. Gen.* **32**, 1395 (1999).
 - [28] L. Schulke and B. Zheng, *Phys. Lett. A* **204**, 295 (1995).
 - [29] T. Tome and J. R. D rugow ich de Fel cio, *Phys. Rev. E* **53**, 108 (1996).
 - [30] T. Tome and M. J. de Oliveira, *Phys. Rev. E* **58**, 4242 (1998).
 - [31] N. A. Alves and J. R. D rugow ich de Fel cio, *Mod. Phys. Lett. B* **17**, 209 (2003).
 - [32] H. A. Fernandes, J. R. D rugow ich de Fel cio, and A. A. Caparica, *Phys. Rev. B* **72**, 054434 (2005).
 - [33] H. K. Janssen and K. Oerding, *J. Phys. A: Math. Gen.* **27**, 715 (1994).
 - [34] R. da Silva, N. A. Alves, and J. R. D rugow ich de Fel cio, *Phys. Rev. E* **66**, 026130 (2002).
 - [35] R. da Silva and J. R. D rugow ich de Fel cio, *Phys. Lett. A* **333**, 277 (2004).
 - [36] C. S. Simoes and J. R. D rugow ich de Fel cio, *Mod. Phys. Lett. B* **15**, 487 (2001).
 - [37] R. da Silva, N. A. Alves, and J. R. D rugow ich de Fel cio, *Phys. Lett. A* **298**, 325 (2002).
 - [38] T. Tome, *J. Phys. A: Math. Gen.* **36**, 6683 (2003).
 - [39] R. da Silva, R. Dickman, and J. R. D rugow ich de Fel cio, *Phys. Rev. E* **70**, 067701 (2004).