

Low Energy Physical Properties of High T_c Superconducting Cu-oxides – A Comparison Between Plain Vanilla RVB Theory and Experiments

Kai-Yu Yang¹, C.T. Shih², C.P. Chou³, S.M. Huang³, T.K. Lee³, T. Xiang⁴, F.C. Zhang^{1,5}

¹Centre of Theoretical and Computational Physics,

and Department of Physics, The University of Hong Kong, Hong Kong

²Department of Physics, Tunghai University, Taichung, Taiwan

³Institute of Physics, Academia Sinica, Taipei, Taiwan

⁴Institute of Theoretical Physics and Interdisciplinary Center of Theoretical Studies, Chinese Academy of Sciences, Beijing, China

⁵Department of Physics, University of Cincinnati, Cincinnati, Ohio 45221

(dated: November 6, 2019)

In a recent review by Anderson and coworkers¹, it was pointed out that an early resonating valence bond (RVB) theory is able to explain a number of unusual properties of high temperature superconducting (SC) Cu-oxides. Here we extend previous calculations^{2,3,4} to study more systematically the low energy physical properties of the plain vanilla d-wave RVB state, and to compare the results with the available experiments. We use a renormalized mean field theory combined with variational Monte Carlo and power Lanczos methods to study the RVB state of an extended t - J model in a square lattice with parameters suitable for the hole doped Cu-oxides. The physical observable quantities we study include the specific heat, the linear residual thermal conductivity, the in-plane magnetic penetration depth, the quasiparticle energy at the antinode $(\pi, 0)$, the superconducting energy gap, the quasiparticle spectra and the Drued weights. The traits of nodes (including k_F , the Fermi velocity v_F and the velocity along Fermi surface v_2), as well as the SC order parameter are also studied. Comparisons of the theory and the experiments in cuprates show an overall qualitative agreement, especially on their doping dependences.

PACS numbers: 74.20.Fg, 74.72.-h, 71.10.-w

I. INTRODUCTION

Since the discovery of high transition temperature superconductivity (HTSC) in cuprates in 1986, there have been enormous efforts in both experiments and theories to understand the mechanism of the superconductivity and their unusual physical properties. One of the earliest theory is the resonating valence bond (RVB) theory proposed by Anderson². In that theory, the operative element in the electronic structure of this class of compounds is the square planar CuO_2 lattice. The parent compound such as La_2CuO_4 , where the Cu is stoichiometrically bivalent Cu^{2+} with one hole per Cu site, is an antiferromagnetically coupled Mott insulator. Chemical doping such as the partial replacement of La by Sr introduces additional holes on the CuO_2 plane. The minimum microscopic model to describe the low energy physics has been proposed to be the t - J model or its variant extended t - J model, which includes an antiferromagnetic spin coupling and a kinetic energy term for the hole motion^{2,5}. Anderson proposed a doped spin liquid of spin singlets, or the bond spin singlet resonating between many configurations². This concept explains many unusual properties of the cuprates, as emphasized in a recent review by Anderson and coworkers¹. More quantitatively, in the simplest RVB theory, namely its plain vanilla version, the RVB state in the cuprate is described by a Gutzwiller projected d-wave BCS wavefunction, whose parameters are determined variationally either by using a renormalized mean field theory (RMFT)³ or by vari-

ational Monte Carlo method (VMC) numerically^{6,7,8}, or by other field theory methods⁹. Recently the Gutzwiller RVB wavefunction approach was applied to the strong coupling Hubbard model by Paramakanti, Randeria and Trivedi⁴, who used careful numerical methods to calculate several quantities of direct experimental relevance. Both results for the Hubbard and t - J models turn out to correspond well to some experimental phenomena observed in cuprates. The plain vanilla RVB theory has recently been extended to study the scanning tunneling microscopy, the angle resolved photoemission spectroscopy (ARPES)¹⁰ and the Gossamer superconductivity¹¹ in the Hubbard-like models at the half electron filling. In view of the preliminary success of the plain vanilla RVB theory, it is desirable to extend previous calculations and to analyze more experimental data so that a more systematic and comprehensive comparison between the theories^{12,13} and the experiments¹⁴ can be made on more observable quantities.

In the present paper, we extend the previous works of Zhang et al.³ and of Paramakanti et al.⁴ to carry out more systematic calculations on the low energy physical properties of the plain vanilla d-wave RVB state. We use a renormalized mean field theory combined with variational Monte Carlo and power Lanczos methods (PL)^{15,16} to study the RVB state of an extended t - J model in a square lattice for parameters suitable for the hole doped lanthanum and yttrium Cu-oxides. Our main focus is on the microscopic calculations of the key parameters for the nodal quasiparticles in the d-wave RVB state, namely the Fermi velocity v_F and the velocity along the Fermi

surface v_2 . From these quantities, we calculate a number of low energy physical properties including the specific heat, the linear residual thermal conductivity, and the in-plane magnetic penetration depth. We make extensive comparison between these calculations with a very broad spectrum of types of reported experiments, and find qualitative agreement, especially on the doping dependences of these properties. The discrepancy between the theory and the experiments is mostly on the absolute values of these quantities, which may be attributed to a factor of 2–4 times larger in the value of v_2 in the theory. We also calculate the quasiparticle energy gap at the antinode ($\pi, 0$), the SC energy gap, the quasiparticle spectra and the Drued weights, and find good agreements with the experiments.

The paper is organized as follows. In section II, we describe the microscopic model and the methods we use in our calculations. In section III, we calculate basic parameters of the nodal quasiparticles. In section IV, we discuss the nodal physics and make comparison of the theory and experiments on a number of low energy physical properties. In section V, we calculate other physical quantities and compare with the experiments. A brief summary is given in section VI.

II. MODEL AND METHODS

A. model

We consider an extended t - J model including a nearest neighbor (n.n.), a second n.n. and a third n.n. hopping terms in a square lattice,

$$\begin{aligned} H &= H_t + H_J \\ H_t &= \sum_{\langle ij \rangle} t c_i^\dagger c_j + \sum_{\langle\langle ij \rangle\rangle} t^0 c_i^\dagger c_j + \sum_{\langle\langle\langle ij \rangle\rangle\rangle} t^{\text{00}} c_i^\dagger c_j \\ H_J &= J \sum_{\langle ij \rangle} S_i \cdot S_j \end{aligned} \quad (1)$$

In the above Hamiltonian, a constraint of no double occupation of electrons on each site is implied: $c_i^\dagger c_i = 1$. The summations $\langle ij \rangle$, $\langle\langle ij \rangle\rangle$ and $\langle\langle\langle ij \rangle\rangle\rangle$ run over the n.n., second n.n. and third n.n. pairs, respectively. t , t^0 and t^{00} are their corresponding hopping integrals respectively. We choose t and t^{00} to be positive and t^0 to be negative, appropriate for the hole-doped cuprates; J is the superexchange coupling between the n.n. spins. Table I lists the parameters $ft; t^0=t; t^{\text{00}}=t; J=Jg$ used in our calculations for mono-layered $\text{La}_{2-x}\text{Sr}_x\text{CuO}_4$ (LSCO) and bi-layered cuprate $\text{YBa}_2\text{Cu}_3\text{O}_{7-x}$ (YBCO) or $\text{Bi}_2\text{Sr}_2\text{CaCu}_2\text{O}_{8+x}$ (Bi-2212). These parameters appear consistent with the band-structure calculations¹⁷ and also with the experimental analyses such as the topology of large Fermi surface reported in ARPES^{18,19},

the inelastic light scattering²⁰, neutron scattering^{21,22,23} and two-magnon Raman scattering^{24,25,26} experiments.

TABLE I: Parameters $ft; t^0=t; t^{\text{00}}=t; J=Jg$ used for $\text{La}_{2-x}\text{Sr}_x\text{CuO}_4$ and $\text{YBa}_2\text{Cu}_3\text{O}_{7-x}$ ($\text{Bi}_2\text{Sr}_2\text{CaCu}_2\text{O}_{8+x}$) in the renormalized mean field theory.

	$t(\text{eV})$	$t^0=t$	$t^{\text{00}}=t$	$J=t$
$\text{La}_{2-x}\text{Sr}_x\text{CuO}_4$	0.3	0.1	0.05	0.3
$\text{YBa}_2\text{Cu}_3\text{O}_{7-x}$	0.3	0.3	0.2	0.3
$\text{Bi}_2\text{Sr}_2\text{CaCu}_2\text{O}_{8+x}$				

We use a variational projected d-wave BCS state or the d-RVB state to study the ground state and elementary excitations of the model.² The trial ground state is of the form,

$$|j_L\rangle = P_G |j_{\text{BCS}}\rangle; \quad (2)$$

where the Gutzwiller projection operator $P_G = \prod_i (1 - n_{i\uparrow} n_{i\downarrow})$ is to ensure the constraint of no double occupation of electrons on any lattice site. The BCS state is of the standard form, given by

$$|j_{\text{BCS}}\rangle = \prod_k (u_k + v_k c_{k\uparrow}^\dagger c_{k\downarrow}^\dagger) |j\rangle$$

where $|j\rangle$ is the vacuum, and u_k and v_k are the variational parameters satisfying the normalization condition: $|u_k|^2 + |v_k|^2 = 1$.

In this paper, we use two complementary methods to carry out the Gutzwiller projected variational calculations. One is the renormalized mean-field theory (RMFT), which takes into account of the Gutzwiller projection by a set of renormalization factors.³ The other is the variational Monte Carlo (VMC) method which computes the quantities numerically, followed by a further improvement of the variational wavefunction by using the power Lanczos (PL) method^{15,16} to eliminate or to reduce the bias in the variational approach. It is well known that the variational calculation often overestimates the effect of superconductivity in the true ground state, and the variational calculation usually leads to a larger T_c .⁸

B. Renormalized mean field theory

The RMFT is a Hartree-Fock like mean field theory to approximately treat the projection operator in the Hamiltonian (1). In the RMFT, we apply the Gutzwiller approximation to replace the effect of the projection operator by a set of renormalization factors, which are determined by statistical counting^{3,27}. The variation of a projected state for Hamiltonian H is then approximately

mapped onto that of the corresponding unprojected state for a renormalized Hamiltonian^{1,3}. This method was initially developed by Gutzwiller to study possible ferromagnetism in strongly interacting system²⁷. It was later applied by Brinkman and Rice to study the metal-insulator transition²⁸, and by Vollhardt to study the Fermi liquid theory of Helium-3²⁹.

Let $\langle Q \rangle_i$ be an expectation value of Q in the RVB state $|j_L\rangle_i$, and $\langle Q \rangle_0$ be an expectation value of Q in the BCS state $|j_{BCS}\rangle_i$, then the expectation values of the hopping term and the spin-spin correlation in the RVB states can be written in terms of those in the BCS state,

$$\begin{aligned} \langle c_i^\dagger c_j \rangle_i &= g_t \langle c_i^\dagger c_j \rangle_0; \\ \langle S_i \cdot S_j \rangle_i &= g_s \langle S_i \cdot S_j \rangle_0 \end{aligned} \quad (3)$$

where g_t and g_s are the two renormalization factors for the kinetic and the spin-exchange terms respectively, they are given by³

$$g_t = \frac{2}{1+x}; \quad g_s = \frac{4}{(1+x)^2}$$

with x the hole concentration. The evaluation of H in the RVB state is then mapped onto the evaluation of the renormalized Hamiltonian H^0 in the corresponding BCS state, with H^0 given by

$$H^0 = g_t H_t + g_s H_J \quad (4)$$

The variational energy of the system is then given by

$$W = \langle H \rangle_i = \langle H^0 \rangle_0$$

In this paper, we shall only consider even parity SC state, namely $\langle j_k^\dagger j \rangle = \langle j_k j^\dagger \rangle$, and $v_k u_k = u_{-k} v_{-k}$. We obtain

$$\begin{aligned} W &= 2g_t \sum_k \langle j_k^\dagger j \rangle (k) \\ &+ \frac{g_s}{N} \sum_{k,k^0} V_{k-k^0} (\langle j_k^\dagger j \rangle \langle j_{k^0}^\dagger j_{k^0} \rangle + u_k v_k v_{k^0} u_{k^0}) \end{aligned}$$

where

$$\begin{aligned} \langle j_k^\dagger j \rangle (k) &= 2t(\cos k_x + \cos k_y) - 4t^0(\cos k_x \cos k_y) \\ &\quad - 2t^0(\cos 2k_x + \cos 2k_y); \\ V_{k-k^0} &= \frac{3}{2}J[\cos(k_x - k_x^0) + \cos(k_y - k_y^0)] \end{aligned}$$

with N the total number of lattice sites. The total number of electron operator $N_e = \sum_k c_k^\dagger c_k$ has an expectation value of $\langle N_e \rangle_i = 2 \sum_k \langle j_k^\dagger j \rangle$, so that the hole concentration

$$x = 1 - 2 \sum_k \langle j_k^\dagger j \rangle = N \quad (5)$$

Let μ be the chemical potential, the quantity we wish to minimize is $W^0 = \langle H^0 \rangle_0 = \langle H \rangle_i$, or

$$W^0 = W - 2 \sum_k \langle j_k^\dagger j \rangle$$

The variation is carried out respect to v_k, u_k and ϕ_k . Carrying out this variational procedure, we find that

$$\begin{aligned} \langle j_k^\dagger j \rangle &= \frac{1}{2}(1 - \phi_k) = E(k); \\ \langle j_k j^\dagger \rangle &= \frac{1}{2}(1 + \phi_k) = E(k); \\ u_k v_k &= \phi_k = 2E(k) \end{aligned} \quad (6)$$

with

$$E(k) = \frac{q}{2(k)^2 + j(k)^2}$$

The parameters $\phi(k)$ and q are related to the particle-hole and particle-particle pairing amplitudes which are introduced below in Eq.[7,8], $E(k)$ turns out to be the energy of a quasiparticle in the SC state.³ We define

$$q = \langle c_{1\#}^\dagger c_{1+}^\dagger \rangle_\# = \langle c_{1\#}^\dagger c_{1+}^\dagger \rangle_i; \quad (7)$$

$$= \langle c_{1\#}^\dagger c_{1+}^\dagger \rangle_i \quad (8)$$

with $\hat{x} = \hat{x}/\hat{r}$, the n.n. unit vector. For the $d_{x^2-y^2}$ pairing symmetry, $\phi_x = \phi_y = 0$, $\phi_{x^2-y^2} = \phi$, and $\phi(k)$ and q have the forms

$$\phi(k) = q \cos(k) = q(\cos k_x + \cos k_y); \quad (9)$$

$$q = q_0(\cos k_x - \cos k_y) \quad (10)$$

where $q_0 = (3g_s J = 4) \phi_0$, $q_0 = (3g_s J = 4) \phi_0$ and $e = \phi_0 + \phi_0 \langle N_e \rangle_0 = N \phi_0$. The mean fields ϕ_0 and q_0 can be determined by solving these self-consistent equations [5-10]. The SC order parameter is defined as

$$\langle R_{ij} \rangle = \langle c_{i\#}^\dagger c_{j\#}^\dagger \rangle = \langle c_{i\#}^\dagger c_{j\#}^\dagger \rangle_i$$

which is related to the variational parameter ϕ_0 in the Gutzwiller approximation,^{1,3}

$$\phi_{SC} = g_t \phi_0 \quad (11)$$

C. Variational Monte Carlo method

In the VMC calculation, we first rewrite the wavefunction Eq.(2) in the Hilbert space with fixed number of N_e electrons doped with even number of n holes,

$$|j_{RVB}\rangle_i = P_G \left(\prod_k \frac{v_k}{u_k} c_k^\dagger c_{k\#}^\dagger \right)^{(N_e - n)/2} |j_0\rangle_i \quad (12)$$

with

$$\begin{aligned} \frac{v_k}{u_k} &= \frac{P_{MC}(k)}{P_{MC}(k) + \frac{P_{MC}(k)^2 + j_{MC}(k)^2}{2}}; \\ P_{MC}(k) &= 2t(\cos k_x + \cos k_y) - 4t^0 \cos k_x \cos k_y \\ &\quad - 2t^0(\cos 2k_x + \cos 2k_y) - v; \\ P_{MC}(k) &= 2v(\cos k_x - \cos k_y) \end{aligned}$$

where v_x and v_y are variational parameters, with v_x related to the d-wave SC order parameter and v_y similar to the chemical potential. Note that we have used subscript M C to distinguish the parameters here from those adopted in the section B, and that we have included two additional variational parameters t_v^0 and t_v^{∞} , which are usually not equal to the bare values t^0 and t^{∞} because the constraint strongly renormalizes the hopping amplitude. That is to say, the form of $M_C(k)$ in the variational wavefunction can be different from the dispersion function of the non-interacting electrons. These variational parameters determine the Fermi surface topology. Then, the quasi-particle excitations are created by adding holes into Eq.(12):

$$|j_{exc}(q)\rangle = P_G \sum_k \frac{v_k}{u_k} c_k^\dagger c_{k+q}^\dagger |j_0\rangle \quad (13)$$

From Eq.(13) we calculate the energy dispersion for a given doping density by using VMC. The system used in this paper is of 12×12 sites with periodic boundary conditions.¹ We then fit the quasi-particle energy with the formula $a \frac{v_k^2}{k^2} + b$ to determine the renormalized parameters, with a and b the fitting parameters. Additionally, in order to eliminate the bias introduced in the trial wavefunction method, the power-Lanczos method^{15,16} which is a hybrid of the power and the variational Lanczos method is used to further improve the trial function. In the power method it can be easily shown that if a trial wave function $|j\rangle$ is not orthogonal to the ground state, $(W - H)^m |j\rangle$ is proportional to the ground state wavefunction as the power m approaches infinity. W is an appropriately chosen constant to make the ground state energy the largest eigenvalue of the $W - H$ matrix. In our calculation, the first order Lanczos method, i.e., $m = 1$ is used and the improved trial wavefunction is $|j_{L1}\rangle = (1 + C_1 H) |j\rangle$. C_1 is a new variational parameter. The results described below denoted as PL1 are calculated with the trial wavefunction $(1 + C_1 H) |j\rangle$.

III. BASIC PARAMETERS

In this section, we discuss the parameters of nodal quasiparticles in the d-wave SC Cu-oxides and make comparisons between the theory and experiments. It has been well established in experiments that the cuprate superconductivity has $d_{x^2-y^2}$ -wave pairing³⁰. There are four nodes in the k -space, where the quasi-particle dispersion $E_k = a \frac{v_k^2}{k^2} + b$ approaches zero. The typical Fermi surface (FS) in HTSC is shown in Fig.1, together with the

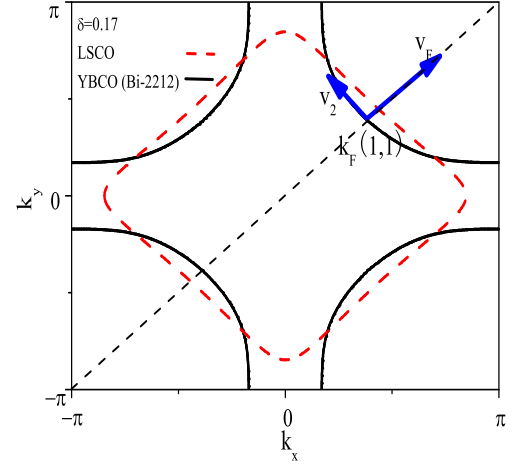


FIG. 1: Illustration of Fermi surface for LSCO (dashed square) and for YBCO (solid line), and the location of the gap nodes $k_F(1; 1)$. The "Fermi velocity" v_F and the "gap velocity" v_2 are defined as the slopes of the quasi-particle energy along and perpendicular to the nodal direction. v_F and v_2 specify the Dirac cone for the nodal quasi-particle dispersion.

"Fermi velocity" v_F and the "gap velocity" v_2 which are defined as the slopes of E_k along the direction perpendicular and tangential to the Fermi surface at the nodes $k_F(1; 1)$. $2k_F$ is the Fermi wave-vector along the diagonal direction. Different from the conventional s-wave pairing symmetry, low energy quasiparticles in the vicinity of these nodes can be excited easily by thermal fluctuation, impurity scattering, or disorder effects. These low energy nodal quasiparticles affect strongly physical properties of HTSC at low temperatures.

A. Fermi wave-vector

From the ARPES data, it is known that a transition from a hole-like Fermi surface centered at $(\pi; \pi)$ to an electron-like Fermi surface centered at $(0; 0)$ occurs slightly above the optimal doping in both LSCO and Bi-2212.^{18,31,32} For Bi-2212, ARPES experiments suggest that k_F is weakly doping-dependent³³ and $\frac{2k_F}{\pi} \approx 0.43A^{-1}$.³⁴ For optimally doped YBCO_{6.95}, $\frac{2k_F}{\pi} \approx 0.53A^{-1}$ ^{35,36} and for underdoped $La_{2-x}Sr_xCuO_4$ ($x = 0.063$), $\frac{2k_F}{\pi} \approx 0.55A^{-1}$ ³⁷ with the lattice constant $a = 3.8\text{\AA}$. These experimental data are shown in Fig.2, compared with our theoretical calculation where k_F is determined by $\epsilon(k) = 0$ along the diagonal direction. For all the method considered, we found that k_F decreases with increasing doping and k_F decreases more rapidly in YBCO (Bi-2212) than in LSCO. The values of k_F for the underdoped LSCO and optimally doped Bi-2212 and

¹ The VMC results reported here are for H in Eq.(1) with an additional term of $(1/4)n_i n_j$ in H_J . This additional term is a constant at the half-filled.

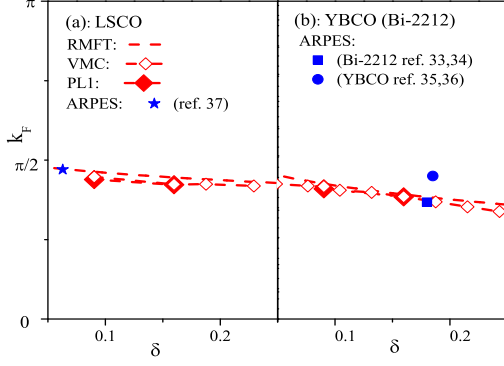


FIG. 2: Comparison of the doping dependence of the Fermi wave-vector k_F obtained from our theoretical calculation with those obtained by the ARPES^{33,34,35,36,37} for (a) LSCO and (b) YBCO (Bi-2212). Theoretical results are obtained using parameters listed in Table I for LSCO and YBCO (Bi-2212) with the in-plane lattice constant $a = 3.8\text{\AA}$. RMFT: renormalized mean field theory; VMC: variational Monte Carlo; PL1: Power Lanczos to the first order.

YBCO agree qualitatively with the experimental data.

B. Fermi velocity v_F

In the vicinity of the gap nodes, the quasiparticle dispersion can be expressed as

$$E(k) = \frac{q}{v_F^2 k_k^2 + v_2^2 k_\parallel^2}$$

where v_F (v_2) and k_k (k_\parallel) are the components of the velocity and wave-vector perpendicular (parallel) to the Fermi surface, respectively.

The Fermi velocity extracted from the slope of the quasiparticle dispersion obtained by the ARPES is found remarkably universal, independent of the doping concentration, $v_F \approx 250 - 270 \text{ km/s}$ within an experimental error of 10%^{34,38}.

In the RMFT, v_F and v_2 are given by the following equations

$$v_F = \frac{p}{2} \sin(k_F) j \quad (14)$$

$$2(g_t t + \frac{1}{2}) - 4g_t j^0 j \cos(k_F) + 8g_t t^0 \cos(k_F)$$

$$v_2 = \frac{p}{2} \sin(k_F) \quad (15)$$

Shown in Fig.3 is the value of v_F obtained from Eq.[14]. v_F increases with doping. The VMC gives essentially the same results. In the optimally-doped and overdoped regime, this trend does not deviate greatly from the experimentally observed universality. However, the value of v_F appears underestimated in the RMFT for the extended t-J model compared with the experimental data

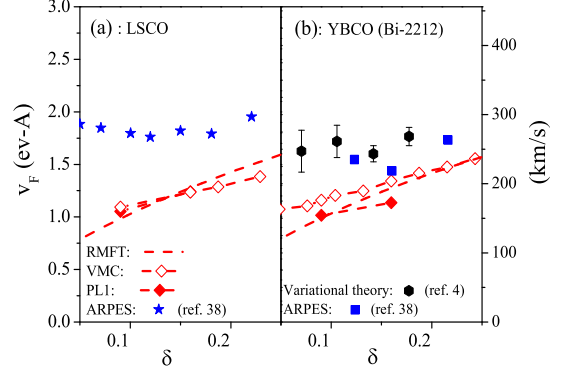


FIG. 3: Fermi velocity v_F vs hole concentration δ . Hexagons with error bars are obtained using variational theory in Ref.⁴ with the correction of order of $O(J=t)$ included for the Hubbard model. ($1 \text{ eV} = 152 \text{ km/s}$)

and with that obtained for the Hubbard model by including the correction of order of $O(J=t)$ reported previously by Paramakintiet al.^{1,4}.

C. "Gap velocity" v_2

The "gap velocity" v_2 is the slope of the SC energy gap along the Fermi surface at the gap node. Together with k_F and v_F , v_2 specifies the Dirac cone for the nodal quasiparticle dispersion. Among them v_2 plays a crucial role in determining the nodal physics of HTSC. This is because k_F and v_F are rather universal, depending weakly on the doping concentration. Furthermore, v_2 is much smaller than v_F , and many physical properties are related to v_2 in the form of the ratio v_F/v_2 , therefore a small variation in v_2 may lead to a drastic change of v_F/v_2 , hence of some physical quantities.

Experimentally, v_2 is difficult to be determined accurately. It depends strongly on the doping concentration and other material properties. A number of experiments may be used to extract v_2 . These experiments include ARPES^{18,34}, the temperature dependence of in-plane magnetic penetration depth $(T)^{39}$, the electronic specific heat $C_{el}^{40,41,42,43}$, and the linear residual thermal conductivity $\kappa_0 = T \chi_0^{36,44,45,46}$. The linear residual thermal conductivity is robust against renormalization due to quasiparticle interactions as well as vertex corrections. In the SC state, $\kappa_0 = T \chi_0 = 0 - v_F/v_2 = v_F/v_2$ is universal⁴⁷ and it does not depend on the impurity scattering rate.

Fig.4 shows the doping dependence of v_2 and the ratio v_F/v_2 . The calculation shows that v_2 drops quasi-linearly with increasing doping. This behavior is consistent with the recent experiment of the magnetic field dependence of the specific heat on LSCO⁴³. Our calculation gives

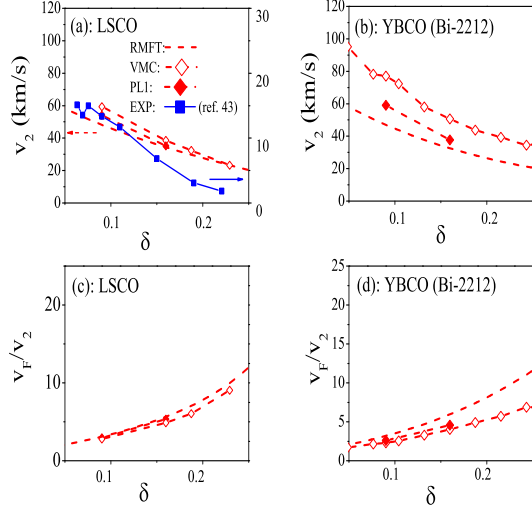


FIG. 4: Panels (a,b) : \Gap velocity" v_2 vs hole concentration δ . For optimally doped YBCO (Bi-2212), $v_2 = 10 - 20 \text{ km/s}$ was reported by various kinds of experiments^{34,36,45}. The experimental data indicated in panel (a) is achieved by measuring the magnetic field dependence of the specific heat on LSCO at the zero temperature limit⁴³. Panels (c,d): the ratio v_F/v_2 vs hole concentration δ . The doping dependence of the ratio v_F/v_2 is similar to that observed in the thermal conductivity experiments (see Fig.6).

$v_2 = 20 - 30 \text{ km/s}$ at an optimal doping, which is larger than the reported experimental value of $10 - 20 \text{ km/s}$ for YBCO (Bi-2212) obtained from the thermal conductivity measurement^{45,46} and the ARPES^{34,36}, and of 7 km/s for LSCO obtained from the measurements of magnetic field dependence of the specific heat at the zero temperature limit⁴³. In the RMFT, $v_F/v_2 = 1$ at zero doping. As doping increases, v_F/v_2 increases rapidly. The doping dependence is qualitatively consistent with the data reported in the thermal conductivity measurements.^{45,46}

In our theoretical calculation, despite the great difference between the hopping integrals t^0 and t^{π} for YBCO (Bi-2212) and LSCO, the values of v_2 are only slightly different. This result is also in qualitative agreement with the thermal conductivity measurements. In the next section we will use our theoretical result of v_2 and v_F to extract some physical observables and compare with experimental results.

IV. NODAL PHYSICS

In HTSC, d-wave pairing symmetry leads to a dome-like quasiparticle dispersion around the gap nodes. In the SC state, the gapless quasiparticle excitations in the vicinity of nodes dominate the low temperature physical properties. It is of fundamental importance to explore

physical properties of these quasiparticle excitations.

In the clean limit, the density of states (DOS), $\rho(\epsilon)$, of low lying quasiparticles near the nodes is linear,

$$\rho(\epsilon) = \frac{2}{v_F v_2} \epsilon \quad (16)$$

The linear coefficient of $\rho(\epsilon)$ is inversely proportional to the nodal velocities v_F and v_2 . This linearity in energy of $\rho(\epsilon)$ leads to many unconventional physical behaviors such as the quadratic electronic specific heat^{34,36,40,48}, the linear residual thermal conductivity^{36,44,45,49} and the linear decreasing of superfluid density^{50,51}. Experimental observations of these behaviors have provided some of the early evidences for unconventional $d_{x^2-y^2}$ pairing symmetry in HTSC. The nature of the interactions of nodal quasiparticles is not so clear in HTSC.^{34,48} Some have used a renormalization factor to describe the effect of quasiparticle interactions on the electronic specific heat and on the in-plane magnetic penetration depth.^{34,48} In this paper, we shall neglect quasiparticle interactions and set the renormalization factor to unity.

A. Electronic specific heat

The linear low energy DOS $\rho(\epsilon)$ leads to a quadratic temperature dependence of the low temperature electronic specific heat in the HTSC, given by

$$C_{el} = \gamma T = T^2; \quad \gamma = \frac{21.6 k_B^3}{\pi^2 v_F v_2} \quad (17)$$

Fig.5 compares our theoretical results with the experiments for LSCO and YBCO.^{39,40,41} The experimental result for LSCO shows a general tendency to increase as doping increases, and the rapid increase of γ in the overdoped region might be due to the Fermi level crossing of the a_1 band at $(\pi, 0)$, which yields an additional channel to thermally excited quasiparticles. In our theoretical results, the doping dependence of γ is similar for LSCO and YBCO. The values of γ are about $0.01 - 0.03 \text{ mJ/mol K}^3$ which are comparable to the experimental value of YBCO,^{40,41} but much smaller than the value of LSCO³⁹.

B. Thermal conductivity

In the presence of a small amount of disorder or impurities, the nodal quasiparticles are delocalized and can carry both heat and charge. For dilute non-magnetic impurities, there will be a residual normal fluid due to these delocalized and conductive quasiparticles. The most striking property of this conduction mechanism is the universal limit, i.e. the quasiparticle transport is independent of the scattering rate as $T \rightarrow 0$. With increasing the impurity concentration, the mean free path

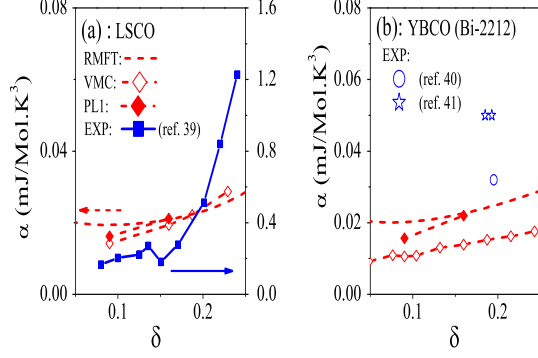


FIG. 5: The quadratic coefficient of the electronic specific heat: $\alpha = C_{el}T^2$ vs hole concentration δ .

is reduced, but the normal fluid density increases.^{47,52} In the SC state with a random distribution of impurities of an energy scale $E_{im} < k_B T_C$, the low temperature thermal conductivity is linear,^{47,52} and is given by

$$\frac{\kappa_0}{T} \Big|_{T=0} = \frac{k_B^2}{3} \frac{n}{d} \left(\frac{v_F}{v_2} + \frac{v_2}{v_F} \right) \quad (18)$$

where $d=n$, the stacking density of CuO_2 planes, has the values of 6.6Å, 5.8Å, 7.72Å for LSCO, YBCO, Bi-2212, respectively. This formula is obtained within the self-consistent T-matrix approximation, and it may break down if the impurity scattering is strong.⁵³ This universal behavior of the thermal conductivity provides a robust and direct measurement of $v_F = v_2$ in the SC state.

Fig.6 shows our theoretical results of $\kappa_0/T|_{T=0}$ compared with the experimental results for LSCO and YBCO (Bi-2212).^{36,45,46,49,54} Experimentally, above a critical doping p_c , both LSCO and YBCO (Bi-2212) are thermal metals and $\kappa_0/T|_{T=0}$ increases steadily as δ in the underdoped regime and very rapidly in the overdoped regime. Such observation strongly supports the notion that there are well defined nodal quasiparticles in the clean limit. The difference of the residual thermal conductivity between LSCO and YBCO (Bi-2212) is much smaller compared with the electronic specific heat shown in Fig.5. In the lightly underdoped regime $\delta < p_c$, the low temperature behavior of κ_0/T remains unclear^{49,54}. However, it is clear that $\kappa_0/T \rightarrow 0$ as $T \rightarrow 0$ in LSCO^{55,56}. The thermal insulating behavior in LSCO is probably due to the localization of quasiparticles due to disorder effects.

In our calculation, the SC state and the delocalized quasiparticles are assumed to prevail in the heavily underdoped region. The theoretical results deviate from the experimental ones by a factor of 2–4. We attribute this discrepancy to the overestimated gap velocity v_2 in the theory.

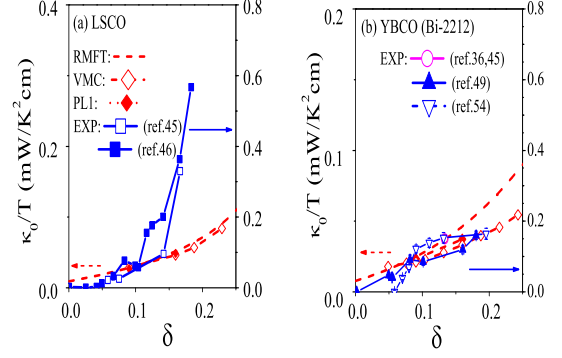


FIG. 6: Linear residual thermal conductivity κ_0/T vs hole concentration δ .

C. In-plane magnetic penetration depth

The magnetic penetration depth $\lambda(T)$ is related to the superfluid density n_s by

$$\frac{n_s(T)}{m} = \frac{n_s(0)}{m} \quad \frac{n(T)}{m} = \frac{c^2}{4} \frac{1}{e^2}$$

where m is the effective mass of the charge carriers, and will be assumed to be doping independent, and n is the normal fluid density.⁵⁰ At low temperatures, n is contributed from the thermally excited quasiparticles near the nodes, and is given by

$$\frac{n(T)}{m} = \frac{2 \ln 2}{d v_2} \frac{n v_F k_B T}{\sim^2} :$$

The linear temperature coefficient of $n_s(T)/m$ is proportional to $v_F = v_2$.

At low temperatures, the temperature dependence of $\lambda(T)$ is very weak, and $\lambda(0)$ is about several thousands angstroms.^{39,51,57,58,59,60} The first and second derivative of the penetration depth with respect to temperature can be approximately expressed as

$$\frac{d\lambda(T)}{dT} \Big|_{T=0} = -\frac{3}{4} \lambda(0) \ln 2 \frac{e^2}{c^2} \frac{k_B}{\sim^2} \frac{n v_F}{d v_2} ; \quad (19)$$

$$\frac{d^2\lambda(T)}{dT^2} \Big|_{T=0} = -\frac{8 \ln 2}{c^2} \frac{e^2}{\sim^2} \frac{k_B}{\sim^2} \frac{n v_F}{d v_2} : \quad (20)$$

Panels (a) and (b) of Fig.7–9 show the zero temperature in-plane magnetic penetration depth $\lambda(0)$ and $\lambda^2(0)$. Experimentally, as δ increases, $\lambda(0)$ in LSCO monotonically decreases^{39,60}, while $\lambda(0)$ in YBCO and in $\text{Bi}_2\text{Sr}_2\text{Ca}_{1-x}\text{Y}_x\text{Cu}_2\text{O}_{8+}$ increase with doping in the overdoped region^{61,62}. The experimental results of $\lambda^2(0)$ in LSCO and underdoped YBCO (Bi-2212) show a linear doping dependence, supporting the idea that the zero temperature superfluid density $n_s(0)$ is proportional

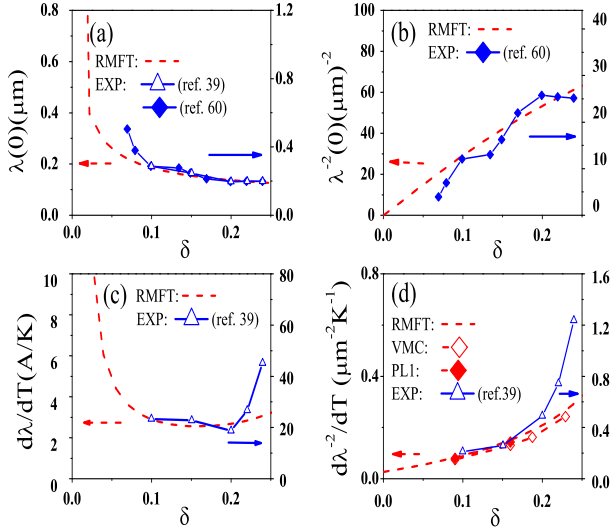


FIG. 7: In-plane magnetic penetration depth in LSCO vs hole concentration.

to the doping concentration in the underdoped region. In our RMFT, in the SC phase, $\lambda^2(O)$ is nearly linear with the hole doping and $\lambda(O)$ diverges at zero doping within the approximation that all optical spectral weights are condensed to the zero energy in the t-J model. Our theoretical results of $\lambda(O)$ ($\lambda^2(O)$) agree with the experimental data for LSCO and YBCO in the underdoped region. In $\text{Bi}_2\text{Sr}_2\text{Ca}_{1-x}\text{Y}_x\text{Cu}_2\text{O}_{8+}$, our theoretical results show a discrepancy with the experiments.

Panels (c,d) of Fig. 7-9 show the derivatives of the penetration depth with respect to temperature, $d\lambda/dT$ and $d\lambda^2/dT$. In the underdoped or slightly overdoped region, $d\lambda/dT$ decreases with increasing doping in all three compounds.^{39,51,57,58,59,60} In the heavily overdoped region $d\lambda/dT$ increases with doping in both LSCO and $\text{Bi}_2\text{Sr}_2\text{Ca}_{1-x}\text{Y}_x\text{Cu}_2\text{O}_{8+}$. In LSCO, $d\lambda^2/dT$ increases steadily with doping;^{39,60} In YBCO, an opposite tendency was observed⁵⁸ in the underdoped region < 0.10 . The anomalous increase in the underdoped region was previously shown to qualitatively agree with the behavior of the results in the d-density wave state.^{58,63,64} In our RMFT, similar doping dependence of $d\lambda/dT$ is obtained. However, there is a great discrepancy on the absolute values between the experiments and our theoretical results. We argue that some other mechanism may be responsible for the large value of $d\lambda/dT$ observed in experiments.²⁶

V. OTHER PHYSICAL PROPERTIES

A. Drupe Weight

The Drupe weight or the superfluid stiffness D is a measurement of superfluid condensation. In the linear-response theory, within the approximation that in the t-J

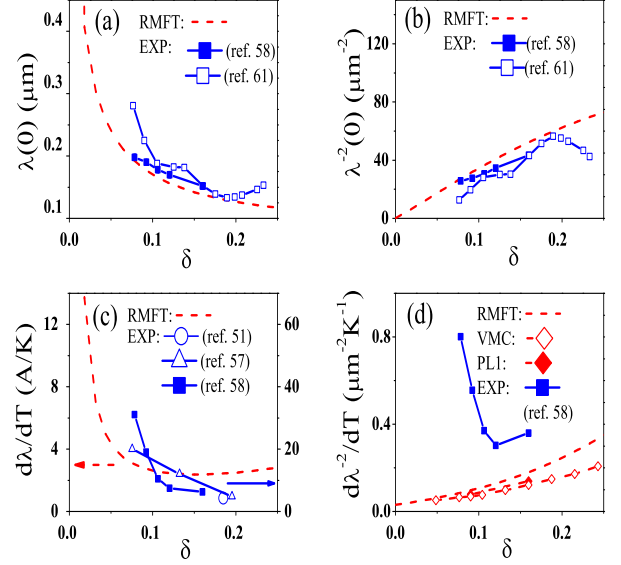


FIG. 8: In-plane magnetic penetration depth in YBCO vs hole concentration.

model all optical spectral weights are condensed to zero energy, the Drupe weight D can be given by⁶⁵

$$D = \frac{e^2}{4\pi\omega_0^2} \frac{1}{d} \frac{n}{d} \frac{2}{0} \frac{Z}{d! \text{Re}(\omega_0)} = \frac{\hbar E_{\text{kin}}}{2} \quad (21)$$

D is related to the plasma frequency ω_p by $\omega_p^2 = \frac{4\pi n e^2}{m} = \frac{2}{d} \frac{Z}{d! \text{Re}(\omega_0)}$. In optical reactivity measurements, the frequency-dependent conductivities can be derived from the reactivity spectra. By integrating the spectral weight below 125 eV, $(\omega_p)^2$ was found to vanish linearly with the decrease of doping concentration in the low doping regime, and for optimally doped YBCO $(\omega_p)^2 \propto 4.5 \text{ eV}$ along the a-axis (without the contribution from the CuO chain) i.e. $D \propto 145 \text{ meV}$.⁶⁶

Fig. 10 shows the RMFT result for Drupe weight. Our results agree with those obtained with a finite cut-off of the integration in Eq. 21 to get rid of the contributions due to transitions from the ground state to the 'upper Hubbard band',⁴ those results include the correction of order of $O(J/t)$. The Drupe weight increases almost linearly in the underdoped regime. Around the optimal doping, our RMFT result of the Drupe weight is about 60 meV, in agreement with the optical reactivity experimental data given in Ref.⁶⁶.

B. The antinodal quasiparticle energy $E(\pi; 0)$

Around the antinodal point $(\pi; 0)$, the quasiparticle dispersion becomes flat. This flat band has been stud-

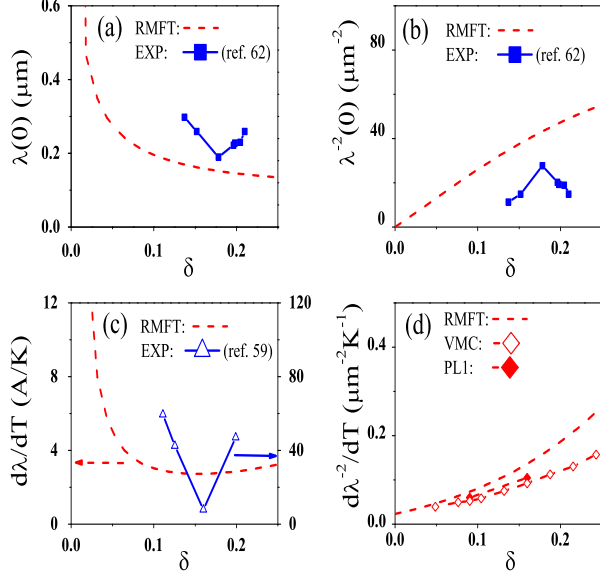


FIG. 9: In-plane magnetic penetration depth in $\text{Bi}_2\text{Sr}_2\text{Ca}_{1-x}\text{Y}_x\text{Cu}_2\text{O}_{8+\delta}$ vs hole concentration δ .

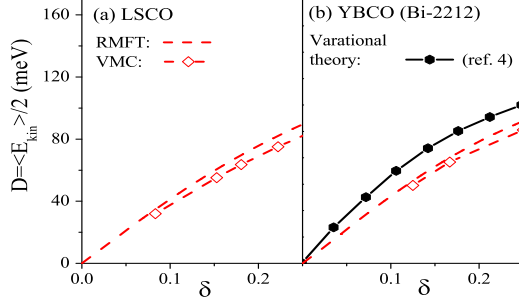


FIG. 10: Druide weight D vs hole concentration δ . Solid hexagons are the variational calculation given in Ref.⁴ for the Hubbard model with a finite cut-off to get rid of the contribution due to transitions from the ground state to the "upper Hubbard band". In optical reactivity measurements, the Druide weight is proportional to $(\omega_p)^2$, for optimally doped YBCO $(\sim \omega_p)^2 \sim 4.5\text{eV}$ along the a -axis i.e. $D \sim 145\text{meV}$.⁶⁶

ied intensively by experiments.^{18,31,67,68,69} In the RMFT study, the energy of quasiparticle excitations at $(\pi, 0)$ is given by:

$$E(\pi, 0) = \frac{P}{(4g_{\text{t}}t^0 - 4g_{\text{t}}t^0 - e)^2 + 4t^2} \quad (22)$$

Fig.11 shows the doping dependence of $E(\pi, 0)$ obtained in our calculation compared with the experimental results^{18,67}. The experimental results obtained by AIPES (angle-integrated photoemission spectroscopy) and ARPES agree well with each other. In LSCO, the

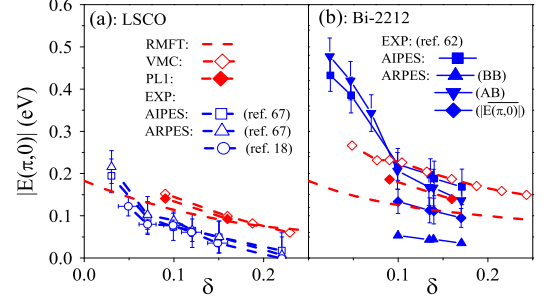


FIG. 11: The quasiparticle energy $E(\pi, 0)$ vs hole concentration δ .

energy position of the π band lies about 200–300 meV below the Fermi energy for lightly underdoped state, and is shifted up to the Fermi level quickly with increasing doping, finally crosses the Fermi level at optimal doping or slightly overdoped. In Bi-2212, two branches of π bands (bonding band and anti-bonding band) were observed due to the bilayer splitting. They are determined by the low and high binding energies of the peak-dip-hump character. The average $E(\pi, 0)$ of the two bands⁶⁷ is shown in Fig.11(b). The bonding band has the same doping dependence as that in LSCO. The anti-bonding band lies much higher than the bonding band.

In our calculation, without taking the bilayer coupling into consideration, our theoretical calculation of $E(\pi, 0)$ in Bi-2212 should correspond to the average $E(\pi, 0)$. Similar doping dependence is observed experimentally. $E(\pi, 0)$ approaches to the Fermi level with increasing doping, but does not get very close to the Fermi level even in the overdoped regime in contrary to LSCO. In VMC and PLI simulation, the value of $E(\pi, 0)$ is much more closer to $E(\pi, 0)$ of Bi-2212 but is much larger than in LSCO.

C. Chemical potential shift

Fig.12 shows the electron chemical potential shift e , compared with experimental data for LSCO⁷¹ and Bi-2212⁷⁰. In the RMFT, e is given by

$$e = \frac{1}{N} \frac{\partial \ln Z}{\partial \mu} \quad (23)$$

The experimental data were deduced from the shifts of photoemission and inverse-photoemission spectra of the core states of LSCO and Bi-2212. In LSCO the chemical potential shift e was found to be pinned close to zero energy in underdoped regime.^{70,71,72} In Bi-2212, the chemical potential shift is not pinned at zero energy and shows a more rigid-band-like behavior.

In our calculations, the chemical potential shift agrees qualitatively with the experimental data. It is also con-

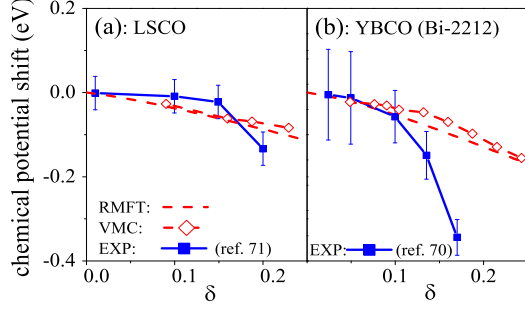


FIG. 12: Chemical potential shift ϵ vs hole concentration δ . The experimental data were deduced from the shifts of photoemission and inverse-photoemission spectra of the core states of LSCO⁷¹ and Bi-2212⁷⁰.

sistent with the result obtained by the exact diagonalization of the t - t' - J model⁷³. Furthermore, the shift is found to be larger in Bi-2212 than in LSCO in the entire hole doping range, in agreement with the experiments.

D. Quasiparticle spectral weight

Fig. 13 shows the nodal quasiparticle spectral weight Z . In ARPES experiments the quasiparticle spectral weight Z can be deduced from the spectral weight of the quasiparticle coherent peak at the gapless nodes³² or from the formula $Z = 1/(1 + \lambda)$,⁴ where the coupling constant λ can be extracted from the real part of self-energy $\text{Re}(\Sigma(k; i))$ of the spectral function⁷⁴. In the RMFT analysis, the nodal quasiparticle spectral weight is equal to the renormalized factor of the hopping term g_t . Our theoretical results for the doping dependence of Z agree well with the experimental results. The nodal quasiparticle spectral weight grows almost linearly in the whole doping region shown. The results from VMC⁴ is presented for a complementary comparison.

E. Superconducting gap

Experimentally the maximal superconducting gap Δ_m can be measured by the thermal conductivity, ARPES, or other techniques. For example, from the thermal conductivity⁴⁵, Δ_m can be determined by assuming $\Delta_m = \sim k_F v_2/2$ with "universal" Fermi velocity v_F ³⁸ and "weakly" doping dependent k_F ³³. In the ARPES, the midpoint shift of the leading edge of the quasiparticle spectral at $(\pi, 0)$ is approximately equal to Δ_m . One can also determine Δ_m by fitting the gap dispersion on the Fermi surface with the formula $\Delta(\theta) = \Delta_m \cos 2\theta$, where θ is the Fermi surface angle.^{71,75,76,77,78}

In Fig. 14 (a,c), our theoretical results of $\Delta_m = (\cos k_x - \cos k_y)/2$ are shown and compared with the

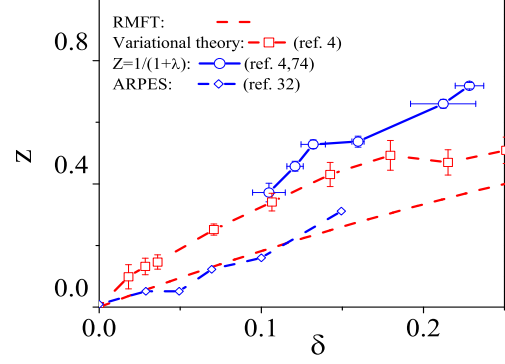


FIG. 13: Nodal quasiparticle weight Z vs hole concentration δ . $Z = 1/(1 + \lambda)$ was estimated in ref.⁴, where λ is the coupling constant, estimated from the spectra function in ARPES⁷⁴. The results from VMC simulation⁴ is presented for a complementary comparison.

experimental data^{45,71,75,78}. The doping dependence of Δ_m agrees with the experiments, but the absolute values are about twice larger than the experimental ones in YBCO (Bi-2212).

Fig. 14 (b,d) compare the value of $\Delta_{SC} = g_t$ with the BCS gap $\Delta_{BCS} = 2.14 k_B T_c$ obtained by assuming $T_c = T_c^{\text{max}}(1 - 82.6(\delta - 0.16)^2)$, ($T_c^{\text{max}} = 95\text{K}$ for Bi-2212, 35K for LSCO)⁷⁹. Δ_{SC} and Δ_{BCS} are roughly proportional to each other.

VI. SUMMARY

In this paper we have made a systematic comparison between the plain vanilla RVB theory and a broad spectrum of experimental data of low energy physical properties in cuprates. In our theoretical calculations with both RMFT and VMC, the only parameters are the spin coupling and the hopping integrals of electrons on the CuO_2 plane, which are known quite accurately. We have found a qualitatively good agreement between the theory and the experiments on almost all the quantities we have studied, including the specific heat, the thermal conductivity, the in-plane magnetic penetration depth, and the antinodal quasiparticle energy, the Druide weight, and the superconducting gap. The agreement on the doping dependences of these properties is remarkable except in the heavy overdoped regime. The major discrepancy is on the absolute values of some quantities, which may be attributed to the large value of v_2 estimated in the theory. The comparison would be quite satisfactory quantitatively if one had used a theoretical value of v_2 by 2–4 times smaller, which indicates a possibility of overestimate of the gap. (It is known that the gap estimated in the VMC calculation is overestimated by a factor of 2 or more). This discrepancy could also be due to the

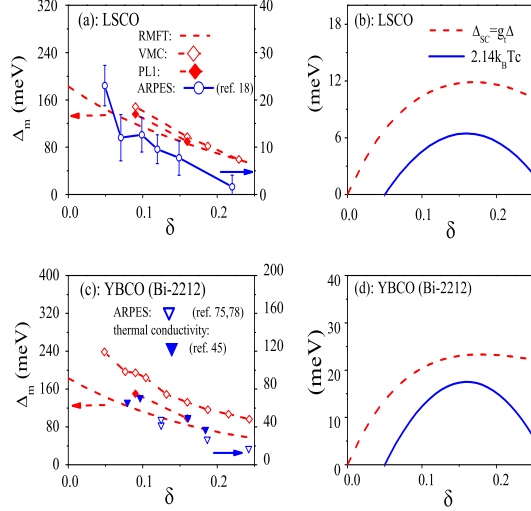


FIG. 14: Panels (a,c): The maximal superconducting gap Δ_m vs hole concentration δ . Panels (b,d): comparison of the superconducting order parameter $\Delta_{sc} = g_t$ in our RMFT calculation with the gap $\Delta_{BCS} = 2.14k_B T_c$, where T_c is estimated from $T_c = T_c^{max} (1 - 82\delta(1 - 0.16\delta)^{7.9})$ ($T_c^{max} = 35K$ for LSCO and $T_c^{max} = 95K$ for YBCO (Bi-2212)).

simplification of the model Hamiltonian or the approximate wavefunction. More investigation will be needed to address these issues.

V II. ACKNOWLEDGEMENT

This work was partially supported by the RGC grant in Hong Kong, and NSC 94-2112-M-001-003 grant in Taiwan.

- ¹ P. W. Anderson, P. A. Lee, M. Randeria, T. M. Rice, N. Trivedi, and F. C. Zhang, *J. Phys.: Condens. Matter* **16**, R755 (2004).
- ² P. W. Anderson, *Science* **235**, 1196 (1987).
- ³ F. C. Zhang, C. Gros, T. M. Rice and H. Shiba, *Supercond. Sci. Technol.*, **1**, 36-46 (1988), and cond-mat/0311604.
- ⁴ A. Paramakanti, M. Randeria, and N. Trivedi, *Phys. Rev. Lett.* **87**, 217002 (2001); M. Randeria, A. Paramakanti, and N. Trivedi, *Phys. Rev. B* **69**, 144509 (2004); A. Paramakanti, M. Randeria, and Nandini Trivedi, *Phys. Rev. B* **70**, 054504 (2004).
- ⁵ F. C. Zhang and T. M. Rice, *Phys. Rev. B* **37**, R3759 (1988).
- ⁶ C. Gros, *Phys. Rev. B* **38**, R931 (1988); C. Gros, *Ann. Phys.* **189**, 53 (1989); H. Yokoyama and H. Shiba, *J. Phys. Soc. Japan* **57**, 2482 (1988).
- ⁷ T. K. Lee, C. T. Shih, Y. C. Chen, and H. Q. Lin, *Phys. Rev. Lett.* **89**, 279702 (2002); M. Ogata and A. H. Imada, *J. Phys. Soc. Japan* **72**, 374 (2003).
- ⁸ C. T. Shih, T. K. Lee, R. Eder, C.-Y. Mou, and Y. C. Chen, *Phys. Rev. Lett.* **92**, 227002 (2004); C. T. Shih, Y. C. Chen, C. P. Chou, and T. K. Lee, *Phys. Rev. B* **70**, 220502(R) (2004).
- ⁹ G. Kotliar and J. Liu, *Phys. Rev. B* **38**, R5142 (1988); Y. Suzumura, Y. Hasegawa, and H. Fukuyama, *J. Phys. Soc. Japan* **57**, 2768 (1988). P. A. Lee, *Phys. Rev. Lett.* **63**, 680 (1989).
- ¹⁰ P. W. Anderson and N. P. Ong, cond-mat/0405518; M. Randeria, R. Sensarma, N. Trivedi, and F. C. Zhang, *Phys. Rev. Lett.* **95**, 137001 (2005).
- ¹¹ F. C. Zhang, *Phys. Rev. Lett.* **90**, 207002 (2003); G. Baskaran, *Phys. Rev. Lett.* **90**, 197007 (2003); J. Y. Gan, Y. Chen, Z. B. Su, and F. C. Zhang, *Phys. Rev. Lett.* **94**, 067005 (2005); J. Liu, J. Schmalian, N. Trivedi, *Phys. Rev. Lett.* **94**, 127003 (2005); see also R. Laughlin, cond-mat/0209269.
- ¹² B. Edegger, V. N. Muthukumar, C. Gros, and P. W. Anderson, cond-mat/0512646.
- ¹³ K.-Y. Yang, T. M. Rice, and F.-C. Zhang, cond-mat/0602164.
- ¹⁴ T. Yoshida, X. J. Zhou, K. Tanaka, W. L. Yang, Z. Hussain, Z.-X. Shen, A. Fujimori, S. Komiyama, Y. Ando, H. Eisaki, T. Kakeshita, and S. Uchida, cond-mat/0510608.
- ¹⁵ Y. C. Chen and T. K. Lee, *Phys. Rev. B* **51**, 6723 (1995).
- ¹⁶ C. T. Shih, Y. C. Chen, and T. K. Lee, *Phys. Rev. B* **57**, 627 (1998).
- ¹⁷ E. Pavarini, I. Dasgupta, T. Saha-Dasgupta, O. Jepsen, O. K. Anderson, *Phys. Rev. Lett.* **87**, 047003 (2001).
- ¹⁸ A. Ino, C. Kim, M. Nakamura, T. Yoshida, T. Mizokawa, A. Fujimori, Z.-X. Shen, T. Kakeshita, H. Eisaki, and S. Uchida, *Phys. Rev. B* **65**, 094504 (2002).
- ¹⁹ A. Damascelli, Zhi-Xun Shen, Z. Hussain, *Rev. Mod. Phys.* **75**, 473, (2003).
- ²⁰ K. B. Lyons, P. A. Fleury, L. F. Schneemeyer, and J. V. W. Aszczak, *Phys. Rev. Lett.* **60**, 732 (1988).
- ²¹ J. M. Tranquada, G. Shirane, B. Keimer, S. Shamoto, and M. Sato, *Phys. Rev. B* **40**, 4503 (1989).
- ²² R. Coldea, S. M. Hayden, G. Aeppli, T. G. Perring, C. D. Frost, T. E. Mason, S.-W. Cheong, and Z. Fisk, *Phys. Rev. Lett.* **86**, 5377 (2001).
- ²³ S. M. Hayden, G. Aeppli, P. Dai, H. A. Mook, T. G. Per-

- ring, S.-W. Cheong, Z. Fisk, F. Dogan, and T. E. Mason, *Physica B* 241-243, 765 (1998).
- ²⁴ G. Blumberg, M. Kang, M. V. Klein, K. Kadowaki, and C. Kendziora, *Science* 278, 1427 (1997).
 - ²⁵ Shunji Sugai, Shinichi Shamoto and Masatoshi Sato, *Phys. Rev. B* 38, 6436 (1988).
 - ²⁶ G. Blumberg, P. Abbamonte, M. V. Klein, W. C. Lee, and D. M. Ginsberg, L. L. Miller, A. Zibold, *Phys. Rev. B* 53, R11930 (1996).
 - ²⁷ M. C. Gutzwiller, *Phys. Rev. Lett.* 10, 159 (1963).
 - ²⁸ W. Brinkman and T. M. Rice, *Phys. Rev. B* 2 (1970).
 - ²⁹ D. Vollhardt, *Rev. Mod. Phys.* 56, 99 (1984).
 - ³⁰ C. C. Tsuei and J. R. Kirtley, *Rev. Mod. Phys.* 72, 969 (2000).
 - ³¹ D. S. Dessau, Z.-X. Shen, D. M. King, D. S. Marshall, L. W. Lombardo, P. H. Dickinson, A. G. Loeser, J. D. Carlo, C.-H. Park, A. Kapitulnik, and W. E. Spicer, *Phys. Rev. Lett.* 71, 2781 (1993).
 - ³² T. Yoshida, X. J. Zhou, T. Sasagawa, W. L. Yang, P. V. Bogdanov, A. Lanzara, Z. Hussain, T. Mizokawa, A. Fujimori, H. Eisaki, Z.-X. Shen, T. Kakeshita, S. Uchida, *Phys. Rev. Lett.* 91, 027001 (2003).
 - ³³ H. Ding, M. R. Norman, T. Yokoya, T. Takeuchi, M. Randeria, J. C. Camuzano, T. Takahashi, T. Mochiku, and K. Kadowaki, *Phys. Rev. Lett.* 78, 2628 (1997).
 - ³⁴ J. Mesot, M. R. Norman, H. Ding, M. Randeria, J. C. Camuzano, A. Paramakanti, H. M. Fretwell, A. Kaminski, T. Takeuchi, T. Yokoya, T. Sato, T. Takahashi, T. Mochiku, and K. Kadowaki, *Phys. Rev. Lett.* 83, 840, (1999).
 - ³⁵ M. C. Schabel, C.-H. Park, A. Matsura, Z.-X. Shen, D. A. Bonn, Ruixing Liang, and W. N. Hardy, *Phys. Rev. B* 57, 6090 (1998).
 - ³⁶ May Chiao, R. W. Hill, Christian Lupien, Louis Taillefer, P. Lambert, R. Gagnon, and P. Fournier, *Phys. Rev. B* 62, 3554 (2000).
 - ³⁷ X. J. Zhou, Junren Shi, T. Yoshida, T. Cuk, W. L. Yang, V. Brouet, J. Nakamura, N. Mannella, Seiki Komiyama, Yoichi Ando, F. Zhou, W. X. Ti, J. W. Xiong, Z. X. Zhao, T. Sasagawa, T. Kakeshita, H. Eisaki, S. Uchida, A. Fujimori, Zhenyu Zhang, E. W. Plummer, R. B. Laughlin, Z. Hussain, Z.-X. Shen, *cond-mat/0405130*.
 - ³⁸ X. J. Zhou, T. Yoshida, A. Lanzara, P. V. Bogdanov, S. A. Kellar, K. M. Shen, W. L. Yang, F. Ronning, T. Sasagawa, T. Kakeshita, T. Noda, H. Eisaki, S. Uchida, C. T. Lin, F. Zhou, J. W. Xiong, W. X. Di, Z. X. Zhao, A. Fujimori, Z. Hussain, Z. X. Shen, *Nature* 423, 398 (2003).
 - ³⁹ C. Panagopoulos, B. D. Rainford, J. R. Cooper, W. Lo, J. L. Tallon, J. W. Loram, J. Betouras, Y. S. Wang, and C. W. Chu, *Phys. Rev. B* 60, 14617 (1999).
 - ⁴⁰ D. A. Wright, J. P. Emerson, B. F. Woodfield, J. E. Gordon, R. A. Fisher, and N. E. Phillips, *Phys. Rev. Lett.* 82, 1550 (1999).
 - ⁴¹ Kathryn A. Moler, David L. Sisson, Jeremy S. Urbach, Malcolm R. Beasley, Aharon Kapitulnik, D. J. Baar, R. Liang, and W. N. Hardy, *Phys. Rev. B* 55, 3954 (1997).
 - ⁴² A. Junod, B. Revaz, Y. Wang, and A. Erb, *Physica B* 284-288, 1043 (2000).
 - ⁴³ Hai-Hu Wen, Lei Shan, Xiao-Gang Wen, Yue Wang, Hong Gao, Zhi-Yong Liu, Fang Zhou, Ji-Wu Xiong, and Wenxin Ti, *Phys. Rev. B* 72, 134507 (2005).
 - ⁴⁴ May Chiao, R. W. Hill, Christian Lupien, Bojana Popic, Robert Gagnon, and Louis Taillefer, *Phys. Rev. Lett.* 82, 2943 (1999).
 - ⁴⁵ Mike Sutherland, D. G. Hawthorn, R. W. Hill, F. Ronning, S. Wakimoto, H. Zhang, C. Proust, Etienne Boaknin, C. Lupien, Louis Taillefer, Ruixing Liang, D. A. Bonn, W. N. Hardy, Robert Gagnon, N. E. Hussey, T. Kimura, M. Nohara, and H. Takagi, *Phys. Rev. B* 67, 174520 (2003).
 - ⁴⁶ J. Takeya, Yoichi Ando, Seiki Komiyama, and X. F. Sun, *Phys. Rev. Lett.* 88, 077001 (2002).
 - ⁴⁷ P. A. Lee, *Phys. Rev. Lett.* 71, 1887 (1993).
 - ⁴⁸ T. Xiang, C. Panagopoulos, *Phys. Rev. B* 61, 6343 (2000).
 - ⁴⁹ M. Sutherland, S. Y. Li, D. G. Hawthorn, R. W. Hill, F. Ronning, M. A. Tanatar, J. Paglione, H. Zhang, Louis Taillefer, J. DeBenedictis, Ruixing Liang, D. A. Bonn, and W. N. Hardy, *Phys. Rev. Lett.* 94, 147004 (2005).
 - ⁵⁰ P. A. Lee and Xiao-Gang Wen, *Phys. Rev. Lett.* 78, 4111 (1997).
 - ⁵¹ W. N. Hardy, D. A. Bonn, D. C. Morgan, Ruixing Liang, and Kuan Zhang, *Phys. Rev. Lett.* 70, 3999 (1993).
 - ⁵² A. C. Durst, and P. A. Lee, *Phys. Rev. B* 62, 1270 (2000).
 - ⁵³ P. A. Lee, N. Nagaosa, and Xiao-Gang Wen, *Rev. Mod. Phys.* 78, 17 (2006).
 - ⁵⁴ X. F. Sun, Kouji Segawa, and Yoichi Ando, *Phys. Rev. B* 72, 100502(R) (2005).
 - ⁵⁵ N. E. Hussey, S. Nakamae, K. Behnia, H. Takagi, C. Ueno, S. Adachi, S. Tajima, *Phys. Rev. Lett.* 85, 4140 (2000).
 - ⁵⁶ D. G. Hawthorn, R. W. Hill, C. Proust, F. Ronning, Mike Sutherland, Etienne Boaknin, C. Lupien, M. A. Tanatar, Johnpierre Paglione, S. Wakimoto, H. Zhang, Louis Taillefer, T. Kimura, M. Nohara, H. Takagi, and N. E. Hussey, *Phys. Rev. Lett.* 90, 197004 (2003).
 - ⁵⁷ C. Panagopoulos, J. R. Cooper, and T. Xiang, *Phys. Rev. B* 57, 13422 (1998).
 - ⁵⁸ M. R. Trunin, Yu. A. Nefyodov, and A. F. Shevchun, *Phys. Rev. Lett.* 92, 067006 (2004).
 - ⁵⁹ G. Lamura, J. Le Cochec, A. Gauzzi, F. Licci, D. DiCastro, A. Bianconi, and J. Bok, *Phys. Rev. B* 67, 144518 (2003).
 - ⁶⁰ C. Panagopoulos, T. Xiang, W. Anukool, J. R. Cooper, Y. S. Wang, and C. W. Chu, *Phys. Rev. B* 67, 220502(R) (2003).
 - ⁶¹ C. Bernhard, J. L. Tallon, Th. Blasius, A. Golnik, and Ch. Niedemayer, *Phys. Rev. Lett.* 86, 1614 (2001).
 - ⁶² G. Villard, D. Pelbiquin, and A. Maignan, *Phys. Rev. B* 58, 15231 (1998).
 - ⁶³ Qiang-Hua Wang, Jung Hoon Han, and Dung-Hai Lee, *Phys. Rev. Lett.* 87, 077004 (2001).
 - ⁶⁴ Sumanta Tewari, Hae-Yong Kee, Chetan Nayak, and Sudip Chakravarty, *Phys. Rev. B* 64, 224516 (2000).
 - ⁶⁵ E. Dagotto, *Rev. Mod. Phys.* 66, 763 (1994).
 - ⁶⁶ S. L. Cooper, D. Reznik, A. Kotz, M. A. Karlow, R. Liu, M. V. Klein, W. C. Lee, J. Giapintzakis, and D. M. Ginsberg, B. W. Veal, and A. P. Paulikas, *Phys. Rev. B* 47, 8233 (1993).
 - ⁶⁷ K. Tanaka, T. Yoshida, A. Fujimori, D. H. Lu, Z.-X. Shen, X.-J. Zhou, H. Eisaki, Z. Hussain, S. Uchida, Y. Aizawa, K. Ono, T. Sugaya, T. Mizuno, and I. Terasaki, *Phys. Rev. B* 70, 092503 (2004).
 - ⁶⁸ D. S. Marshall, D. S. Dessau, A. G. Loeser, C.-H. Park, A. Y. Matsura, J. N. Eckstein, I. Bozovic, P. Fournier, A. Kapitulnik, W. E. Spicer, and Z.-X. Shen, *Phys. Rev. Lett.* 76, 4841 (1996).
 - ⁶⁹ K. Gofron, J. C. Camuzano, A. A. Abrikosov, M. Lindroos, A. Bansil, H. Ding, D. Koelling, and B. Dabrowski, *Phys. Rev. Lett.* 73, 3302 (1994).
 - ⁷⁰ N. Harima, A. Fujimori, T. Sugaya, and I. Terasaki, *Phys. Rev. B* 67, 172501 (2003).

- ⁷¹ A. Ino, T. Mizokawa, and A. Fujimori, K. Tamasaku, H. Eisaki, S. Uchida, T. Kimura, T. Sasagawa, and K. Kishio, *Phys. Rev. Lett.* 79, 2101 (1997).
- ⁷² K. Yamada, C. H. Lee, K. Kurahashi, J. Wada, S. Wakimoto, S. Ueki, H. Kimura, Y. Endoh, S. Hosoya, G. Shirane, R. J. Birgeneau, M. G. Reven, M. A. Kastner, and Y. J. Kim, *Phys. Rev. B* 57, 6165 (1998).
- ⁷³ T. Tohyama and S. Maekawa, *Phys. Rev. B* 67, 092509 (2003).
- ⁷⁴ P. D. Johnson, T. Valla, A. V. Fedorov, Z. Yusof, B. O. Wells, Q. Li, A. R. Moodenbaugh, G. D. Gu, N. Koshizuka, C. Kendziora, Sha Jian, and D. G. Hinks, *Phys. Rev. Lett.* 87, 177007 (2001).
- ⁷⁵ M. R. Norman, H. Ding, M. Randeria, J. C. Campuzano, T. Yokoya, T. Takeuchi, T. Takahashi, T. Mochiku, K. Kadowaki, P. Guptasama, and D. G. Hinks, *Nature* 392, 157 (1998).
- ⁷⁶ H. Ding, M. R. Norman, J. C. Campuzano, M. Randeria, A. F. Bellman, T. Yokoya and T. Takahashi, T. Mochiku, and K. Kadowaki, *Phys. Rev. B* 54, R9678 (1996).
- ⁷⁷ J. C. Campuzano, H. Ding, M. R. Norman, H. M. Fretwell, M. Randeria, A. Kaminski, J. Mesot, T. Takeuchi, T. Sato, T. Yokoya, T. Takahashi, T. Mochiku, K. Kadowaki, P. Guptasama, D. G. Hinks, Z. Konstantinovic, Z. Z. Li, and H. Ray, *Phys. Rev. Lett.* 83, 3709 (1999).
- ⁷⁸ P. J. White, Z.-X. Shen, C. Kim, J. M. Harris, A. G. Loeser, P. Fournier, and A. Kapitulnik, *Phys. Rev. B* 54, R15669 (1996).
- ⁷⁹ M. R. Presland et al., *Physica C* 176, 95 (1991)