

Theory of ferromagnetic (III,Mn)V semiconductors

T. Jungwirth

*Institute of Physics ASCR, Cukrovarnická 10, 162 53 Praha 6, Czech Republic and
School of Physics and Astronomy, University of Nottingham, Nottingham NG7 2RD, UK*

Jairo Sinova

Department of Physics, Texas A&M University, College Station, TX 77843-4242

J. Mašek

Institute of Physics ASCR, Na Slovance 2, 182 21 Praha 8, Czech Republic

J. Kučera

Institute of Physics ASCR, Cukrovarnická 10, 162 53 Praha 6, Czech Republic

A.H. MacDonald

Department of Physics, University of Texas at Austin, Austin TX 78712-1081

The body of research on (III,Mn)V diluted magnetic semiconductors initiated during the 1990's has concentrated on three major fronts: i) the microscopic origins and fundamental physics of the ferromagnetism that occurs in these systems, ii) the materials science of growth and defects and iii) the development of spintronic devices with new functionalities. This article reviews the current status of the field, concentrating on the first two, more mature research directions. From the fundamental point of view, (Ga,Mn)As and several other (III,Mn)V DMSs are now regarded as textbook examples of a rare class of robust ferromagnets with dilute magnetic moments coupled by delocalized charge carriers. Both local moments and itinerant holes are provided by Mn, which makes the systems particularly favorable for realizing this unusual ordered state. Advances in growth and post-growth treatment techniques have played a central role in the field, often pushing the limits of dilute Mn moment densities and the uniformity and purity of materials far beyond those allowed by equilibrium thermodynamics. In (III,Mn)V compounds, material quality and magnetic properties are intimately connected. In the review we focus on the theoretical understanding of the origins of ferromagnetism and basic structural, magnetic, magneto-transport, and magneto-optical characteristics of simple (III,Mn)V epilayers, with the main emphasis on (Ga,Mn)As. The conclusions we arrive at are based on an extensive literature covering results of complementary *ab initio* and effective Hamiltonian computational techniques, and on comparisons between theory and experiment. The applicability of ferromagnetic semiconductors in microelectronic technologies requires increasing Curie temperatures from the current record of 173 K in (Ga,Mn)As epilayers to beyond room temperature. The issue of whether or not this is a realistic expectation for (III,Mn)V DMSs is a central question in the field and motivates many of the analyses presented in this review.

Contents

		D. Impurity band and polaronic models	17
I. Introduction	2	IV. Structural properties	17
A. Functional (III,Mn)V material requirements	3	A. Impurity formation energies and partial concentrations	17
B. Search for high transition temperatures	3	B. Lattice constant variation	20
C. Conventional spintronics	4	V. Magnetic properties	22
D. Magneto-semiconducting properties and related new spintronics effects	5	A. Ferromagnetic critical temperature	22
II. The origin of ferromagnetism	6	1. Mean-field theory in (Ga,Mn)As	22
A. General remarks	6	2. Role of collective Mn-moments fluctuations and different III-V hosts	
B. Substitutional Mn impurity in GaAs	8	B. Magnetization	27
1. <i>p-d</i> exchange coupling	9	1. Magnetization of an isolated Mn(d^5 +hole) complex	28
C. Other common impurities in (Ga,Mn)As	11	2. Magnetization of (Ga,Mn)As ferromagnets	29
1. Interstitial Mn	12	C. Micromagnetic parameters	32
2. As antisites	12	1. Magneto-crystalline anisotropy	33
D. Qualitative picture of ferromagnetism in (Ga,Mn)As and other (III,Mn)V materials	13	2. Spin stiffness	34
III. Theoretical approaches	14	3. Gilbert damping of magnetization precession	34
A. First-principles calculations	15	4. Domains and spin-transfer magnetization switching	35
B. Microscopic tight-binding models	16	VI. Magneto-transport	36
C. $\mathbf{k} \cdot \mathbf{p}$ effective Hamiltonian theories	16		

A. Low temperature conductivity	36
B. Anisotropic magnetoresistance	37
C. Anomalous and ordinary Hall effects	38
D. Conductivity near and above T_c	42
VII. Magneto-optics	43
A. Visible magnetic circular dichroism	43
B. Infrared absorption	44
VIII. Discussion	47
A. Magnetic interactions in systems with coupled local and itinerant moments	47
B. Ferromagnetism in the diluted magnetic semiconductor family	48
IX. Summary	50
Acknowledgments	52
References	52

I. INTRODUCTION

Semiconductor physics and magnetism are established subfields of condensed matter physics that continue to reveal a rich variety of new phenomena, often in new types of solid state materials. The properties of semiconductors are extraordinarily sensitive to impurity atoms, defects, and charges on external gates. Magnetism is a collective electronic phenomenon with an ordered state that is often stable to exceptionally high temperatures. Magnetic order, when it is present, has a large impact on other material properties including transport and optical properties. In both semiconductor and magnetic cases, sophisticated and economically important technologies have been developed to exploit the unique electronic properties, mainly for information processing in the case of semiconductors and for information storage and retrieval in the case of magnetism.

The realization of materials that combine semiconducting behavior with robust magnetism has long been a dream of material physics. One strategy for creating systems that are simultaneously semiconducting and magnetic, initiated in the late 1970's (Gaj *et al.*, 1978; Jaczynski *et al.*, 1978), is to introduce local moments into well-understood semiconductors. The result is a new class of materials now known as diluted magnetic semiconductors (DMSs). Over the past fifteen years, building on a series of pioneering publications in the 1990's (Hayashi *et al.*, 1997; Munekata *et al.*, 1989, 1993; Ohno, 1998; Ohno *et al.*, 1992, 1996b; Van Esch *et al.*, 1997), it has been established that several (III,V) compound semiconductors become ferromagnetic when heavily doped with Mn, and that the ferromagnetic transition temperatures can be well above 100 K. In semiconductors like GaAs and InAs, Mn has been shown to act both as an acceptor and as a source of local moments. These (III,Mn)V materials are examples of ferromagnetic semiconductors, a phrase we reserve for magnetic systems in which ferromagnetism is due primarily to coupling between magnetic element moments that is mediated by

conduction-band electrons or valence-band holes. This definition implies that in ferromagnetic semiconductors, magnetic properties can be influenced by the same assortment of engineering variables that are available for other more conventional semiconductor electronic properties. In the best understood arsenide DMSs, semiconductor valence-band carriers participate in the magnetic order. The materials require participation of itinerant holes for the formation of a ferromagnetic state. Efforts to increase their critical temperatures further run into incompletely understood fundamental limits on the ratio of the magnetic transition temperature to the Fermi temperature of the free-carrier systems. The tension between achieving high Curie temperatures and the desire for low, and therefore gateable, carrier densities, is among the major issues in the study of these materials.

In this article we review the considerable theoretical progress that has been made in understanding the very broad range of properties that occur in (III,Mn)V ferromagnetic semiconductor epilayers in different regimes of Mn content and defect density. The main focus of this article is on the extensively studied (Ga,Mn)As ferromagnetic semiconductor, but we also make frequent comments on other (III,Mn)V DMSs. Comparisons to experimental data are made throughout the article. In Section I we review progress that has been achieved in the effort to realize useful DMS materials for spintronics (or magnetoelectronics). In Section II we discuss the properties of dilute Mn atoms in a (III,V) crystal, and the various mechanisms that can couple the orientations of distinct moments and lead to ferromagnetism. In Section III we discuss several different strategies that can be used to elevate material modeling from a qualitative to a more quantitative level. Sections IV-VII address a variety of different characteristics of (III,Mn)V layers, including their structural, magnetic, magneto-transport, and magneto-optical properties. Finally in Section VIII we discuss the ferromagnetic ordering physics in (III,Mn)V DMSs in the broad context of magnetic interactions in systems with coupled local and itinerant moments, and then extrapolate from (III,Mn)V materials to comment on the effort to find high temperature ferromagnetism in other DMS materials. We conclude in Section IX with a brief summary.

To partially remedy omissions in the bibliography that originate from our incomplete coverage of this topic, we refer to an extended database of published work and preprints maintained at <http://unix12.fzu.cz/ms>. The structure of the database is similar to the structure of this review and we encourage the reader in need of a more detailed bibliography to use this resource.

A number of review articles on various aspects of the physics of DMSs have been published previously and may help the reader who seeks a broader scope than we are able to supply in this review. The extensive body of research on DMSs in the 1980's, focused mostly on (II,Mn)VI alloys, is reviewed in (Dietl, 1994; Furdyna, 1988; Furdyna and Kossut, 1988). Several extended pa-

pers cover the experimental properties of (III,Mn)V DMSs, particularly (Ga,Mn)As and (In,Mn)As, interpreted within the carrier-mediated ferromagnetism model (MacDonald *et al.*, 2005; Matsukura *et al.*, 2002; Ohno, 1999). Theoretical predictions based on this model for a number of properties of bulk DMSs and heterostructures are reviewed in (Dietl, 2002, 2003; König *et al.*, 2003; Lee *et al.*, 2002). A detailed description of wide band gap and oxide DMSs can be found in (Fukumura *et al.*, 2005, 2004; Graf *et al.*, 2003b; Liu *et al.*, 2005; Pearton *et al.*, 2003). We also mention here several specialized theoretical reviews focusing on the predictions of density functional first principles calculations for (III,Mn)V DMSs (Sanvito *et al.*, 2002; Sato and Katayama-Yoshida, 2002), on Mn-doped II-VI and III-V DMSs in the low carrier density regime (Bhatt *et al.*, 2002), and on effects of disorder in (Ga,Mn)As (Timm, 2003).

A. Functional (III,Mn)V material requirements

III-V materials are among the most widely used semiconductors. There is little doubt that ferromagnetism in these materials would enable a host of new microelectronics device applications if the following criteria were met: i) the ferromagnetic transition temperature should safely exceed room temperature, ii) the mobile charge carriers should respond strongly to changes in the ordered magnetic state, and iii) the material should retain fundamental semiconductor characteristics, including sensitivity to doping, electric fields produced by gate charges, and sensitivity to light. For more than a decade these three key issues have been the focus of intense experimental, and theoretical research into the material properties of Mn-doped III-V compounds. At first sight, fundamental obstacles appear to make the simultaneous achievement of these objectives unlikely. Nevertheless, interest in this quest remains high because of the surprising progress that has been achieved. Highlights of this scientific endeavor are briefly reviewed in this introductory chapter.

B. Search for high transition temperatures

Under equilibrium growth conditions the incorporation of magnetic Mn ions into III-As semiconductor crystals is limited to approximately 0.1%. Beyond this doping level, surface segregation and phase separation occur. To circumvent the solubility problem a non-equilibrium, low-temperature molecular-beam-epitaxy (LT-MBE) technique was applied and led to first successful growth of (In,Mn)As and (Ga,Mn)As DMS ternary alloys with more than 1% Mn. Since the first report in 1992 of a ferromagnetic transition in *p*-type (In,Mn)As at a critical temperature $T_c = 7.5$ K (Ohno *et al.*, 1992), the unfolding story of critical temperature limits in (III,Mn)V DMSs has gone through different stages. Initial exper-

iments in (In,Mn)As suggested an intimate relation between the ferromagnetic transition and carrier localization, reminiscent of the behavior of manganites (perovskite (La,A)MnO₃ with A=Ca, Sr, or Ba) in which ferromagnetism arises from a Zener double exchange process associated with *d*-electron hopping between Mn ions (Coey *et al.*, 1999). (We comment at greater depth on qualitative pictures of the ferromagnetic coupling in Sections II.A and VIII.A.) This scenario was corroborated by a pioneering theoretical ab-initio study of the (In,Mn)As ferromagnet (Akai, 1998) and the mechanism was also held responsible for mediating ferromagnetic Mn-Mn coupling in some of the first ferromagnetic (Ga,Mn)As samples with T_c 's close to 50 K (Van Esch *et al.*, 1997).

In 1998 the Tohoku University group announced a jump of T_c in *p*-type (Ga,Mn)As to 110 K (Ohno, 1998) and pointed out that the critical temperature value was consistent with the kinetic-exchange mechanism for ferromagnetic coupling, also first proposed by Zener (see Section II.A). In its simplest form, ferromagnetism in this picture follows (Dietl *et al.*, 1997) from Ruderman-Kittel-Kasuya-Yosida (RKKY) indirect coupling between Mn *d*-shell moments mediated by induced spin-polarization in a free-hole itinerant carrier system (see Sections II.A, V.A.2 and VIII.A). Zener proposed this mechanism originally for transition metal ferromagnets for which the applicability of this picture is now known to be doubtful because of the itinerant character of transition metal *d*-electrons. The model of Mn(*d*⁵) local moments that are exchange-coupled to itinerant *sp*-band carriers does however provide a good description of Mn-doped IV-VI and II-VI DMSs (Dietl, 1994). The key difference between (III,Mn)V materials like (Ga,Mn)As and IV-VI and II-VI DMSs is that Mn substituting for the trivalent cation (Ga) is simultaneously an acceptor and a source of magnetic moments. Theoretical critical temperature calculations based on the kinetic-exchange model predict room temperature ferromagnetism in (Ga,Mn)As with 10% Mn content. In spite of these optimistic predictions, the goal of breaking the 110 K record in (Ga,Mn)As remained elusive for nearly four years. Only recently has progress in MBE growth and in the development of post-growth annealing techniques (Chiba *et al.*, 2003a; Edmonds *et al.*, 2002a; Eid *et al.*, 2005; Hayashi *et al.*, 2001; Ku *et al.*, 2003; Yu *et al.*, 2002) made it possible to suppress extrinsic effects, pushing T_c in (Ga,Mn)As up to 173 K (Jungwirth *et al.*, 2005b; Wang *et al.*, 2005a). T_c trends in current high quality (Ga,Mn)As epilayers are consistent with the Zener kinetic-exchange model (Jungwirth *et al.*, 2005b). The current T_c record should be broken if DMS material with a higher concentration of substitutional Mn ions can be grown.

Based on the few experimental and theoretical studies reported to date, (III,Mn)Sb DMSs are expected to fall into the same category as (Ga,Mn)As and (In,Mn)As DMS. The kinetic-exchange model calculations predict T_c 's that are small compared to their ar-

senide counterparts (Dietl *et al.*, 2000; Jungwirth *et al.*, 2002b). This difference, confirmed by experiment (Abe *et al.*, 2000; Csontos *et al.*, 2005; Panguluri *et al.*, 2004; Wojtowicz *et al.*, 2003), is caused by the weaker $p-d$ exchange and smaller magnetic susceptibility (smaller effective mass) of itinerant holes in the larger unit-cell antimonides. Also consistent with the kinetic-exchange model is the remarkable observation of an increase of T_c in (In,Mn)Sb by 25% induced by the applied hydrostatic pressure (Csontos *et al.*, 2005).

Moving in the opposite direction in the periodic table towards (III,Mn)P and (III,Mn)N appears to be the natural route to high T_c ferromagnetic semiconductors. The kinetic-exchange model predicts T_c 's far above room temperature in these smaller lattice constant materials, in particular in (Ga,Mn)N (Dietl *et al.*, 2000). Also the solubility limit of Mn is much larger than in arsenides, making it possible in principle to grow highly Mn-doped DMSs under or close to equilibrium conditions. However, the nature of the magnetic interactions in Mn-doped phosphides and nitrides is not completely understood either theoretically or experimentally (Liu *et al.*, 2005). As the valence band edge moves closer to the Mn d -level and the $p-d$ hybridization increases with increasing semiconductor gap width, charge fluctuations of the d -states may become large (Sandratskii *et al.*, 2004; Sanyal *et al.*, 2003; Wierzbowska *et al.*, 2004). With increasing ionicity of the host crystal, the Mn impurity may also undergo a transition from a d^5 divalent acceptor to a d^4 trivalent neutral impurity (Kreissl *et al.*, 1996; Luo and Martin, 2005; Schulthess *et al.*, 2005). In either case, the picture of ferromagnetism based on the Zener kinetic-exchange model needs to be revisited in these materials. Experimental critical temperatures close to 1000 K have been reported in some (Ga,Mn)N samples (Sasaki *et al.*, 2002a). It is still unclear, however, whether the high-temperature ferromagnetic phase should be attributed to a (Ga,Mn)N ternary alloy or to the presence of ferromagnetic metal precipitates embedded in the host GaN lattice. Reports of (Ga,Mn)N epilayers synthesized in cubic and hexagonal crystal structures, of p-type and n-type ferromagnetic (Ga,Mn)N, and of multiple ferromagnetic phases in one material all add to the complex phenomenology of these wide-gap DMSs (Arkun *et al.*, 2004; Edmonds *et al.*, 2004c, 2005b; Graf *et al.*, 2002, 2003a; Hwang *et al.*, 2005; Korotkov *et al.*, 2001; Sawicki *et al.*, 2005a). Uncertainties apply also to the interpretation of ferromagnetism seen in the (Ga,Mn)P samples studied to date, which have been prepared by post MBE ion-implantation of Mn. Experiments in these materials and in (In,Mn)P nanoparticles do not provide enough information to establish unambiguously the nature of magnetic interactions in the (III,Mn)P compounds (Poddar *et al.*, 2005; Scarpulla *et al.*, 2005; Theodoropoulou *et al.*, 2002).

Our current understanding of the material physics of (III,Mn)V DMS epilayers suggests that synthesis of room temperature ferromagnetic semiconductor will require a

level of doping and defect control comparable to what has now been achieved in high quality (Ga,Mn)As samples, Mn densities of order 10%, and may require the use of wider gap III-V alloys.

Finally, we note that efforts to enhance Curie temperature in Mn-doped (III,V) semiconductors have also led to material research in more complex semiconductor heterostructures with highly Mn-doped monolayers (δ -doped layers), showing promising results (Chen *et al.*, 2002; Fernández-Rossier and Sham, 2002; Kawakami *et al.*, 2000; Myers *et al.*, 2004; Nazmul *et al.*, 2005, 2003; Sanvito, 2003; Vurgaftman and Meyer, 2001).

C. Conventional spintronics

Spintronic devices exploit the electron spin to manipulate the flow of electrons and therefore require materials in which the charge and spin degrees of freedom of carriers are strongly coupled (De Boeck *et al.*, 2002; Wolf *et al.*, 2001; Zutic *et al.*, 2004). The most robust, and currently the most useful, spintronic devices rely on the collective behavior of many spins in ferromagnetic materials to amplify the coupling of external magnetic fields to electronic spins, a coupling that is very weak for individual electrons. The intrinsically large spin-orbit interaction in III-Sb and III-As valence band states makes these hosts ideal candidates for exploring various spintronic functionalities. In (Ga,Mn)As DMS epilayers, for example, the measured anisotropic magneto-resistance (AMR) effect (the relative difference between longitudinal resistivities for different magnetization orientations) can reach $\sim 10\%$ (Baxter *et al.*, 2002; Goennenwein *et al.*, 2005; Jungwirth *et al.*, 2002a, 2003b; Matsukura *et al.*, 2004; Tang *et al.*, 2003; Wang *et al.*, 2005c, 2002).

A particularly strong manifestation of valence-band spin-orbit coupling occurs in the antisymmetric off-diagonal element of the resistivity tensor. The anomalous Hall effect (AHE) shown in Fig. 1, which completely dominates the low-field Hall response in (Ga,Mn)As and some other III-V DMSs, has become one of the key tools used to detect the paramagnetic/ferromagnetic transition (Ohno, 1998; Ohno *et al.*, 1992). Its large value is due to the spin-polarization of holes and provides a strong evidence for the participation of mobile charge carriers in the ordered magnetic state of these DMSs.

In metals, the current response to changes in the magnetic state is strongly enhanced in layered structures consisting of alternating ferromagnetic and non-magnetic materials. The giant magneto-resistance effect (Baibich *et al.*, 1988) which is widely exploited in current technology, for example in field-sensors and magnetic random-access memories, reflects the large difference between resistivities in configurations with parallel and antiparallel polarizations of ferromagnetic layers in magnetic superlattices or trilayers like spin-valves and mag-

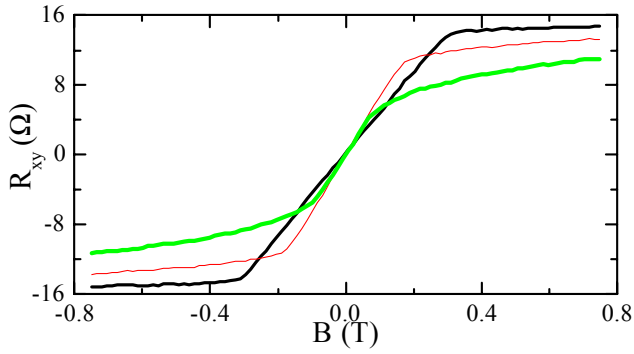


FIG. 1 Hall resistance versus external magnetic field for annealed $\text{Ga}_{0.94}\text{Mn}_{0.06}\text{As}$ at 110 K (black), 130 K (red), and 140K (green). From (Edmonds *et al.*, 2002a).

netic tunnel junctions (Gregg *et al.*, 2002). The effect relies on transporting spin information between layers and therefore is sensitive to spin-coherence times in the system. Despite strong spin-orbit coupling which reduces spin coherence in DMSs, functional spintronic trilayer devices can be built, as demonstrated by the measured large MR effects in (Ga,Mn)As based tunneling structures (Chiba *et al.*, 2004a; Mattana *et al.*, 2005; Saito *et al.*, 2005; Tanaka and Higo, 2001). The coercivities of individual DMS layers can be tuned via exchange-biasing to an antiferromagnet (Eid *et al.*, 2004) which is a standard technique used in metal giant-magnetoresistance devices (Gregg *et al.*, 2002).

D. Magneto-semiconducting properties and related new spintronics effects

DMS ferromagnets possess all the properties that are exploited in conventional spintronics. They qualify as ferromagnetic semiconductors to the extent that their magnetic and other properties can be altered by the usual semiconductor electronics engineering variables. The achievement of ferromagnetism in an ordinary III-V semiconductor that includes several per cent of Mn demonstrates on its own the sensitivity of magnetic properties to doping. Remarkably, doping profiles and, correspondingly magnetic properties can be grossly changed, even after growth, by annealing. Early studies of (Ga,Mn)As indicated that annealing at temperatures above the growth temperature leads to a reduction of magnetically and electrically active Mn ions and, at high enough annealing temperatures, to the formation of MnAs clusters (Van Esch *et al.*, 1997). On the other hand, annealing at temperatures below the growth temperature can substantially improve magnetic and transport properties of the thin DMS layers due to the out-diffusion of charge and moment compensating defects, now identified as interstitial Mn (Chiba *et al.*, 2003a; Edmonds *et al.*, 2002a; Eid *et al.*, 2005; Ku *et al.*, 2003; Yu *et al.*, 2002).

(In,Mn)As based field effect transistors were built to study the electric field control of ferromagnetism in

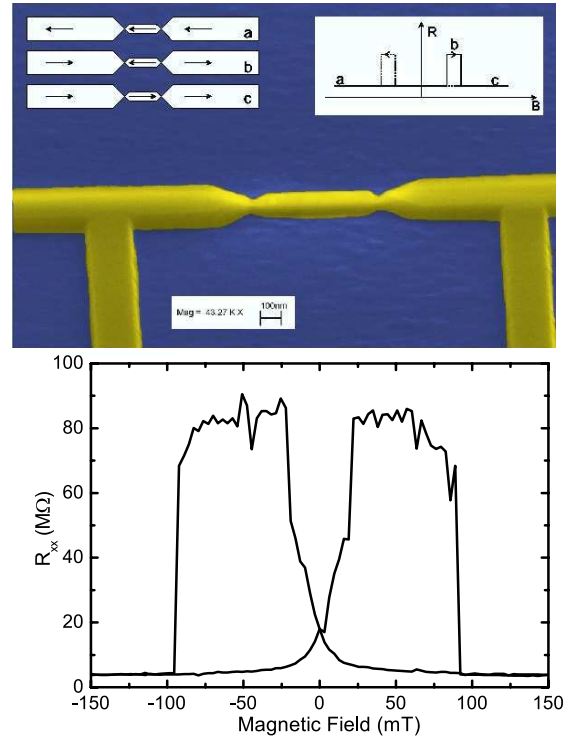


FIG. 2 Top panel: False-color SEM picture (side-view) of a double constriction showing part of the outer wires with the voltage leads. The insets show the relative magnetization of the different parts (left) and the resulting schematic magnetoresistance trace for sweep-up (solid line) and sweep-down (dashed line). Bottom panel: Measured magnetoresistance in a sample with tunnel barriers at the constrictions. From (Ruester *et al.*, 2003).

DMSs. It has been demonstrated that changes in the carrier density and distribution in thin film DMS systems due to an applied bias voltage can reversibly induce the ferromagnetic/paramagnetic transition (Ohno *et al.*, 2000). Another remarkable effect observed in this magnetic transistor is electric field assisted magnetization reversal (Chiba *et al.*, 2003b). This novel functionality is based on the dependence of the width of the hysteresis loop on bias voltage, again through the modified charge density profile in the ferromagnetic semiconductor thin film.

Experiments in which ferromagnetism in a (III,Mn)V DMS system is turned on and off optically add to the list of functionalities that result from the realization of carrier-induced ferromagnetism in a semiconductor host material (Koshihara *et al.*, 1997; Munekata *et al.*, 1997). The observed emission of circularly polarized light from a semiconductor heterostructure, in which electrons (holes) injected from one side of the structure recombine with spin-polarized holes (electrons) emitted from a DMS layer (Fiederling *et al.*, 1999; Ohno *et al.*, 1999), is another example of phenomena that may lead to novel magneto-optics applications.

Tunneling anisotropic magnetoresistance (TAMR)

is another novel spintronic phenomenon observed in (Ga,Mn)As (Brey *et al.*, 2004; Gould *et al.*, 2004; Ruester *et al.*, 2005; Saito *et al.*, 2005). TAMR, like AMR, arises from spin-orbit coupling and reflects the dependence of the tunneling density of states of the ferromagnetic layer on the orientation of the magnetization with respect to the current direction or the crystallographic axes.

The larger characteristic electronic length scales in DMSs compared to ferromagnetic metals make it possible to lithographically define lateral structures with independent magnetic areas coupled through depleted regions that act as tunnel barriers and magnetic weak links. The electrical response to magnetization reversals in these spintronic nanodevices can lead to MR effects with magnitudes of order 1000% (Ruester *et al.*, 2003), as shown in Fig. 2, and with a rich phenomenology (Giddings *et al.*, 2005). Wider lateral constrictions have been used to demonstrate controlled domain-wall nucleation and propagation in DMS stripes (Honolka *et al.*, 2005; Ruester *et al.*, 2003), a prerequisite for developing semiconductor logic gates based on magnetic domain manipulation (Allwood *et al.*, 2005; Gate and Register, 2002). (Ga,Mn)As nanoconstrictions with lateral side gates have revealed a new effect, Coulomb blockade anisotropic magnetoresistance, which reflects the magnetization orientation dependence of the single-electron charging energy (Wunderlich *et al.*, 2006). These spintronic single-electron transistors offer a route to non-volatile, low-field, and highly electro- and magneto-sensitive operation.

II. THE ORIGIN OF FERROMAGNETISM

A. General remarks

The magnetic dipole-dipole interaction strength between two discrete moments separated by a lattice constant in a typical solid is only ~ 1 Kelvin, relegating direct magnetic interactions to a minor role in the physics of condensed matter magnetic order. Relativistic effects that lead to spin-orbit coupling terms in the Hamiltonian provide more plausible source of phenomena that are potentially useful for spintronics. Although these terms are critical for specific properties like magnetic anisotropy, they are rarely if ever crucial for the onset of the magnetic order itself. Instead the universal ultimate origin of ferromagnetism is almost always the interplay between the electronic spin degree of freedom, repulsive Coulomb interactions between electrons, and the fermionic quantum statistics of electrons. The Pauli exclusion principle correlates spin and orbital parts of the many-electron wavefunction by requiring the total wavefunction to be antisymmetric under particle exchange. Whenever groups of electrons share the same spin state, the orbital part of the many-body wavefunction is locally antisymmetric, lowering the probability of finding electrons close together

and hence the interaction energy of the system. Because magnetic order is associated with the strong repulsive Coulomb interactions between electrons, it can persist to very high temperatures, often to temperatures comparable to those at which crystalline order occurs. Ferromagnetism can be as strong as chemical bonds. Very often the quantum ground state of a many electron system has non-zero local spin-density, either aligned in the same direction in space at every point in the system as in simple ferromagnets, or in non-collinear, ferrimagnetic, or antiferromagnetic materials in configurations in which the spin direction varies spatially.

Although this statement on the origin of magnetic order has very general validity, its consequences for a particular system of nuclei arrayed on a lattice, are extraordinarily difficult to judge. Because ferromagnetism is a strong-coupling phenomenon, rigorous theoretical analyses are usually not possible. There is no useful universal theory of magnetism. Understanding magnetic order in a particular system or class of systems can be among the most challenging of solid state physics problems (Ashcroft and Mermin, 1976; Marder, 1999). For most systems, it is necessary to proceed in a partially phenomenological way, by identifying the local spins that order, and determining the magnitude and sign of the exchange interactions that couple them by comparing the properties of simplified (often ‘spin-only’) model Hamiltonians with experimental observations.

One approach that is totally free of phenomenological parameters is density functional theory (DFT), including its spin-density functional (SDF) generalizations in which energy functionals depend on charge and spin densities. Although DFT theory is exact in principle, its application requires that the formalism’s exchange-correlation energy functional be approximated. Approximate forms for this functional can be partially phenomenological (making a pragmatic retreat from the *ab initio* aspiration of this approach) and are normally based in part on microscopic calculations of correlation effects in the electron gas model system. This is the case for the often-used local (spin) density approximation (L(S)DA) (von Barth and Hedin, 1972). For many magnetic metals, in which correlations are somewhat similar to those in the electron gas model system, *ab initio* LSDA theory provides a practical and sufficiently accurate solution of the magnetic many-body problem (Jones and Gunnarsson, 1989). This is particularly true for elemental transition metal ferromagnets Fe, Co, and Ni and their alloys (Marder, 1999; Moruzzi and Marcus, 1993). In practice LSDA theory functions as a mean-field theory in which the exchange-energy at each point in space increases with the self-consistently determined local spin density. With increasing computer power, LSDA theory has been applied to more complex materials, including DMSs.

As we discuss below, both phenomenological and DFT approaches provide valuable insight into (III,Mn)V ferromagnetism. Model Hamiltonian theories are likely

to remain indispensable because, when applicable, they provide more transparent physical pictures of ferromagnetism and often enable predictions of thermodynamic, transport, and other properties that are sometimes (depending on material complexity), beyond the reach of *ab initio* theory techniques. Of particular importance for DMSs is the capability of model Hamiltonians to describe localized electronic levels coincident with an itinerant-electron band which, strictly speaking, is beyond the reach of the effectively one-particle band theories of solids that emerge from LSDA theory (Anderson, 1961; Schrieffer and Wolff, 1966). Interpreting experiments with model Hamiltonian approaches can, on the other hand, be misleading if the model is too simplified and important aspects of the physics are absent from the model. What's more, even simplified models usually leave complex many-body problems that cannot be completely solved.

Magnetism in (Ga,Mn)As and some other (III,Mn)V ferromagnets originates from the Mn local moments. (As already pointed out, Mn-doped phosphides and nitrides DMSs are less well understood, however, local Mn moments are likely to play an important role in these materials as well.) The dependence of the energy of the system on the relative orientation of Mn moments is generally referred to as an *exchange* interaction. This terminology is part of the jargon of magnetism and recognizes that Fermi statistics is the ultimate origin. Several types of qualitative effects that lead to exchange interactions can be separately identified when addressing magnetic order in (III,Mn)V DMSs; the applicability of each and the relative importance of different effects may depend on the doping regime and on the host semiconductor material. In this section we first introduce the jargon that is commonly used in the magnetism literature, by briefly reviewing some of the effects that can lead to magnetic coupling, most of which have been recognized near the dawn of quantum mechanics.

For spins carried by itinerant electrons, exchange interactions are often most simply viewed from a momentum space rather than a real space point of view. Stoner's *itinerant-exchange* (Ashcroft and Mermin, 1976) favors spontaneous spin-polarization of the entire electron gas because electrons are less likely to be close together and have strongly repulsive interactions when they are more likely to have the same spin. Because the band energy is minimized by double-occupation of each Bloch state, the Stoner ferromagnetic instability occurs in systems with a large density of states at the Fermi energy. This helps to explain, for example, why ferromagnetism occurs in the late *3d* transition elements. A large density of states makes it possible to gain exchange energy by moving electrons from one spin-band to the other while keeping the kinetic energy cost sufficiently low. Since the key spins in many (III,Mn)V DMS materials are localized the Stoner mechanism does not drive ferromagnetism, although we will see in Section V.A that it still plays a minor supporting role.

In many systems, including (III,Mn)V DMSs, both the local nature of the moments and strong local Coulomb interactions that suppress charge (valence) fluctuations play a key role and have to be included even in a minimal model. Many mechanisms have been identified that couple localized spins in a solid. The origin of Heisenberg's *direct-exchange* (Ashcroft and Mermin, 1976) between two local spins is the difference between the Coulomb energy of a symmetric orbital wavefunction (antisymmetric singlet spin wavefunction) state and an antisymmetric orbital wavefunction (symmetric triplet spin wavefunction) state. Kramer's *super-exchange* interaction (Anderson, 1950), applies to local moments that are separated by a non-magnetic atom. In a crystal environment, an electron can be transferred from the non-magnetic atom to an empty shell of the magnetic atom and interact, via direct exchange, with electrons forming its local moment. The non-magnetic atom is polarized and is coupled via direct-exchange with all its magnetic neighbors. Whether the resulting super-exchange interaction between the local moments is ferromagnetic or antiferromagnetic depends on the relative sign of the two direct-exchange interactions (Goodenough, 1958; Kanamori, 1959). In (III,Mn)V materials, superexchange gives an antiferromagnetic contribution to the interaction between Mn moments located on neighboring cation sites.

Zener's *double-exchange* mechanism (Zener, 1951b) also assumes an intermediate non-magnetic atom. In its usual form, this interaction occurs when the two isolated magnetic atoms have a different number of electrons in the magnetic shell and hopping through the intermediate non-magnetic atom involves magnetic-shell electrons. Combined with the on-shell Hund's rule, double-exchange couples the magnetic moments ferromagnetically. Parallel spin alignment is favored because it increases the hopping probability and therefore decreases the kinetic energy of the spin-polarized electrons. A version of double-exchange, in which Mn acceptor states form an impurity band with a mixed *spd*-character, has been often referred to in the (III,Mn)V literature. In this picture electrical conduction and Mn-Mn exchange coupling are both realized through hopping within an impurity band. The potential importance of double-exchange is greater at lower Mn doping and in wider-gap (III,Mn)V materials.

Finally, we identify Zener's *kinetic-exchange* (Zener, 1951a) or indirect exchange interaction. It arises in models with local, usually *d*-shell or *f*-shell, moments whose coupling is mediated by *s*- or *p*-band itinerant carriers. The local moments can have either a ferromagnetic direct exchange interaction with band electrons on the same site and/or an antiferromagnetic interaction due to hybridization between the local moment and band electrons on neighboring sites (Bhattacharjee *et al.*, 1983; Dietl, 1994). Polarization of band electrons due to the interaction at one site is propagated to neighboring sites. When the coupling is weak (the band carrier polarization is weak, e.g., at temperatures near the Curie temperature),

the effect is described by the RKKY theory which was originally applied to carrier mediated indirect coupling between nuclear moments (Bloembergen and Rowland, 1955; Fröhlich and Nabarro, 1940; Ruderman and Kittel, 1954; Yosida, 1957) and between local d -shell moments in metals (Kasuya, 1956; Yosida, 1957; Zener, 1951a). The range of this interaction can be long and the interactions between separate local moments can be either ferromagnetic or antiferromagnetic and tend to vary in space on the length scale of the itinerant band's Fermi wavelength. Unlike the double-exchange case, magnetic order in this case does not lead to a significant change in the width of the conducting band. This type of mechanism certainly does play a role in (III,Mn)V ferromagnetism, likely dominating in the case of metallic (Ga,Mn)As, (In,Mn)As, and Mn-doped antimonides. There is no sharp distinction between impurity band double-exchange and kinetic-exchange interactions; the former is simply a strong coupling limit of the latter.

The starting point for developing a useful predictive model of (III,Mn)V ferromagnetism is achieving a full understanding of the electronic state of a single Mn impurity in the host lattice. We need to fully understand the character of the isolated local moments before we can critically discuss how they are coupled. The character of the local moment need not be the same in all (III,Mn)V materials. The remaining subsections will focus on properties of a Mn impurity in GaAs and on the nature of ferromagnetic coupling in (Ga,Mn)As and related arsenide and antimonide DMSs. At the end of this section, we comment on how things might change in wider-gap hosts like GaP and GaN.

B. Substitutional Mn impurity in GaAs

Among all (III,V) hosts, Mn impurity has been studied most extensively in GaAs. The elements in the (Ga,Mn)As compound have nominal atomic structures $[\text{Ar}]3d^{10}4s^2p^1$ for Ga, $[\text{Ar}]3d^54s^2$ for Mn, and $[\text{Ar}]3d^{10}4s^2p^3$ for As. This circumstance correctly suggests that the most stable and, therefore, most common position of Mn in the GaAs host lattice is on the Ga site where its two $4s$ -electrons can participate in crystal bonding in much the same way as the two Ga $4s$ -electrons. The substitutional Mn_{Ga} , and the less common interstitial Mn_{I} , positions are illustrated in Fig. 3. Because of the missing valence $4p$ -electron, the Mn_{Ga} impurity acts as an acceptor. In the electrically neutral state, labeled as $A^0(d^5 + \text{hole})$, Mn_{Ga} has the character of a local moment with zero angular momentum and spin $S = 5/2$ (Lánde g -factor $g = 2$) and a moderately weakly bound hole. The local moment is formed by three occupied $sp-d$ bonding states with dominant t_{2g} ($3d_{xy}$, $3d_{xz}$, $3d_{yz}$) character and by two occupied e_g ($3d_{x^2-y^2}$, $3d_{z^2}$) orbitals that are split from the t_{2g} states by the tetrahedral crystal field and do not hybridize with the sp -orbitals. All occupied d -orbitals have the same spin

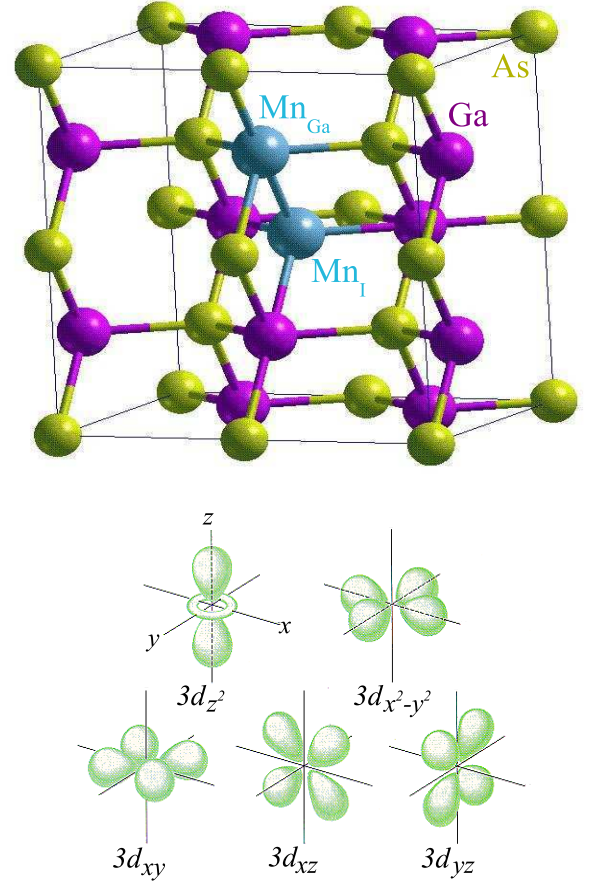


FIG. 3 Top panel: Substitutional Mn_{Ga} and interstitial Mn_{I} in GaAs. Bottom panel: two e_g $3d$ -orbitals and three t_{2g} $3d$ -orbitals of Mn.

orientation and together comprise the $S = 5/2$ local moment. The weakly bound hole occupies one of the three antibonding $sp-d$ levels with dominant As $4p$ character. The charge $-e$ ionized Mn_{Ga} acceptor center, labeled as $A^-(d^5)$, has just the $S = 5/2$ local spin character.

Electron paramagnetic resonance (EPR) and ferromagnetic resonance (FMR) experiments confirm the presence of the $A^-(d^5)$ center throughout the whole range of Mn concentrations in both bulk and epilayer (Ga,Mn)As (Almeleh and Goldstein, 1962; Sasaki *et al.*, 2002b; Szczytko *et al.*, 1999b). The $S = 5/2$ local moment on Mn was detected through a resonance line centered at $g = 2$ and, in low Mn-density samples, through a sextet splitting of the line due to the hyperfine interaction with the $I = 5/2$ ^{55}Mn nuclear spin. The neutral Mn_{Ga} centers are more elusive because of nearly full compensation by unintentional donor impurities at low Mn concentrations and because of the metal-insulator transition at high Mn concentrations. Nevertheless, a multitude of experimental techniques, including EPR (Schneider *et al.*, 1987), infrared (IR) spectroscopy (Chapman and Hutchinson, 1967; Linnarsson *et al.*, 1997), and magnetization mea-

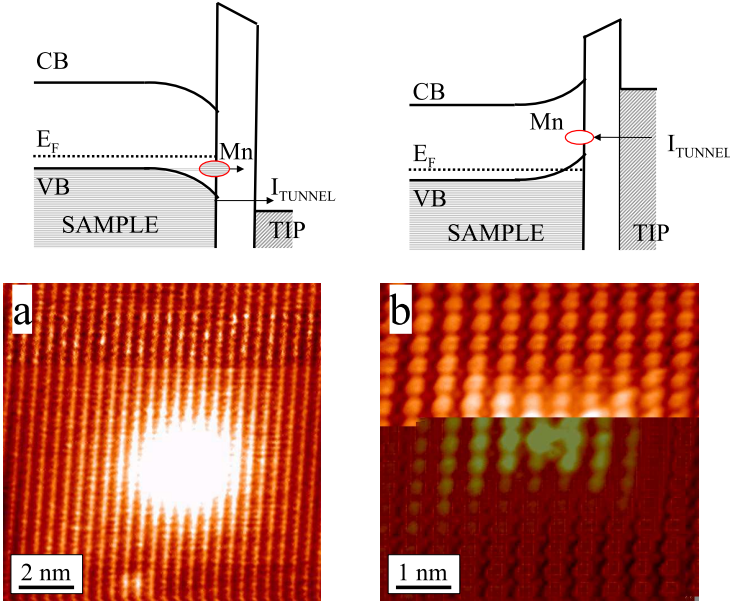


FIG. 4 STM imaging of a Mn_{Ga} impurity. Top panel: energy band diagram for the negative (left) and positive (right) bias. Bottom panel: Mn_{Ga} impurity in the ionized $A^-(d^5)$ (left) and the neutral $A^0(d^5 + \text{hole})$ (right) state. From (Yakunin *et al.*, 2004a,b).

surements (Frey *et al.*, 1988), have detected the $A^0(d^5 + \text{hole})$ center in (Ga,Mn)As. Strikingly direct evidence was given by an STM experiment (Kitchen *et al.*, 2005; Yakunin *et al.*, 2004a,b), shown in Fig. 4, in which the state of a single impurity atom was switched between the ionized $A^-(d^5)$ and the neutral $A^0(d^5 + \text{hole})$ by applying a bias voltage that corresponded to a binding energy $E_b \approx 0.1$ eV.

The binding energy $E_b = 112.4$ meV inferred from IR spectroscopy (Chapman and Hutchinson, 1967; Linnarsson *et al.*, 1997) is consistent with the above STM measurement and with inferences based on photoluminescence experiments (Schairer and Schmidt, 1974). These observations identify Mn as a moderately shallow acceptor in GaAs whose band gap is $E_g = 1.52$ eV. The total binding energy, which governs the electrical behavior of the Mn impurity, is dominated by Coulomb attraction between the hole and the $A^-(d^5)$ core. The exchange energy between the core local spin and the moment of the hole gives a smaller contribution to the total binding. It represents, however, the fundamental interaction for the physics reviewed in this article. We now discuss this parameter in more detail.

1. p - d exchange coupling

The top of the GaAs valence band is dominated by $4p$ -levels which are more heavily weighted on As than on Ga sites. Direct exchange between the holes near the top of the band and the localized Mn d -electrons

is weak since Mn_{Ga} and As belong to different sublattices. This fact allows $p-d$ hybridization to dominate, explaining the antiferromagnetic sign of this interaction (Bhattacharjee *et al.*, 1983) seen in experiment (Okabayashi *et al.*, 1998).

There is a simple physical picture of the $p-d$ exchange interaction which applies when interactions are treated in a mean-field way, and therefore also applies as an interpretation of LSDA calculations. Given that the filled, say spin-down, Mn d -shell level is deep in the valence band and that the empty spin-up d -level is above the Fermi level and high in the conduction band, hybridization (level repulsion of like-spin states) pushes the energy of spin-down valence band states up relative to the energy of spin-up valence band states. The resulting antiferromagnetic coupling between valence band states and local Mn spins is illustrated schematically in Fig. 5. The same basic picture applies for itinerant valence band states in a heavily-doped metallic DMS and for the acceptor state of an isolated Mn_{Ga} impurity. Note that the cartoon band structure in Fig. 5 is plotted in the electron picture while the DMS literature usually refers to the antiferromagnetic $p-d$ coupling between *holes* and local Mn moments. We comment in detail on the equivalent notions of $p-d$ exchange in the physically direct electron-picture and the computationally more convenient hole-picture for these p -type DMSs in Section V.B.

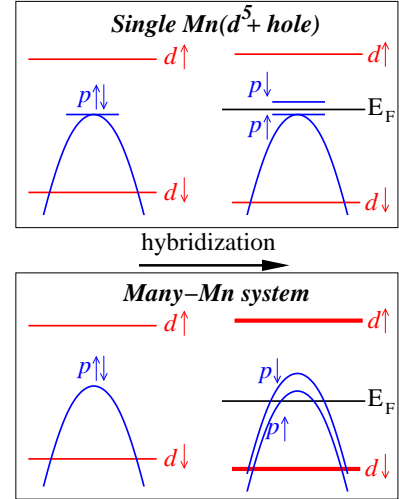


FIG. 5 Electron-picture cartoon: splitting of the isolated Mn acceptor level (top panel) and of the top of the valence-band in the many-Mn system (bottom panel) due to p - d hybridization.

We have already mentioned in Section II.A the conceptual inadequacy of effective single-particle theories, including LSDA, in dealing with local moment levels coincident with itinerant electron bands. Anderson suggested a many-body model Hamiltonian that circumvents this problem by including explicitly the Coulomb correlation integral of the localized electron states in the Hamiltonian (Anderson, 1961). The problem is that the change in the effective potential when the number of occupied

localized orbitals changes by one, the Hubbard constant U , can be comparable to or larger than other band parameters, invalidating any mean-field-like approach. The consequences of this fact can be captured at a qualitative level in models that include the Hubbard U . In these phenomenological models, the localized orbital part of the Hamiltonian generally has an additional parameter, the Hund's rule constant J_H . This parameter captures the local direct exchange physics which favors spin-polarized open shell atomic states. For the case of the $\text{Mn}(d^5)$ configuration, J_H forces all five singly-occupied d -orbitals to align their spins in the ground state. Recently considerable effort has been devoted to developing approaches that combine the local correlation effects induced by the U and J_H terms in phenomenological models, with SDF theory (Anisimov *et al.*, 1991; Filippetti *et al.*, 2005; Park *et al.*, 2000; Perdew and Zunger, 1981; Petit *et al.*, 2006; Sandratskii *et al.*, 2004; Schulthess *et al.*, 2005; Wierzbowska *et al.*, 2004). We comment on these *ab initio* techniques in Section III.A.

When hybridization between local moments and band electron states is weak it can be treated perturbatively. Using the Schrieffer-Wolff canonical transformation (Schrieffer and Wolff, 1966), the low-order hybridization is removed. In simple models the hybridization is represented by a single hopping energy V_{pd} , but the basic ideas can be generalized to more realistic models without conceptual difficulty (Harrison, 1980; Jungwirth *et al.*, 2003a; Slater and Koster, 1954; Timm and MacDonald, 2005). (See Section III.B for a discussion of these tight-binding-approximation models.) The Schrieffer-Wolff transformation leads to a model in which the local moment spin interacts with the valence band via a spin-spin interaction only, with the number of electrons in each band fixed. This procedure is normally useful only if the hybridization is relatively weak, in which case it is not usually a problem to *forget* that the canonical transformation should also be applied to operators representing observables. The Schrieffer-Wolff transformation bundles Coulomb correlation and hybridization into a single exchange potential $J_0 \mathbf{S} \cdot \mathbf{s}$, where \mathbf{S} and \mathbf{s} are the spin operators of the Mn local moment and the itinerant band state, respectively. Strictly speaking, the Schrieffer-Wolff transformation also leads to a spin-independent interaction which is normally neglected in comparison with the stronger spin-independent long-range part of the Coulomb potential. Assuming for simplicity a single localized orbital and a single itinerant band, J_0 is given by

$$J_0 = 2|V_{pd}|^2 \frac{U}{\epsilon_d(\epsilon_d + U)}, \quad (1)$$

where ϵ_d is the single-particle atomic-level energy of the occupied d -state measured from the top of the valence band, and $\epsilon_d + U$ is the energy cost of adding a second electron to this orbital (Schrieffer and Wolff, 1966).

A more realistic hybridization model leads to spin-dependent scattering from the local moment that

depends on both in-coming and out-going momenta (Timm and MacDonald, 2005). Since the valence band states of interest in a semiconductor, even a heavily doped one, are near the Brillouin-zone center Γ , the single phenomenological constant extracted from experiment for this interaction should be thought of as its value when both initial and final states are at the Γ -point. When the hole density is very large or the holes are very localized near Mn acceptors, the crystal-momentum dependence of this interaction parameter cannot be entirely neglected. Since J_0 originates from hopping between Mn d -orbitals and p -states on neighboring As atoms, the $p-d$ exchange potential should have a range of order one lattice constant. The non-locality and finite-range of the $p-d$ exchange coupling can be crudely accounted for by replacing J_0 with $J(\mathbf{R}_I - \mathbf{r})$ whose range is of the order the lattice constant. J_0 is then given by the average value of $J(\mathbf{R}_I - \mathbf{r})$ seen by the band hole over the I -th unit cell, *i.e.*,

$$J_0 = \frac{\int_{u.c.} d\mathbf{r} J(\mathbf{R}_I - \mathbf{r}) u_n^*(\mathbf{r}) u_n(\mathbf{r})}{\int_{u.c.} d\mathbf{r} u_n^*(\mathbf{r}) u_n(\mathbf{r})}. \quad (2)$$

In Eq. (2) we assumed that the perfect crystal Bloch function, $\psi_{n,\mathbf{k}}(\mathbf{r}) = F_{n,\mathbf{k}}(\mathbf{r}) u_n(\mathbf{r})$, is composed of a slowly varying envelope function $F_{n,\mathbf{k}}(\mathbf{r})$ and a periodic function $u_n(\mathbf{r})$ with the normalizations $1/V \int d\mathbf{r} \psi_{n,\mathbf{k}}^*(\mathbf{r}) \psi_{n',\mathbf{k}'}(\mathbf{r}) = \delta_{n,n'} \delta_{\mathbf{k},\mathbf{k}'}$ and $1/\Omega_{u.c.} \int_{u.c.} d\mathbf{r} u_n^*(\mathbf{r}) u_{n'}(\mathbf{r}) = \delta_{n,n'}$. Here V is the crystal volume and $\Omega_{u.c.}$ is the unit cell volume ($\Omega_{u.c.} = 0.045 \text{ nm}^3$ in GaAs). These wavefunctions can be obtained from $\mathbf{k} \cdot \mathbf{p}$ theory which treats the band Hamiltonian of the system perturbatively expanding around the Γ -point.

The slowly varying envelope function sees an effective zero-range $p-d$ exchange potential, since

$$\begin{aligned} & \langle \psi_{n,\mathbf{k}} | J(\mathbf{R}_I - \mathbf{r}) | \psi_{n,\mathbf{k}} \rangle \\ &= \frac{1}{V} \int d\mathbf{r} F_{n,\mathbf{k}}^*(\mathbf{r}) F_{n,\mathbf{k}}(\mathbf{r}) J(\mathbf{R}_I - \mathbf{r}) u_n^*(\mathbf{r}) u_n(\mathbf{r}) \\ &\approx \frac{1}{V} \sum_{J=1}^{N_{u.c.}} F_{n,\mathbf{k}}^*(\mathbf{R}_J) F_{n,\mathbf{k}}(\mathbf{R}_J) \int d\mathbf{r} J(\mathbf{R}_I - \mathbf{r}) u_n^*(\mathbf{r}) u_n(\mathbf{r}) \\ &= \frac{1}{V} \sum_{J=1}^{N_{u.c.}} F_{n,\mathbf{k}}^*(\mathbf{R}_J) F_{n,\mathbf{k}}(\mathbf{R}_J) J_0 \Omega_{u.c.} \delta_{I,J} \\ &\approx \frac{1}{V} \int d\mathbf{r} F_{n,\mathbf{k}}^*(\mathbf{r}) F_{n,\mathbf{k}}(\mathbf{r}) J_0 \Omega_{u.c.} \delta(\mathbf{R}_I - \mathbf{r}), \end{aligned} \quad (3)$$

where $N_{u.c.}$ is the number of unit cells in the crystal volume V . Note that the assumption of zero-range in the $\mathbf{k} \cdot \mathbf{p}$ treatment corresponds to the neglect of momentum dependence of this interaction for wavevectors close to the Γ -point in a microscopic picture. In the following sections of this article we will use the notation, $J_{pd} \equiv J_0 \Omega_{u.c.}$. J_0 has units of energy and J_{pd} has units of energy times volume. Positive sign of the J_{pd} (or J_0) constant corresponds to an antiferromagnetic $p-d$ coupling. We also note that in the II-VI DMS literature a symbol β

is often used instead of J_{pd} and $N_0\beta$ instead of J_0 , where $N_0 = 1/\Omega_{u.c.}$ is the number of unit cells (or cation sites) per volume (Dietl, 1994; Furdyna and Kossut, 1988).

Finally, we discuss the relationship between the exchange constant J_{pd} and the exchange constant, ε , used to provide a $\mathbf{k} \cdot \mathbf{p}$ interpretation of spectroscopic studies of the neutral $A^0(d^5 + \text{hole})$ center. We emphasize that the use of a $\mathbf{k} \cdot \mathbf{p}$ approach assumes that the bound hole is spread over at least several lattice constants in each direction. The fact that it is possible to achieve a reasonably consistent interpretation of the very detailed spectroscopic data in this way is in itself strong support for the validity of this assumption. The coupling between the weakly bound hole moment J and the local spin S of the Mn_{Ga} core is expressed in the form $\varepsilon \mathbf{S} \cdot \mathbf{J}$, where $\mathbf{J} = \mathbf{j} + \mathbf{L}$, \mathbf{j} is the (atomic scale) total angular momentum operator of the band-hole at the Γ -point ($j = 3/2$ or $1/2$ for the As $4p$ -orbitals forming the band states near $\mathbf{k} = 0$), and \mathbf{L} is the additional (hole binding radius scale) angular momentum acquired by the hole upon binding to the Mn_{Ga} impurity. The IR spectroscopy data (Linnarsson *et al.*, 1997) have been analyzed (Bhattacharjee and à la Guillaume, 2000) within a spherical approximation, *i.e.*, considering only the $L = 0$, s -like bound state. (Note that a sizable anisotropic d -like component in the bound-hole ground state has been identified in the analysis of the STM data (Tang and Flatté, 2004; Yakunin *et al.*, 2004b).) Further simplification is achieved by the neglect of the admixture of the two $j = 1/2$ ($j_z = \pm 1/2$) Γ -point states which is justified by the large spin-orbit splitting, $\Delta_{SO} = 341$ meV, of these states from the two heavy-hole states ($j = 3/2$, $j_z = \pm 3/2$) and the two light-hole states ($j = 3/2$, $j_z = \pm 1/2$).

Writing the ground-state wavefunction in the form $\psi_{j_z}(\mathbf{r}) = F_{j_z}(\mathbf{r})u_{j_z}(\mathbf{r})$ with a spherically symmetric envelope function $F_{j_z}(\mathbf{r})$ and for $j_z = \pm 3/2, \pm 1/2$ ($j = 3/2$), the expectation value of the exchange potential reads

$$\begin{aligned} \langle \psi_{j_z} | J(\mathbf{R}_I - \mathbf{r}) \mathbf{S} \cdot \mathbf{s} | \psi_{j_z} \rangle &= \overline{|f(\mathbf{R}_I)|^2} J_{pd} \langle j_z | \mathbf{S} \cdot \mathbf{s} | j_z \rangle \\ &= \overline{|f(\mathbf{R}_I)|^2} \frac{J_{pd}}{3} \langle j_z | \mathbf{S} \cdot \mathbf{j} | j_z \rangle \end{aligned} \quad (4)$$

where $\overline{|f(\mathbf{R}_I)|^2} = \langle F_{j_z}^*(\mathbf{r}) F_{j_z}(\mathbf{r}) \rangle_{u.c.}$ is the mean value of the square of the slowly varying envelope function within the unit cell containing the Mn_{Ga} impurity. Eq. (4) implies that

$$\varepsilon = \frac{J_{pd}}{3} \overline{|f(\mathbf{R}_I)|^2}, \quad (5)$$

i.e., the ratio between ε and J_{pd} is determined by the strength of the binding of the hole to the $A^-(d^5)$ Mn_{Ga} core and is larger for more localized holes.

A combination of IR data and theoretical calculations has been used to analyze this in more detail (Bhattacharjee and à la Guillaume, 2000; Linnarsson *et al.*, 1997). First of all, the value of the g -factor $g = 2.77$ of the neutral $A^0(d^5 + \text{hole})$ Mn_{Ga}

complex obtained from IR spectroscopy measurements is in agreement with the theoretical value expected for the total angular momentum state $F = S - J = 1$ of the complex, confirming the antiferromagnetic character of the $p - d$ coupling between the hole and the local Mn spin. The contribution of the $p - d$ potential to the binding energy is then given by $\varepsilon \mathbf{S} \cdot \mathbf{J} = \varepsilon [F(F + 1) - S(S + 1) - J(J + 1)]/2$ which for the $F = 1$ ground state gives $-21\varepsilon/4$. The IR spectroscopy measurement of the splitting 2ε between the $F = 1$ and $F = 2$ states gives $\varepsilon \approx 5$ meV, *i.e.*, the contribution to the binding energy from the $p - d$ interaction is approximately 26.25 meV. The remaining binding energy, $112.4 - 26.25 = 86.15$ meV, is due to the central field potential of the impurity. Bhattacharjee and Benoit (Bhattacharjee and à la Guillaume, 2000) used the hydrogenic-impurity model with a screened Coulomb potential and a central cell correction, whose strength was tuned to reproduce the value 86.15 meV, to obtain a theoretical estimate for $|f(\mathbf{R}_I)|^2 \approx 0.35 \text{ nm}^{-3}$. From Eq. (5) they then obtained $J_{pd} \approx 40 \text{ meV nm}^3$. Given the level of approximation used in the theoretical description of the $A^0(d^5 + \text{hole})$ state, this value is in a reasonably good agreement with the exchange constant value $J_{pd} = 54 \pm 9 \text{ meV nm}^3$ ($N_0\beta = 1.2 \pm 0.2 \text{ eV}$) inferred from photoemission data (Okabayashi *et al.*, 1998). We note here that photoemission spectroscopy (Hwang *et al.*, 2005; Okabayashi *et al.*, 1999, 1998, 2001, 2002; Rader *et al.*, 2004) has represented one of the key experimental tools to study the properties of Mn impurity in DMSs, in particular, the position of the Mn d -level and the strength and sign of the $p - d$ coupling. An indirect measurement of the J_{pd} constant is performed by fitting the photoemission data to a theoretical spectrum of an isolated MnAs_4 cluster (Okabayashi *et al.*, 1998). This procedure is justified by the short-range character of the $p - d$ exchange interaction.

C. Other common impurities in (Ga,Mn)As

Most of the single Mn-impurity spectroscopic studies mentioned above were performed in samples with doping levels $x < 0.1\%$ for which the $\text{Ga}_{1-x}\text{Mn}_x\text{As}$ random alloy can be grown under equilibrium conditions. In these materials Mn can be expected to occupy almost exclusively the low energy Ga-substitutional position. Ferromagnetism, however, is observed only for $x > 1\%$ which is well above the equilibrium Mn solubility limit in GaAs and, therefore, requires a non-equilibrium growth technique (in practice low-temperature MBE) to avoid Mn precipitation. The price paid for this is the occurrence of a large number of metastable impurity states. The most important additional defects are interstitial Mn ions and As atoms on cation sites (antisite defects). Both act as donors and can have a severe impact on the electric and magnetic properties of the DMS epilayers. More un-

intended defects form at higher Mn doping because of the tendency of the material, even under non-equilibrium growth conditions, toward self-compensation.

1. Interstitial Mn

Direct experimental evidence for Mn impurities occupying interstitial (Mn_I) rather than substitutional positions was uncovered by combined channeling Rutherford backscattering and particle induced x-ray emission measurements (Yu *et al.*, 2002). This technique can distinguish between Mn_I and Mn_{Ga} by counting the relative number of exposed Mn atoms and the ones shadowed by lattice site host atoms at different channeling angles. In highly doped as-grown samples, the experiment identified nearly 20% of Mn as residing on interstitial positions. The metastable nature of these impurities is manifested by the substantial decrease in their density upon post-growth annealing at temperatures very close to the growth temperatures (Chiba *et al.*, 2003a; Edmonds *et al.*, 2002a; Ku *et al.*, 2003; Stone *et al.*, 2003; Yu *et al.*, 2002). Detailed resistance-monitored annealing studies combined with Auger surface analysis established the out-diffusion of Mn_I impurities towards the free DMS epilayer surface during annealing (Edmonds *et al.*, 2004a). The characteristic energy barrier of this diffusion process is estimated to be 1.4 eV. (Note that a factor of 2 was omitted in the original estimate of this energy in (Edmonds *et al.*, 2004a).)

Isolated Mn_I spectroscopy data are not available in (Ga,Mn)As, underlying the importance of theoretical work on the electric and magnetic nature of this impurity. *Ab initio* total energy calculations (Máca and Mašek, 2002; Mašek and Máca, 2003) showed that Mn can occupy two metastable interstitial positions, both with a comparable energy, one surrounded by four Ga atoms (see Fig. 3) and the other surrounded by four As atoms. The two Mn_I states have similar local magnetic moments and electro-negativity.

The calculations have confirmed that Mn_I acts as a double-donor, as expected for a divalent metal atom occupying an interstitial position. Each interstitial Mn therefore compensates two substitutional Mn acceptors. It seems likely that because of the strong Coulombic attraction between positively charged Mn_I and negatively charged Mn_{Ga} defects, the mobile interstitials pair-up with substitutional Mn during the growth, as illustrated in Fig. 3 (Blinowski and Kacman, 2003). The total spin of a $\text{Mn}_{\text{Ga}}\text{-Mn}_\text{I}$ pair, inferred from *ab initio* calculations is much smaller than the local spin $S = 5/2$ of the isolated Mn_{Ga} acceptor. This property, interpreted as a consequence of short-range antiferromagnetic interactions between two local moment defects that have comparable local moments, has been confirmed experimentally (Edmonds *et al.*, 2005a). According to theory, the strength of this magnetic coupling contribution to the

$\text{Mn}_{\text{Ga}}\text{-Mn}_\text{I}$ binding energy is 26 meV (Mašek and Máca, 2003).

Ab-initio calculations of the spin-splitting of the valence band indicate that the J_{pd} coupling constants of interstitial and substitutional Mn are comparable (Mašek and Máca, 2003). This would suggest a negligible net $p - d$ coupling between the antiferromagnetically coupled $\text{Mn}_{\text{Ga}}\text{-Mn}_\text{I}$ pair and the valence band holes. We do note, however, that these LSDA calculations give $J_{pd} \approx 140 \text{ meV nm}^3$ which is more than twice as large as the experimental value, so this conclusion must be regarded somewhat cautiously. It is generally accepted that this discrepancy reflects the general tendency of the DFT-LSDA and similar theories to systematically underestimate the splitting between the occupied Mn d states in the valence band continuum and the empty Mn d -states. Eq. (1) illustrates how this deficiency of SDF band theories translates into an overestimated strength of the $p - d$ exchange interaction. Apart from this quantitative inaccuracy, the relative strength of the $p - d$ interaction of Mn_I compared to Mn_{Ga} is still a somewhat controversial issue in the theoretical literature (Blinowski and Kacman, 2003; Mašek and Máca, 2003), which has not yet been settled experimentally. This property, and many others related to magnetism are sensitive to details of the SDF implementation, to the way in which disorder is accounted for, and even to technical details associated with the way in which the Bloch-Schrödinger equation is solved numerically. For example, the positive charge of the $\text{Mn}_{\text{Ga}}\text{-Mn}_\text{I}$ (single-acceptor double donor) pair, which will tend to reduce its exchange coupling with valence band holes due to Coulomb repulsion, is not included in all approaches.

In addition to the direct hole and local moment compensation effects of Mn_I defects on ferromagnetism in (Ga,Mn)As, the structural changes they induce in the crystal are indirectly related to important magnetic properties, particularly to the various magnetic and transport anisotropies. *Ab initio* theory predicts that the separation of the four nearest As neighbors surrounding the Mn_I in a relaxed lattice is increased by 1.5% compared to the clean GaAs lattice (Mašek *et al.*, 2003). Because of the Coulomb repulsion between Ga cations and Mn_I defects, an even larger lattice expansion ($\sim 2.5\%$) is found for the Mn_I in the four Ga tetrahedral position. When grown on a GaAs substrate, this effect of interstitial Mn leads to a lattice-matching compressive strain in the (Ga,Mn)As thin layers that induces a large uniaxial magnetic anisotropy, as we discuss in detail in Section V.C.

2. As antisites

Low-temperature growth of GaAs is known to lead to the incorporation of high levels of As antisite defects. This property is a combined consequence of the non-equilibrium growth conditions and the As overpressure

often used in the MBE process to assure the 2D growth mode. These double-donor defects are likely to be also present in the (Ga,Mn)As epilayers and may contribute to hole compensation.

Unlike Mn_I impurities, As antisites are stable up to ~ 450 °C (Bliss *et al.*, 1992). This is well above the temperature at which Mn precipitation starts to dominate the properties of (Ga,Mn)As and, therefore, the As antisites cannot be removed from the epilayer by a post-growth annealing treatment. Experimental studies suggest that the degradation of (Ga,Mn)As magnetic properties due to hole compensation by As antisites can be reduced by using As₂ dimers instead of As₄ tetramers and by maintaining a strictly stoichiometric growth mode (Campion *et al.*, 2003b).

D. Qualitative picture of ferromagnetism in (Ga,Mn)As and other (III,Mn)V materials

The following elements of the qualitative picture of ferromagnetism in (Ga,Mn)As emerge from the experimental data and theoretical interpretations discussed in this section (see also (Dietl, 2002)). The low-energy degrees of freedom in (Ga,Mn)As materials are the orientations of Mn local moments and the occupation numbers of acceptor levels near the top of the valence band. The number of local moments participating in the ordered state and the number of holes may differ from the number of Mn_{Ga} impurities in the III-V host due to the presence of charge and moment compensating defects. Hybridization between Mn *d*-orbitals and valence band orbitals, mainly on neighboring As sites, leads to an antiferromagnetic interaction between the spins that they carry.

At low concentrations of substitutional Mn, the average distance between Mn impurities (or between holes bound to Mn ions), $r_c = (3/4\pi N_{Mn})^{1/3}$, is much larger than the size of the bound hole characterized approximately by the impurity effective Bohr radius, $a^* = \epsilon\hbar/m^*e^2$. Here $N_{Mn} = 4x/a_{lc}^3$ is the number of Mn impurities per unit volume, ϵ and a_{lc} are the semiconductor dielectric function and lattice constant, respectively, and m^* is the effective mass near the top of the valence band. For this very dilute insulating limit, a theoretical concept was introduced in the late 1970's in which a ferromagnetic exchange interaction between Mn local moments is mediated by thermally activated band carriers (Pashitskii and Ryabchenko, 1979). Experimentally, ferromagnetism in (Ga,Mn)As is observed when Mn doping reaches approximately 1% (Campion *et al.*, 2003a; Ohno, 1999; Potashnik *et al.*, 2002) and the system is near the Mott insulator-to-metal transition, *i.e.*, $r_c \approx a^*$ (Marder, 1999). At these larger Mn concentrations, the localization length of the impurity band states is extended to a degree that allows them to mediate ferromagnetic exchange interaction between Mn moments, even though the moments are dilute. Several approaches have been used to address

ferromagnetism in DMSs near the metal-insulator transition (for a review see (Dietl, 2002; Timm, 2003), including finite-size exact diagonalization studies of hole-hole and hole-impurity Coulomb interaction effects (Timm *et al.*, 2002; Yang and MacDonald, 2003), and the picture of interacting bound magnetic polarons or holes hopping within the impurity band (Alvarez *et al.*, 2002; Berciu and Bhatt, 2001; Bhatt *et al.*, 2002; Chudnovskiy and Pfannkuche, 2002; Durst *et al.*, 2002; Inoue *et al.*, 2000; Kaminski and Das Sarma, 2002; Litvinov and Dugaev, 2001). Because of the hopping nature of conduction and the mixed *spd* character of impurity band states, the regime is sometimes regarded as an example of double-exchange ferromagnetism.

At even higher Mn concentrations, the impurity band gradually merges with the valence band and the impurity states delocalize. In these metallic (Ga,Mn)As ferromagnets, which we focus on in the following sections, the coupling between Mn local moments is mediated by the *p-d* kinetic-exchange mechanism (Dietl *et al.*, 1997, 2000; Jungwirth *et al.*, 1999; Matsukura *et al.*, 1998). A qualitatively similar picture applies for (In,Mn)As and Mn-doped antimonides. In the metallic limit the influence of Coulomb and exchange disorder on perfect crystal valence-band states can be treated as perturbatively.

The crossover from impurity-band mediated to Bloch valence-band mediated interactions between Mn moments is a gradual one. In the middle of the crossover regime, it is not obvious which picture to use for a qualitative analysis and quantitative calculations are not possible within either picture. Strongly localized impurity-band states away from Fermi energy may play a role in spectroscopic properties (Okabayashi *et al.*, 2001), even when they play a weaker role in magnetic and transport properties. The crossover is controlled not only by the Mn density but (because of the importance of Coulomb interaction screening) also by the carrier density. There is a stark distinction between the compensation dependence predicted by impurity-band and Bloch valence-band pictures. When the impurity-band picture applies, ferromagnetism does not occur in the absence of compensation (Das Sarma *et al.*, 2003; Kaminski and Das Sarma, 2003; Scarpulla *et al.*, 2005), because the impurity band is filled. Given this, we can conclude from experiment that the impurity band picture does not apply to optimally annealed (weakly-compensated) samples which exhibit robust ferromagnetism.

The phenomenology of Mn-doped phosphide or nitride DMSs is more complex, with many aspects that probably cannot be captured by the Zener kinetic-exchange model (Dietl *et al.*, 2002). Experimentally, the nature of the Mn impurity is very sensitive to the presence of other impurities or defects in the lattice (Arkun *et al.*, 2004; Edmonds *et al.*, 2004c; Graf *et al.*, 2002, 2003a; Hwang *et al.*, 2005; Korotkov *et al.*, 2001). This substantially complicates the development of a consistent picture of ferromagnetism in these materials. Larger

$p-d$ coupling in the wide gap DMSs (reported e.g. in the photoemission experiment (Hwang *et al.*, 2005)), *i.e.* stronger bonding of the hole to the Mn ion, might shift the metal-insulator transition to higher Mn densities. At typical dopings of several per cent of Mn, the impurity band is still detached from the valence band and ferromagnetic Mn-Mn coupling is mediated by holes hopping within the impurity band. Recent experiments indicate that this scenario may apply to (Ga,Mn)P with 6% Mn doping (Scarpulla *et al.*, 2005). LSDA calculations suggest (Sandratskii *et al.*, 2004; Sanyal *et al.*, 2003; Wierzbowska *et al.*, 2004) that the $p-d$ hybridization can be so strong that the admixture of Mn $3d$ spectral weight at the Fermi energy reaches a level at which the system effectively turns into a d -band metal. To illustrate this trend we show in Fig. 6 the LSDA and LDA+U calculations of the spin-split total density of states (DOS), and in Fig. 7 the results for the Mn d -states projected DOS in (Ga,Mn)As and (Ga,Mn)N (Sandratskii *et al.*, 2004). Indeed, in the wider gap (Ga,Mn)N the spectral weight of Mn d -orbitals at the Fermi energy is large and is not significantly suppressed even if strong on-site correlations are accounted for by introducing the phenomenological Hubbard parameter in the LDA+U method (see next section for details on combined Hubbard model and SDF techniques).

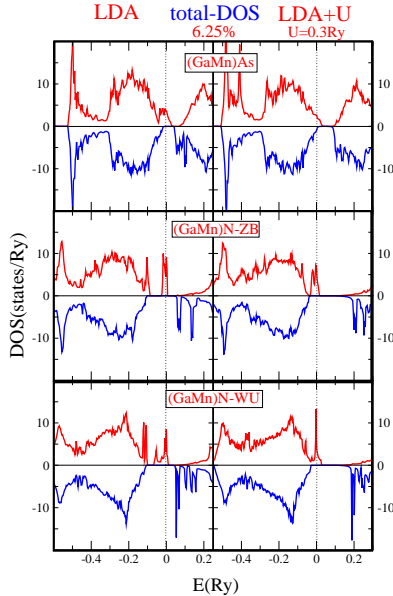


FIG. 6 The spin-resolved total DOS of (Ga,Mn)As and (Ga,Mn)N for a Mn concentration of 6.25%. Calculations are performed within LSDA and LDA+U approaches. For (Ga,Mn)N, both zinc-blende and wurzite structures are presented. The spin-up/spin-down DOS is shown above/below the abscissa axis. The total DOS is given per chemical unit cell of the semiconductor. From (Sandratskii *et al.*, 2004).

Another possible scenario for these more ionic III-P and III-N semiconductors, supported by EPR and optical absorption measurements and *ab initio* calculations (Graf *et al.*, 2002; Kreissl *et al.*, 1996; Luo and Martin,

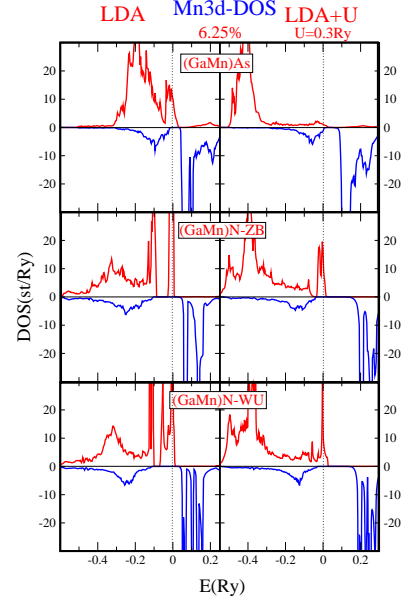


FIG. 7 Same as in Fig. 6 but for partial Mn $3d$ DOS. In LDA+U the $p-d$ hybridization in (Ga,Mn)As is weak for both majority band and minority band states.

2005; Schulthess *et al.*, 2005), involves a transition of the substitutional Mn from a divalent (d^5) impurity to a trivalent (d^4) impurity. This strongly correlated d^4 center, with four occupied d -orbitals and a non-degenerate empty d -level shifted deep into the host band gap, may form as a result of a spontaneous (Jahn-Teller) lowering of the cubic symmetry near the Mn site. If the energy difference between divalent and trivalent Mn impurity states is small, the DMS will have a mixed Mn-valence which evokes the conventional double-exchange mechanism. Systems with dominant d^4 character of Mn impurities, reminiscent of a charge transfer insulator, will inevitably require additional charge co-doping to provide for ferromagnetic coupling between dilute Mn moments (Schulthess *et al.*, 2005).

III. THEORETICAL APPROACHES

Our focus is on the theory of (III,Mn)V ferromagnets and we therefore present in this section an overview of the different approaches that can be used to interpret the existing experimental literature and to predict the properties of materials that might be realized in the future. Since the electronic and magnetic properties of ferromagnetic semiconductors are extremely sensitive to defects that are difficult to control in real materials and may not be completely characterized, the ability to make reasonably reliable theoretical predictions that are informed by as many relevant considerations as possible can be extremely valuable to the effort to discover useful new materials. For example we would like to be able to make confident predictions of the ferromagnetic transition tem-

perature of a (III,Mn)V material as a function of the density of substitutional Mn, interstitial Mn, co-dopants, antisite defects, and any other defects whose importance might be appreciated in the future. This ability is developing, we believe, although there is no simple *silver bullet* that solves all difficulties for all host materials, and there may still be some considerations that are important for less studied host materials and are not yet part of the discussion. In this section we address in a general way the strengths and weaknesses of some of the different theoretical approaches. The following sections of the review compare predictions made with different types of theoretical approaches with experimental data on a variety of important electronic and magnetic properties.

A. First-principles calculations

In SDF theory (Hohenberg and Kohn, 1964; Kohn and Sham, 1965) all many-body effects are buried in a complex exchange-correlation energy functional. Once an approximation is made for this functional, predictions for electronic and magnetic properties depend only on the particular arrangement of atomic nuclei under consideration. In principle nuclear positions can be relaxed to make sure that the spatial distribution of nuclei is metastable and therefore realizable. The exchange-correlation energy functional leads to a self-consistently determined spin-dependent exchange-correlation potential that appears in an effective independent-particle Hamiltonian. The main technical challenge in DFT theory applications is the development of numerically efficient methods that provide accurate solutions of single-body Schrödinger equations (see review articles (Jones and Gunnarsson, 1989; Sanvito *et al.*, 2002)). DFT theory is established as a flexible and valuable tool for studying the microscopic origins of magnetism and for predicting electronic, magnetic, and ground-state structural properties in a wide-variety of materials (Jones and Gunnarsson, 1989; Moruzzi and Marcus, 1993). It has the advantage that it is a first principles approach without any phenomenological parameters. DFT theory falls short of being a complete and general solution to the many-electron problem only because the exact form of the exchange-correlation energy functional is unknown. A simple and widely successful approximation is the LSDA (von Barth and Hedin, 1972).

The problem of solving LSDA equations with adequate accuracy remains a challenge even in perfectly ordered crystals. In DMSs the degrees of freedom that are important for ferromagnetism, the orientations of the Mn local moments, typically reside on approximately 1/40 of the atomic sites which further complicates numerical implementation of the LSDA technique. Other length scales that are characteristic for the physics of interest in these materials, like the Fermi wavelengths of the valence band carriers, are also longer than the atomic length scale on

which DFT theory interrogates matter. This property limits the number of independent magnetic degrees of freedom that can be included in a DFT simulation of DMS materials. The problem is exacerbated by the alloy disorder in (Ga,Mn)As. Even if all Mn atoms substitute for randomly chosen lattice sites, it is necessary to find some way to average over microrealizations of the alloy.

Disorder-averaging coherent-potential approximation (CPA) (Soven, 1967; Velický *et al.*, 1968) and supercell approaches, have been used successfully in combination with DFT calculations to address those physical parameters of (III,Mn)V DMSs that are derived from total-energy calculations, such as the lattice constants, formation and binding energies of various defects, and the type of the magnetic order (see *e.g.* (Edmonds *et al.*, 2004a; Erwin and Petukhov, 2002; Luo and Martin, 2005; Máca and Mašek, 2002; Mahadevan *et al.*, 2004; Park *et al.*, 2000; Petit *et al.*, 2006; Sandratskii *et al.*, 2004; Sanvito *et al.*, 2002; Sato *et al.*, 2003; van Schilfgaarde and Mryasov, 2001; Wierzbowska *et al.*, 2004; Xu *et al.*, 2005)).

Supercell calculations have usually studied interactions between Mn moment orientations by comparing the energies of parallel spin and opposite spin orientation states in supercells that contain two Mn atoms. An effective spin Hamiltonian can be extracted from this approach if it is assumed that the interactions are pairwise and of Heisenberg form. Even when these assumptions are valid, the interaction extracted from these calculations is the sum of the interactions at a set of separations connected by the supercell lattice vector. If the Mn-Mn spin interaction has a range larger than a couple of lattice constants, this poses a problem for the supercell approach. Longer range interactions can, however, be estimated using a spin wave approach which allows spin-orientation variations that are incommensurate with the supercell. Effective interactions extracted in this way lead to a classical Heisenberg model from which the critical temperature can usually be calculated without substantial further approximation (Sandratskii *et al.*, 2004; Xu *et al.*, 2005). The CPA approach can estimate the energy cost of flipping a single spin in the ferromagnetic ground state, which is proportional to the mean-field-approximation for the critical temperature of the effective Heisenberg model (Sandratskii *et al.*, 2004; Sato *et al.*, 2003), and in this sense is limited in its predictive powers when mean-field theory is not reliable. Alternatively, a more detailed picture of magnetic interactions is obtained by direct mapping of the CPA total energy to the Heisenberg Hamiltonian (Bergqvist *et al.*, 2004; Kudrnovský *et al.*, 2004; Liechtenstein *et al.*, 1987).

LSDA predictions for spectral properties, like the local DOS, are less reliable than predictions for total energy related properties. This is especially true for states above the Fermi energy, and is manifested by a notorious inaccuracy in predicted semiconductor band gaps. From a DFT theory point of view, this inconsistency arises from attempting to address the physics of quasiparticle excita-

tions using ground-state DFT. In Mn-doped DMSs, the LSDA also fails to account for strong correlations that suppress fluctuations in the number of electrons in the d -shell. One generally accepted consequence is that the energy splitting between the occupied and empty d -states is underestimated in SDF theory, leading to an unrealistically large d -state local DOS near the top of the valence band and to an overestimate of the strength of the $p-d$ exchange.

LDA+U (Anisimov *et al.*, 1991) and self-interaction corrected (SIC) LSDA (Perdew and Zunger, 1981) schemes have been used to obtain more realistic energy spectra and help to establish theoretically the microscopic origins of ferromagnetism in (III,Mn)V semiconductor alloys (Filippetti *et al.*, 2005; Park *et al.*, 2000; Petit *et al.*, 2006; Sandratskii *et al.*, 2004; Schulthess *et al.*, 2005; Shick *et al.*, 2004; Wierzbowska *et al.*, 2004). LDA+U schemes used in studies of (III,Mn)V DMSs combine SDF theory with the Hubbard description of strongly correlated localized orbitals. Additional parameters from the Hubbard model are added to the energy functional which are obtained by fitting to experiment or, in principle, can be calculated self-consistently (Anisimov *et al.*, 1991). The SIC-LSDA method is based on realizing that spurious self-interactions present in the SDF lead to unphysically large energy penalties for occupying localized states. Subtracting these interactions of a particle with itself from the density functional suppresses the tendency of the LSDA to delocalize strongly correlated atomic orbitals.

B. Microscopic tight-binding models

A practical approach that circumvents some of the complexities of this strongly-correlated many-body problem is based on a tight-binding-approximation (TBA) band-structure theory (Harrison, 1980; Slater and Koster, 1954). The TBA Hamiltonian includes the 8×8 sp^3 term with second-neighbor-interaction integrals describing the host semiconductor (Talwar and Ting, 1982) and terms describing hybridization with non-magnetic impurities and Mn, and electron-electron interactions within the Mn d -shell (Mašek, 1991). In this approximation local changes of the crystal potential at Mn and other impurity sites are represented by shifted atomic levels. The parameters chosen for the atomic level shifts and the hopping amplitudes between atoms can be inferred from experiment in a manner which corrects for some of the limitations of LSDA theory. The parameterization, summarized in (Mašek, 1991; Talwar and Ting, 1982), provides the correct band gap for the host crystal and the appropriate exchange splitting of the Mn d -states. In the calculations, the hole density can be varied independently of Mn doping by adding non-magnetic donors (e.g. Si or Se in GaAs) or acceptors (e.g. C or

Be in GaAs).

Although the TBA model is a semi-phenomenological theory, it shares with first principles theories the advantage of treating disorder microscopically. A disadvantage of the tight-binding model approach, which is often combined with the CPA, is that it normally neglects Coulomb interaction effects which influence the charge and spin densities over several lattice constants surrounding the Mn ion positions. Curie temperatures, magnetizations, the lifetimes of Bloch quasiparticle states, the effects of doping and disorder on the strength of the $p-d$ exchange coupling, and the effective Mn-Mn magnetic interaction are among the problems that have been analyzed using this tool (Blinowski and Kacman, 2003; Jungwirth *et al.*, 2003a, 2005a,b; Sankowski and Kacman, 2005; Tang and Flatté, 2004; Timm and MacDonald, 2005; Vurgaftman and Meyer, 2001).

C. $\mathbf{k} \cdot \mathbf{p}$ effective Hamiltonian theories

The highest critical temperatures in (Ga,Mn)As DMSs are achieved in optimally annealed samples and at Mn doping levels above 1.5% for which the band holes are itinerant, as evidenced by the metallic conductivities (Campion *et al.*, 2003a). In this regime, semi-phenomenological models that are built on crystal Bloch states rather than localized basis states for the band quasiparticles might be expected to provide more useful insights into magnetic and magneto-transport properties. A practical approach to this type of modeling starts from recognizing that the length scales associated with holes in the DMS compounds are still long enough that a $\mathbf{k} \cdot \mathbf{p}$, envelope function description of the semiconductor valence bands is appropriate. Since for many properties it is necessary to incorporate spin-orbit coupling in a realistic way, six- or eight-band Kohn-Luttinger (KL) $\mathbf{k} \cdot \mathbf{p}$ Hamiltonians that include the spin-orbit split-off band are desirable (Luttinger and Kohn, 1955; Vurgaftman *et al.*, 2001).

The kinetic-exchange effective Hamiltonian approach (Bhattacharjee *et al.*, 1983; Dietl, 1994; Furdyna, 1988; Zener, 1951a) asserts the localized character of the five Mn_{Ga} d -orbitals forming a moment $S = 5/2$ and describes hole states in the valence band using the KL Hamiltonian and assuming the $p-d$ exchange interaction between Mn_{Ga} and hole spins. As discussed in Section II.B.1, the exchange interaction follows from hybridization between Mn d -orbitals and valence band p -orbitals. The approach implicitly assumes that a canonical transformation has been performed which eliminated the hybridization (Schrieffer and Wolff, 1966; Timm, 2003). The $\mathbf{k} \cdot \mathbf{p}$ approximation applies when all relevant wavevectors are near the Brillouin-zone center and the model also assumes from the outset that the states near the Fermi energy mainly have the character of the host semiconductor valence band, even in the neighborhood of

a substitutional Mn. When these assumptions are valid it follows from symmetry considerations that the spin-dependent part of the effective coupling between Mn and band spins is an isotropic Heisenberg interaction characterized by a single parameter. If the KL Hamiltonian parameters are taken from the known values for the host III-V compound (Vurgaftman *et al.*, 2001), the strength of this exchange interaction J_{pd} can be extracted from one set of data, for example from spectroscopic studies of isolated Mn acceptors as explained in Section II.B.1, and used to predict all other properties (Dietl *et al.*, 1997, 2000; Jungwirth *et al.*, 1999; König *et al.*, 2000; Matsukura *et al.*, 1998). Since the value of J_{pd} can be obtained from experiments in a paramagnetic state the approach uses no free parameters to model ferromagnetism in these systems. In the absence of an external magnetic field the KL kinetic-exchange Hamiltonian has the general form:

$$\mathcal{H} = \mathcal{H}_{holes} + J_{pd} \sum_{i,I} \mathbf{S}_I \cdot \mathbf{s}_i \delta(\mathbf{r}_i - \mathbf{R}_I), \quad (6)$$

where \mathcal{H}_{holes} includes the $\mathbf{k} \cdot \mathbf{p}$ KL Hamiltonian and the interactions of holes with the random disorder potential and with other holes. The second term in Eq. (6) represents the $p-d$ exchange interaction between local Mn spins \mathbf{S}_I and hole spins \mathbf{s}_i .

The $\mathbf{k} \cdot \mathbf{p}$ approach has the advantage that it focuses strongly on the magnetic degrees of freedom introduced by the dilute moments, which can simplify analysis of the model's properties. Disorder can be treated in the model by introducing Born approximation lifetimes for the Bloch states or by more sophisticated, exact-diagonalization or Monte-Carlo methods (Jungwirth *et al.*, 2002a; König *et al.*, 2003). This approach makes it possible to use standard electron-gas theory tools to account for hole-hole Coulomb interactions (Jungwirth *et al.*, 1999). The envelope function approximation is simply extended to model magnetic semiconductor heterostructures, like superlattices or quantum wells (Brey and Guinea, 2000; Frustaglia *et al.*, 2004; Kechrakos *et al.*, 2005; Lee *et al.*, 2002, 2000; Souma *et al.*, 2005). This strategy will fail, however, if the $p-d$ exchange is too strong and the Mn acceptor level is correspondingly too spatially localized or too deep in the gap. For example, Mn-doped GaP and GaN compounds are likely less favorable for this approach than (III,Mn)As and (III,Mn)Sb compounds. Generally speaking the advantages of a fully microscopic approach have increasing importance for more localized acceptors, and hence shorter range Mn-Mn interactions, while the advantages of the $\mathbf{k} \cdot \mathbf{p}$ approach are more clear when the acceptors are more shallow and the Mn-Mn interactions have longer range.

D. Impurity band and polaronic models

There has also been theoretical work on (III,Mn)V DMS materials based on still simpler models in which holes are assumed to hop between Mn acceptor sites, where they interact with the Mn moments via phenomenological exchange interactions (Alvarez *et al.*, 2002; Berciu and Bhatt, 2001; Bhatt *et al.*, 2002; Chudnovskiy and Pfannkuche, 2002; Fiete *et al.*, 2003; Mayr *et al.*, 2002). Hamiltonians used in these studies have a form of (or similar to),

$$\mathcal{H} = -t \sum_{\langle ij \rangle, \sigma} \hat{c}_{i\sigma}^\dagger \hat{c}_{j\sigma} + J \sum_I \mathbf{S}_I \cdot \boldsymbol{\sigma}_I, \quad (7)$$

where $\hat{c}_{i\sigma}^\dagger$ creates a hole at site i with spin σ , the hole spin operator $\boldsymbol{\sigma}_I = \hat{c}_{I\alpha}^\dagger \boldsymbol{\sigma}_{\alpha\beta} \hat{c}_{I\beta}$, and $\boldsymbol{\sigma}_{\alpha\beta}$ are the Pauli matrices. The models apply at least qualitatively in the low Mn density limit and are able to directly attack the complex and intriguing physics of these unusual insulating ferromagnets. Insulating ferromagnetism persists in this limit even when the carrier density is not strongly compensated (Fiete *et al.*, 2003). The dependence of ferromagnetism in this regime on the degree of compensation has not yet been systematically studied experimentally and seems certain to pose challenging theoretical questions. The models that have been used to study ferromagnetism in this regime can easily be adapted to include holes that are localized on ionized defects that may occur in addition to Mn acceptors.

Other related models assume that the Mn acceptors are strongly compensated so that the density of localized holes is much smaller than the density of Mn ions, leading to a polaronic picture in which a single hole polarizes a cloud of Mn spins (Durst *et al.*, 2002; Kaminski and Das Sarma, 2002). The free-parameter nature of these phenomenological models means that they have only qualitative predictive power. They are not appropriate for the high T_c (Ga,Mn)As materials which are heavily doped by weakly compensated Mn acceptors and are metallic. On the other hand, the impurity band models may represent a useful approach to address experimental magnetic and transport properties of ferromagnetic (Ga,Mn)P where holes are more strongly localized (Das Sarma *et al.*, 2003; Kaminski and Das Sarma, 2003; Scarpulla *et al.*, 2005).

IV. STRUCTURAL PROPERTIES

A. Impurity formation energies and partial concentrations

Experimental efforts to increase Mn doping in (Ga,Mn)As DMSs beyond the solubility limit of 0.1% have been assisted by modern *ab initio* theoretical studies of impurity formation energies and effects related to the growth kinetics (Edmonds *et al.*, 2004a; Erwin and Petukhov, 2002; Mahadevan and Zunger,

2003; Mašek and Máca, 2003; Mašek *et al.*, 2002, 2004). Substitution of Ga by Mn is expected, based on these studies, to be enhanced when the Ga chemical potential is kept low relative to the Mn chemical potential, *i.e.*, under Ga-poor, Mn-rich growth conditions (Mahadevan and Zunger, 2003). Calculations also suggest that one of the major drawbacks of bulk growth techniques is that they allow phase separated precipitates, such as MnAs, to attain their most stable free-standing lattice geometry, leading to relatively low formation energies for these unwanted phases (Mahadevan and Zunger, 2003).

In thin film epitaxy, competing phases are forced to adopt the crystal structure of the substrate, which can significantly increase their formation energies (Mahadevan and Zunger, 2003). The non-equilibrium LT-MBE has been a particularly successful growth technique which allows a synthesis of single-phase (Ga,Mn)As DMSs with Mn concentrations up to $\sim 10\%$. If the growth temperature is precisely controlled, a 2D growth mode of uniform DMSs can be maintained and, at the same time, a large number of Mn atoms is incorporated in Mn_{Ga} positions (Foxon *et al.*, 2004).

In (Ga,Mn)As DMSs a significant fraction of the Mn atoms is also incorporated in interstitial positions (Yu *et al.*, 2002). Adsorption pathways that can funnel Mn to interstitial sites have been identified theoretically (see Fig. 8) using *ab initio* calculations of the potential energy surface of Mn adsorbed on GaAs(001) (Erwin and Petukhov, 2002). First principles calculations have also confirmed that interstitial Mn_{I} impurities are metastable in GaAs, showing that the three distinct positions they can occupy are two tetrahedral $\text{T}(\text{As}_4 \text{ or } \text{Ga}_4)$ positions surrounded by four near-neighbor As or Ga atoms, and one hexagonal position with three Ga and three As nearest neighbors. Among the three interstitial sites the hexagonal position is clearly less favorable, especially so in an overall p-type (Ga,Mn)As material (Mašek and Máca, 2003). The typical energy barrier for Mn diffusion between interstitial sites is approximately 1 eV (Edmonds *et al.*, 2004a; Mašek and Máca, 2003). On the other hand, diffusion of Mn between Ga substitutional positions involves a kick-out mechanism of $\text{Mn}_{\text{I}} + \text{Ga}_{\text{Ga}} \rightarrow \text{Mn}_{\text{Ga}} + \text{Ga}_{\text{I}}$ for which the typical barrier is about 3 eV (Erwin and Petukhov, 2002). Interstitial Mn_{I} is therefore much more mobile than substitutional Mn_{Ga} .

As mentioned in Section II.C.1, Mn_{I} donors are likely to form near-neighbor pairs with Mn_{Ga} acceptors in as-grown materials due to the strong Coulomb attraction. The net magnetic moment of such a pair is close to zero (Blinowski and Kacman, 2003; Edmonds *et al.*, 2004a, 2005a; Mašek and Máca, 2003). Although Mn_{I} can be removed by low-temperature annealing, the number of substitutional Mn_{Ga} impurities will remain smaller than the total nominal Mn doping. The Mn_{Ga} doping efficiency is, therefore, one of the key parameters that may limit the maximum T_c that can be achieved

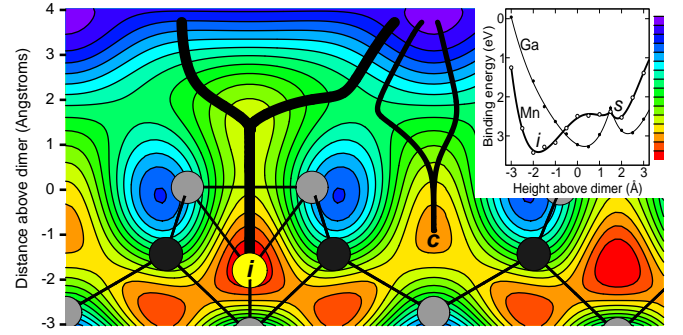


FIG. 8 The Potential-energy surface for Mn adsorption on GaAs(001), plotted in a plane normal to the surface and containing the As surface dimer. The minimum energy adsorption site is the subsurface interstitial site labeled *i*; the corresponding surface geometry is shown (light gray for As, dark gray for Ga, yellow for Mn). Typical adsorption pathways funnel Mn adatoms to this interstitial site (heavy curves) or to a cave site, *c* (light curves). Inset: Binding energy of a Mn adatom centered on the As-dimer; for comparison, results are also shown for a Ga adatom. When additional As is deposited, the metastable Mn site, *s*, becomes more favorable and leads to partial incorporation of substitutional Mn. From (Erwin and Petukhov, 2002).

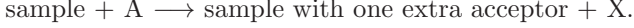
in (Ga,Mn)As epilayers, as we discuss in detail in Section V.A. *Ab initio* calculations of the formation energies can be used to estimate the dependence of Mn_{Ga} and Mn_{I} partial concentrations on total Mn doping in as-grown materials (Jungwirth *et al.*, 2005b; Mašek *et al.*, 2004). Similarly, correlated doping effects can be studied for other defects that occur frequently in LT-MBE (Ga,Mn)As materials, such as the arsenic antisites As_{Ga} (Mašek *et al.*, 2002).

Correlations between acceptors (Mn_{Ga}) and donors (Mn_{I} or As_{Ga}) in III-V semiconductors like GaAs are strong due to the nearly covalent nature of bonding in these crystals. The cohesion energy of the covalent networks has a maximum if the Fermi energy E_F lies within a band gap. Whenever E_F is shifted to the valence band or the conduction band the strength of the bonds is reduced because of the occurrence of unfilled bonding states or occupied antibonding states, respectively.

In case of weak doping, small changes in the impurity concentration can easily move E_F across the band gap with a negligible influence on the energy spectrum. The dependence of the formation energy, *i.e.* the energy cost for incorporating a particular impurity in a crystal, on the number of electrically active impurities can then be represented by the corresponding change in E_F multiplied by the charge state of the impurity (Mahadevan and Zunger, 2003). In case of strongly doped and mixed crystals, the redistribution of electronic states in the valence band due to the impurities may play a more important role and should therefore be included in the microscopic calculations.

In general, the formation energy as a function of impurity concentrations can be obtained from the

composition-dependent cohesion energy W_{coh} of the crystal. Assuming a sample consisting of N unit cells of the impure (mixed) crystal, the formation energy E_A of an acceptor A replacing atom X is defined as the reaction energy of the substitution process,



The corresponding reaction energy is

$$E_A(x_A, x_D) = N \cdot (W_{tot}(x_A + 1/N, x_D) - W_{tot}(x_A, x_D)) + E_{atom}(X) - E_{atom}(A), \quad (8)$$

where $W_{tot}(x_A, x_D)$ is the total energy of the doped crystal normalized to a unit cell, x_A and x_D are the acceptor and donor concentrations, and the last two terms represent total energies of free-standing atoms X and A. With increasing size of the sample, $N \rightarrow \infty$, the first term in Eq. (8) approaches the derivative of $W_{tot}(x_A, x_D)$ with respect to x_A and the atomic energies can be absorbed by using the relation between the total and cohesion energy. As a result, the cohesion energy represents a generating functional for the formation energies, *i.e.*,

$$E_A(x_A, x_D) = \frac{\partial W_{coh}(x_A, x_D)}{\partial x_A}. \quad (9)$$

The formation energy of a donor D substituting for an atom Y has the same form with $A \leftrightarrow D$ and $X \leftrightarrow Y$.

Having defined E_A and E_D , we note that in the low concentration regime where they depend linearly on x_A and x_D ,

$$\frac{\partial E_A}{\partial x_D} = \frac{\partial E_D}{\partial x_A} \equiv K(x_A, x_D), \quad (10)$$

i.e., that the mutual influence of the two kinds of impurities is symmetric. $K(x_A, x_D)$ in Eq. (10) plays the role of a correlation energy characterizing the co-doping process. For positive $K(x_A, x_D)$, the formation energy of one impurity increases in the presence of the other. In this case the material tends to be either n-type or p-type rather than a compensated semiconductor. On the other hand, negative correlation energy indicates that the presence of impurities of one kind makes the incorporation of the other dopants easier. In this case compensation is favored.

Doping correlations over a wide and continuous range of impurity concentrations have been studied using the CPA, combined with either the parameterized TBA model or the *ab initio* linearized-muffin-tin-orbital (LMTO) DFT method (Jungwirth *et al.*, 2005b; Mašek *et al.*, 2004). Results of these calculations are summarized in Figs. 9 and 10. The zero of energy is set to correspond to the formation energy of a reference $\text{Ga}_{0.96}\text{Mn}_{0.04}\text{As}$ system with all Mn atoms occupying substitutional Ga positions. Four representative examples are considered here. Se_{As} and Si_{Ga} are typical single donors in GaAs which occupy the anion and cation sublattice, respectively. The As antisite defects As_{Ga} and

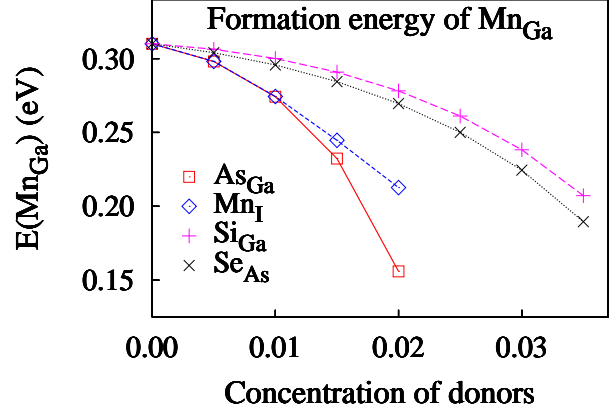


FIG. 9 Theoretical LMTO formation energy $E(\text{Mn}_{\text{Ga}})$ of substitutional Mn_{Ga} in $\text{Ga}_{0.96}\text{Mn}_{0.04}\text{As}$ as a function of the concentration of various donors. From (Mašek *et al.*, 2004).

the Mn_{I} interstitials, are the most important native defects in (Ga,Mn)As, both acting as double donors. Fig. 9 shows that the formation energy of Mn_{Ga} decreases with an increasing number of donors. The curves are grouped into pairs according to the charge state of the donors, with only a minor influence of the particular chemical origin of the defect. The dependence is almost linear for low concentrations and the slope of the function is roughly proportional to the charge state of the donor. All this indicates that the variation of the formation energy of Mn_{Ga} is mostly determined by the above mentioned Fermi-level effect, and that the redistribution of the density of states induced by donor defects plays a minor role. Formation energies of the interstitial Mn_{I} in the tetrahedral $\text{T}(\text{As}_4)$ position are shown in Fig. 10. For the donor Mn_{I} impurity, the formation energy increases with the density of other donors. This means that the creation of Mn_{I} is efficiently inhibited in the presence of As_{Ga} . Analogous results are obtained for As_{Ga} antisite defects.

In Fig. 11 we show the change of formation energies of As_{Ga} and Mn_{I} as a function of the number of Mn_{Ga} . In both cases, the formation energy is a decreasing function of the density of Mn_{Ga} . This self-compensation tendency is an important mechanism controlling the properties of as-grown (Ga,Mn)As mixed crystals. It explains the observed charge compensation in as-grown materials and is responsible to a large degree for the lattice expansion of highly Mn-doped (Ga,Mn)As DMSs, as we discuss in Section IV.B.

The formation energies can be used to theoretically estimate partial concentrations of substitutional Mn_{Ga} , x_s , and interstitial Mn_{I} , x_i , in as-grown (Ga,Mn)As materials. An assumption is made in these calculations, whose validity is tested by a comparison with experimental data, that the probabilities of Mn atoms to occupy substitutional or interstitial positions are determined by

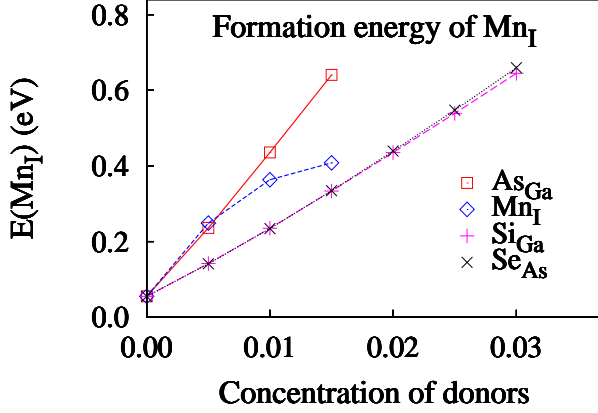


FIG. 10 Theoretical LMTO formation energy $E(\text{Mn}_I)$ of the interstitial Mn impurity in $\text{Ga}_{0.96}\text{Mn}_{0.04}\text{As}$ as a function of the concentration of various donors. From (Mašek *et al.*, 2004).

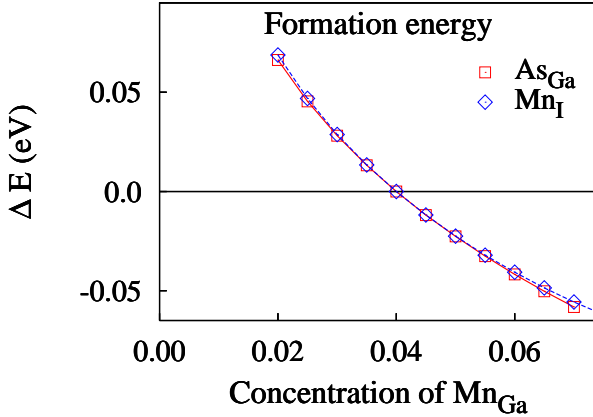


FIG. 11 Theoretical LMTO variations ΔE of the formation energies of the interstitial Mn impurity and As_{Ga} antisite defect in $\text{Ga}_{1-x}\text{Mn}_x\text{As}$ as a function of the concentration x of the Mn atoms substituted in the Ga sublattice. The variations are measured from the values for the reference material with 4 % of Mn_{Ga} . From (Mašek *et al.*, 2004).

the respective formation energies, E_s and E_i , even in the non-equilibrium LT-MBE grown materials.

The balanced distribution of Mn_{Ga} and Mn_I is reached when (Jungwirth *et al.*, 2005b; Mašek *et al.*, 2002),

$$E_s(x_s, x_i) = E_i(x_s, x_i), \quad (11)$$

as also expected from the growth point of view. Partial concentrations $x_{s,i}$ of Mn are obtained by solving Eq. (11) together with the condition $0 \leq x_{s,i} \leq x$, $x_s + x_i = x$. In Fig. 12 we show results of TBA/CPA calculations (Jungwirth *et al.*, 2005b); for $x > 1.5\%$ $x_s \approx 0.8x$ and $x_i \approx 0.2x$. LMTO/CPA theory calculations give very similar predictions (Mašek *et al.*, 2004).

The linear relations between x_s , x_i , and x reflect the fact that the difference of the formation energies of Mn_{Ga}

and Mn_I impurities (see inset of Fig. 12) can be, up to $x = 10\%$, approximated by a linear function of x_s and x_i ,

$$\begin{aligned} \Delta(x_s, x_i) &= E_s(x_s, x_i) - E_i(x_s, x_i) \\ &\approx -0.1 + 5.9x_s - 15.1x_i (\text{eV}). \end{aligned} \quad (12)$$

This relation indicates that for $x < 1.5\%$, Mn_{Ga} has a lower formation energy than Mn_I and Mn atoms tend to occupy substitutional positions. At and above $x \approx 1.5\%$, $\Delta(x_s, x_i)$ approaches zero and both Mn_{Ga} and Mn_I are formed.

The theoretical results are in a very good agreement with experimental data, as shown in Fig. 12. The balance considerations, confirmed experimentally in samples with Mn_{Ga} concentrations up to 6.8%, suggest that there is no fundamental physics barrier to increasing Mn_{Ga} concentration up to 10% and beyond. Very precise control over the growth temperature and stoichiometry is, however, required for maintaining the 2D growth mode of the uniform (Ga,Mn)As materials at these high doping levels.

Finally we note that during growth the formation energies control incorporation of Mn atoms, assuming that the total amount of Mn in the material is related to a sufficiently high chemical potential in the Mn source. The annealing processes, on the other hand, do not depend on formation energies but rather on energy barriers surrounding individual metastable positions of Mn in the lattice. The barriers are larger for Mn_{Ga} (Erwin and Petukhov, 2002; Mašek and Máca, 2003) so that post-growth low temperature annealing can be used to remove Mn_I without changing the number of Mn_{Ga} significantly.

B. Lattice constant variation

Changes in the lattice constant of (Ga,Mn)As DMSs, relative to the lattice constant of undoped GaAs, are too small to significantly suppress or enhance $p-d$ kinetic exchange or other magnetic coupling mechanisms. Direct effects of doping-induced lattice distortion on the onset of ferromagnetism are therefore negligibly small. Nevertheless, variations in the lattice parameter provide a measure of impurity concentrations in the DMS material. The impurities do, of course, control ferromagnetism through their doping properties. Also, because thin film (Ga,Mn)As epilayers are not relaxed, lattice constant mismatch between the DMS layer and the substrate induces strains that in many cases determine magnetocrystalline and magnetotransport anisotropies, as we discuss in detail in Sections V.C.1 and VI.B. Theoretical calculations (Mašek *et al.*, 2003) of the dependence of the lattice constant on the density of the most common impurities in DMSs represent, therefore, another piece to the mosaic of our understanding of ferromagnetism in these complex systems.

Considering the values of the atomic radii of Mn ($R_{\text{Mn}} = 1.17 \text{ \AA}$) and Ga ($R_{\text{Ga}} = 1.25 \text{ \AA}$), the substitutional

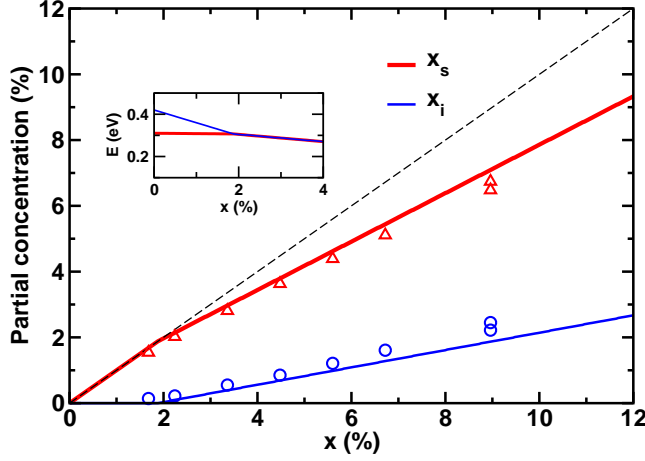


FIG. 12 Main panel: Theoretical TBA equilibrium partial concentrations of substitutional Mn_{Ga} (red line) and interstitial Mn_{I} (blue line) impurities. Triangles and circles represent experimental Mn_{Ga} and Mn_{I} partial concentrations, respectively. Inset: Formation energies of Mn_{Ga} and Mn_{I} as a function of total Mn concentration. From (Jungwirth *et al.*, 2005b).

Mn_{Ga} impurity may be expected to lead to only very small changes (reductions) in the lattice constant. This expectation is consistent with the calculated (Zhao *et al.*, 2002) lattice constant of a hypothetical zinc-blende MnAs crystal whose value is comparable to that of GaAs . On the other hand, As antisites produce an expansion of the GaAs lattice (Liu *et al.*, 1995; Staab *et al.*, 2001) and a similar trend can be expected for interstitial Mn.

Modern density-functional techniques allow one to move beyond intuitive theoretical considerations and discuss the dependence of the lattice constant on impurity concentrations on a more quantitative level (Mašek *et al.*, 2003). The CPA is again a useful tool here for studying $(\text{Ga},\text{Mn})\text{As}$ properties over a wide range of impurity concentrations. Some quantitative inaccuracies in theoretical results due to the limitations of the LMTO/CPA approach (*e.g.* neglect of local lattice relaxations) have been corrected by using the full-potential linearized-augmented-plane-wave supercell method (Mašek and Máca, 2005). Starting with an ideal $(\text{Ga},\text{Mn})\text{As}$ mixed crystal with all Mn atoms occupying substitutional Ga positions, these calculations give the following Vegard's law expression for the doping dependence of the lattice constant:

$$a(x_s) = a_0 + a_s x_s (\text{\AA}), \quad (13)$$

with the expansion coefficient a_s ranging from -0.05 to 0.02 depending on the method used in the calculation (Mašek *et al.*, 2003; Mašek and Máca, 2005). As expected, a changes only weakly with the Mn_{Ga} density x_s .

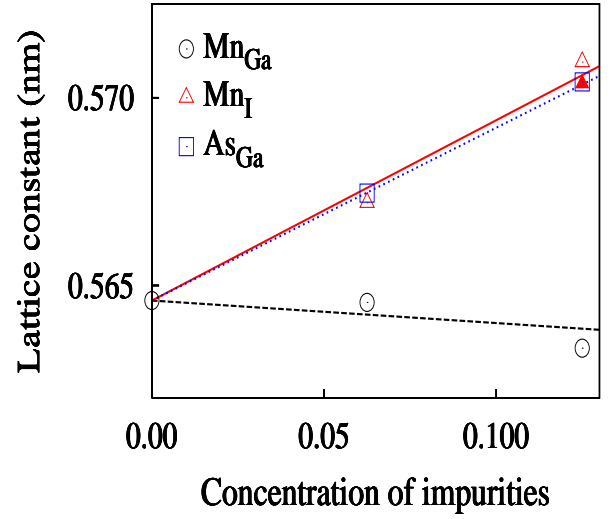


FIG. 13 Theoretical LMTO/CPA lattice constant of $(\text{Ga},\text{Mn})\text{As}$ as a function of the concentration of the most important impurities Mn_{Ga} (circles), Mn_{I} (full triangles), and As_{Ga} (empty triangles). From (Mašek and Máca, 2005).

A similar linear dependence is obtained for hypothetical crystals where As_{Ga} (or Mn_{I}) is the only impurity present in the material, as shown in Fig. 13. According to the more reliable full-potential supercell calculations (Mašek and Máca, 2005), the composition-dependent lattice constant is found to obey:

$$a(x_s, x_i, y) = a_0 - 0.05x_s + 0.48x_i + 0.46y (\text{\AA}), \quad (14)$$

where x_i and y are the densities of Mn_{I} and As_{Ga} , respectively, and a_0 is the lattice constant of pure GaAs .

Recently, several experimental works (Kuryliszyn-Kudelska *et al.*, 2004; Potashnik *et al.*, 2002; Sadowski and Domagala, 2004; Zhao *et al.*, 2005) have studied the dependence of lattice constants in $(\text{Ga},\text{Mn})\text{As}$ materials on disorder, based on the comparison between as-grown and annealed samples. The measurements confirmed that both As_{Ga} and Mn_{I} defects lead to a significant expansion of the lattice. In samples grown under As-rich condition, which is expected to inhibit formation of Mn_{I} impurities, annealing has virtually no effect on the measured lattice constant. This is consistent with the stability of As_{Ga} defects up to temperatures that are far above the annealing temperatures. Mn_{I} impurities, on the other hand, can be efficiently removed by low-temperature annealing. Consistently, annealing leads to a significant reduction of the lattice constant in materials which contain a large number of these defects in the as-grown form, as shown in Fig. 14. On a quantitative level, experimental data suggest a stronger lattice expansion due to Mn_{Ga} and a weaker expansion due to As_{Ga} and Mn_{I} , compared to the theoretical predictions of Eq. (14). The quantitative disagreement can be attributed, in part, to the simplified description of the system within the theoretical model.

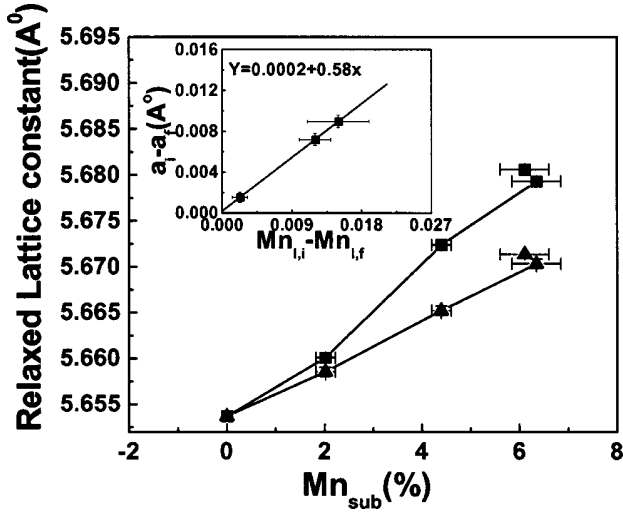


FIG. 14 Relaxed lattice constants for the 50-nm-thick (Ga,Mn)As films before annealing (squares) and after annealing (triangles) as a function of substitutional Mn_{Ga} content. The inset shows the change of the relaxed lattice constant as a function of the change in the fraction of interstitial Mn due to the out-diffusion of interstitial Mn during annealing (*i.e.*, $\text{Mn}_{\text{i,i}} - \text{Mn}_{\text{i,f}}$). From (Zhao *et al.*, 2005).

Also, the presence of other lattice imperfections or inaccuracies in the determination of experimental doping values may have partly obscured the direct quantitative comparison between experiment and theory.

V. MAGNETIC PROPERTIES

A. Ferromagnetic critical temperature

Curie temperatures in metallic (Ga,Mn)As have been studied theoretically starting from the $\mathbf{k}\cdot\mathbf{p}$ kinetic-exchange effective Hamiltonian (Brey and Gómez-Santos, 2003; Das Sarma *et al.*, 2004; Dietl *et al.*, 2000; Jungwirth *et al.*, 1999, 2002b, 2005b) and from microscopic TBA or SDF band structure calculations (Bergqvist *et al.*, 2005, 2004; Bouzerar *et al.*, 2005a,b; Hilbert and Nolting, 2005; Jungwirth *et al.*, 2003a, 2005b; Sandratskii and Bruno, 2002; Sandratskii *et al.*, 2004; Sato *et al.*, 2003; Timm and MacDonald, 2005; Xu *et al.*, 2005). For a more detail description of these theoretical approaches see Sections III.A-III.C. The advantage of the $\mathbf{k}\cdot\mathbf{p}$ kinetic-exchange model is that it uses the experimental value for the $p-d$ coupling constant J_{pd} , *i.e.*, it correctly captures the strength of the magnetic interaction that has been established to play the key role in ferromagnetism in (Ga,Mn)As. The model also accounts for strong spin-orbit interaction present in the host valence band which splits the three p -bands into a heavy-hole, light-hole, and a split-off band with different dispersions. The spin-orbit coupling was shown (Brey and Gómez-Santos, 2003; König *et al.*, 2001a) to

play an important role in suppressing magnetization fluctuation effects and, therefore, stabilizing the ferromagnetic state up to high temperatures. On the other hand, describing the potentially complex behavior of Mn_{Ga} in GaAs by a single parameter may oversimplify the problem. The calculations omit, for example, the suppression of T_c in low hole-density (Ga,Mn)As materials due to the direct antiferromagnetic superexchange contribution to the coupling of near-neighbor Mn pairs. The whole model inevitably breaks down in DMS systems with holes strongly bound to Mn acceptors or with large charge fluctuations on Mn_{Ga} d -shells.

The advantage of microscopic approaches to Curie temperature calculations is that they make no assumption about the character of Mn_{Ga} impurities in GaAs and their magnetic coupling. They are therefore useful for studying material trends in T_c as a function of Mn doping or the density of other intentional or unintentional impurities and defects present in real systems. Because spin-orbit interactions add to the numerical complexity of calculations that are already challenging, they have normally been neglected in this approach. Another shortcoming, discussed already in Section III.A, of the LSDA approaches is an overestimated strength of the $p-d$ exchange as compared to experiment. Within the mean-field approximation, which considers thermodynamics of an isolated Mn moment in an effective field and neglects correlated Mn-Mn fluctuations, microscopic calculations typically yield larger T_c 's than the effective Hamiltonian model that uses the experimental value for J_{pd} . Stronger $p-d$ exchange and the omission of spin-orbit coupling effects in the DFT theories, however, also leads to a larger suppression of the Curie temperature due to fluctuation effects. (A closer agreement on the character of the T_c versus Mn-doping curves, calculated within the two formalisms, is obtained when the deficiencies of LSDA theories are partly eliminated by using, *e.g.*, the LDA+U.) Despite the above weaknesses of semi-phenomenological and microscopic calculations, a qualitatively consistent picture is clearly emerging from these complementary theoretical approaches that, as we discuss below, provides a useful framework for analyzing measured T_c 's.

1. Mean-field theory in (Ga,Mn)As

Our review of theoretical T_c trends in (Ga,Mn)As starts with the results of the KL kinetic-exchange Hamiltonian and mean-field approximation to set up a scale of expected Curie temperatures. These estimates which are not accurate in all regimes, are simplified by assuming a homogeneous distribution of Mn_{Ga} ions and neglecting the role of other defects, apart from their potential contribution to hole or moment compensation (Dietl *et al.*, 1997, 2000; Jungwirth *et al.*, 1999; König *et al.*, 2003). In the case of microscopic models this assumption is equivalent to the virtual crystal approximation. Microscopic TBA calculations have

shown very little effect of positional disorder on the strength of magnetic couplings in (Ga,Mn)As epilayers with metallic conductivities, partly justifying the virtual-crystal approach (Jungwirth *et al.*, 2003a). In addition, detailed theoretical studies confirm the absence of any significant magnetic frustration associated with the random positions of Mn_{Ga} moments in the lattice in the more metallic ferromagnetic semiconductors (Fiete *et al.*, 2005; Timm and MacDonald, 2005). In the very dilute limit, however, T_c becomes sensitive to the distribution of the Mn moments in the lattice (Bergqvist *et al.*, 2004).

In the mean-field approximation (Dietl *et al.*, 2000; Jungwirth *et al.*, 1999), each local Mn_{Ga} moment is described by a Hamiltonian $\mathbf{S}_I \cdot \mathbf{H}_{MF}$ where \mathbf{S}_I is the Mn_{Ga} local spin operator, $\mathbf{H}_{MF} = J_{pd}\langle \mathbf{s} \rangle$, and $\langle \mathbf{s} \rangle$ is the mean spin density of the valence band holes (for the definition of the J_{pd} field see Section II.B.1). \mathbf{H}_{MF} is an effective field seen by the local moments due to spin-polarization of the band holes, analogous to the nuclear Knight shift. Similarly $\mathbf{h}_{MF} = J_{pd}N_{Mn}\langle \mathbf{S} \rangle$ is an effective magnetic field experienced by the valence band holes which is proportional to the density and the mean spin polarization of the Mn_{Ga} local moments. The dependence of $\langle \mathbf{S} \rangle$ on temperature and field H_{MF} is given (König *et al.*, 2003) by the Brillouin function (Ashcroft and Mermin, 1976):

$$\langle \mathbf{S} \rangle = \frac{\mathbf{H}_{MF}}{|\mathbf{H}_{MF}|} SB_s(S|H_{MF}|/k_B T). \quad (15)$$

The Curie temperature is found by linearizing H_{MF} and B_s around $\langle \mathbf{S} \rangle = 0$:

$$\begin{aligned} \mathbf{H}_{MF} &\approx J_{pd}^2 N_{Mn} \langle \mathbf{S} \rangle \chi_f \\ B_s &\approx \frac{S+1}{3} \frac{S|H_{MF}|}{k_B T_c}. \end{aligned} \quad (16)$$

Here χ_f is the itinerant hole spin susceptibility given by

$$\chi_f = \frac{d\langle s \rangle}{dh_{MF}} = -\frac{d^2 e_T}{dh_{MF}^2}, \quad (17)$$

and e_T is the total energy per volume of the holes. Eqs. (15) and (16) give

$$k_B T_c = \frac{N_{Mn} S(S+1)}{3} J_{pd}^2 \chi_f. \quad (18)$$

The qualitative implications of this T_c -equation can be understood within a model itinerant hole system with a single spin-split band and an effective mass m^* . The kinetic energy contribution, e_k , to the total energy of the band holes gives a susceptibility:

$$\chi_{f,k} = -\frac{d^2 e_k}{dh_{MF}^2} = \frac{m^* k_F}{4\pi^2 \hbar^2}, \quad (19)$$

where k_F is the Fermi wavevector. Within this approximation T_c is proportional to the Mn_{Ga} local moment density, to the hole Fermi wavevector, *i.e.* to $p^{1/3}$ where p is the hole density, and to the hole effective mass m^* .

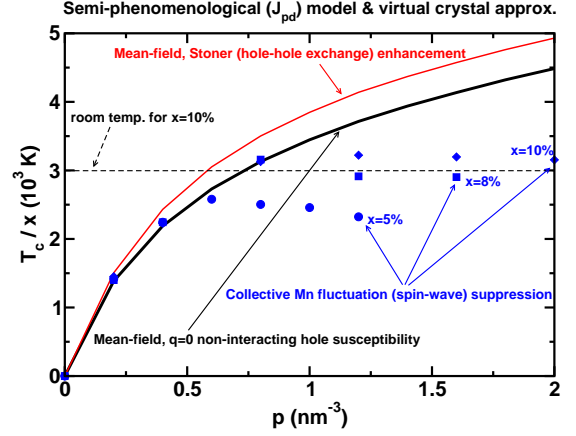


FIG. 15 Ferromagnetic transition temperatures of (Ga,Mn)As calculated within the effective Hamiltonian and virtual crystal approximation: mean-field (thick black line), Stoner enhancement of T_c (thin red line), T_c after correcting for correlated Mn orientation fluctuations using a spin-wave approximation (blue symbols). From (Jungwirth *et al.*, 2005b).

A more quantitative prediction for the Curie temperature is obtained by evaluating the itinerant hole susceptibility using a realistic band Hamiltonian,

$$\mathcal{H} = \mathcal{H}_{KL} + \mathbf{s} \cdot \mathbf{h}_{MF}, \quad (20)$$

where \mathcal{H}_{KL} is the six-band KL Hamiltonian of the GaAs host band (Vurgaftman *et al.*, 2001) and \vec{s} is the hole spin operator (Abolfath *et al.*, 2001a; Dietl *et al.*, 2001b, 2000). The results, represented by the solid black line in Fig. 15, are consistent with the qualitative analysis based on the parabolic band model, *i.e.*, T_c roughly follows the $\sim xp^{1/3}$ dependence. Based on these calculations, room temperature ferromagnetism in (Ga,Mn)As is expected for 10% Mn_{Ga} doping in weakly compensated samples (Jungwirth *et al.*, 2005b).

Hole-hole Coulomb interaction effects can be included, in the lowest order of perturbation theory by adding the hole exchange contribution to the total energy (Mahan, 1981). The red line in Fig. 15 shows this Stoner T_c enhancement calculated numerically using the kinetic-exchange effective model with the six-band KL Hamiltonian. T_c stays roughly proportional to $x p^{1/3}$ even if hole-hole exchange interactions are included, and the enhancement of T_c due to interactions is of the order $\sim 10 - 20\%$ (Dietl *et al.*, 2001b; Jungwirth *et al.*, 1999, 2005b).

The mean-field effective Hamiltonian analysis above neglects discreteness in the random Mn_{Ga} positions in the lattice and magnetic coupling mechanisms additional to the kinetic exchange contribution, particularly the near neighbor superexchange. The former point can be expected to influence T_c at large hole densities, *i.e.*, when the hole Fermi wavelength approaches inter-atomic distances. Of course, the entire phenomenological scheme

fails on many fronts when the Fermi wavelength approaches atomic length scales since it is motivated by the assumption that all relevant length scales are long; the $\mathbf{k}\cdot\mathbf{p}$ band structure, the use of the host material band parameters, and the neglect of momentum dependence in the J_{pd} parameter all become less reliable as the hole density increases to very large values. The approximations are apparently not fatal, however, even for $x \sim 10\%$ and any degree of compensation.

In the opposite limit of strongly compensated systems, where the overall magnitude of the hole-mediated exchange is weaker, antiferromagnetic superexchange can dominate the near-neighbor $\text{Mn}_{\text{Ga}}\text{-Mn}_{\text{Ga}}$ coupling (Kudrnovský *et al.*, 2004), leading to a reduced Curie temperature (Jungwirth *et al.*, 2005b; Sandratskii *et al.*, 2004). We emphasize that the $\mathbf{k}\cdot\mathbf{p}$ kinetic-exchange model cannot be applied consistently when nearest neighbor interactions dominate, since it implicitly assumes that all length scales are longer than a lattice constant. We also note that net antiferromagnetic coupling of near-neighbor $\text{Mn}_{\text{Ga}}\text{-Mn}_{\text{Ga}}$ pairs is expected only in systems with large charge compensations. In weakly compensated (Ga,Mn)As the ferromagnetic contribution takes over (Dietl *et al.*, 2001b; Kudrnovský *et al.*, 2004; Mahadevan and Zunger, 2004).

In addition to the above effects related to random Mn distribution, Mn positional disorder can directly modify $p-d$ interactions when the coherence of Bloch states becomes significantly disturbed. Microscopic theories, such as the TBA/CPA (Jungwirth *et al.*, 2005b) or *ab initio* approaches based on either CPA or supercell band structures (Sandratskii *et al.*, 2004; Sato *et al.*, 2003), capture all these effects on an equal footing and can be used to estimate trends in mean-field T_c beyond the virtual crystal approximation.

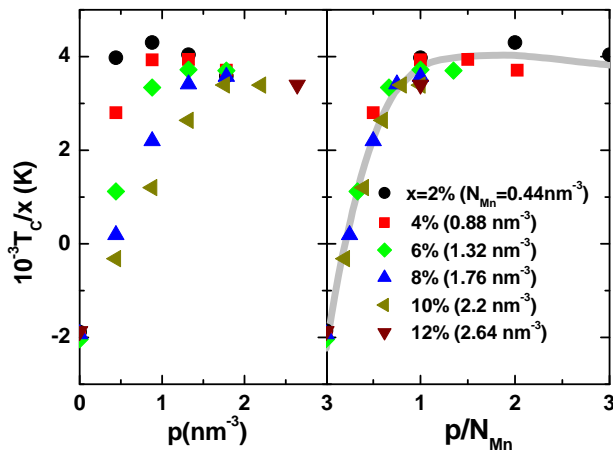


FIG. 16 T_c calculations within the microscopic TBA/CPA model: T_c versus hole density (left panel), T_c versus number of holes per Mn_{Ga} (right panel). The overall theoretical T_c trend is highlighted in grey. From (Jungwirth *et al.*, 2005b).

The mean-field CPA Curie temperatures are obtained by evaluating the energy cost of flipping one Mn_{Ga} moment with all other moments held fixed in the ferromagnetic ground state. It can be evaluated for any given chemical composition (Liechtenstein *et al.*, 1987; Mašek, 1991) and defines an effective exchange field H_{eff} acting on the local moment. This energy change corresponds to H_{MF} in the kinetic-exchange model used in the previous section, *i.e.*,

$$k_B T_c = \frac{S+1}{3} H_{\text{eff}}. \quad (21)$$

Results based on microscopic TBA band structure calculations are shown in Fig. 16 as a function of hole density for several Mn_{Ga} local moment concentrations (Jungwirth *et al.*, 2005b). (The hole density is varied independently of Mn_{Ga} doping in these calculations by adding non-magnetic donors or acceptors.) Comparison with Fig. 15 identifies the main physical origins of the deviations from the $T_c \sim xp^{1/3}$ trend. Black dots in the left panel of Fig. 16 correspond to a relatively low local Mn_{Ga} moment concentration ($x = 2\%$) and hole densities ranging up to $p = 4N_{\text{Mn}}$ and show the expected suppression of T_c at large p . The effect of superexchange in the opposite limit is clearly seen when inspecting, *e.g.*, the $x = 10\%$ data for $p < 1 \text{ nm}^{-3}$. The mean-field TBA/CPA Curie temperature is largely suppressed here or even negative, meaning that the ferromagnetic state becomes unstable due to the short-range antiferromagnetic coupling. Note, that the neglect of Coulomb interactions in these TBA/CPA calculations likely leads to an overestimated strength of the antiferromagnetic superexchange. The inhomogeneity of the carrier distribution in the disordered mixed crystal may also contribute to the steep decrease of T_c with increasing compensation seen in Fig. 16.

Although the Curie temperatures in the left panel of Fig. 16 appear to depart strongly for the $T_c \sim xp^{1/3}$ dependence, the linearity with x is almost fully recovered when T_c is plotted as a function of the number of holes per Mn_{Ga} local moment, p/N_{Mn} (see right panel of Fig. 16). Note that for compensations $(1 - p/N_{\text{Mn}})$ reaching 100% this property of the superexchange coupling is reminiscent of the behavior of (II,Mn)VI diluted magnetic semiconductors (Furdyna, 1988) in which Mn acts as an isovalent magnetic impurity. The dependence on p in (Ga,Mn)As is expected to become very weak, however, when approaching the uncompensated state. Similarly, the prospects for substantial increases in T_c by non-magnetic acceptor co-doping of weakly compensated material appear to be quite limited.

In the left panel of Fig. 17 we show mean-field CPA Curie temperatures in uncompensated ($p/N_{\text{Mn}} = 1$) (Ga,Mn)As DMSs as a function of Mn doping calculated using LDA and LDA+U *ab initio* methods. The LDA+U calculations, which give more realistic values of the $p-d$ exchange coupling, confirm the linear dependence of T_c on x , showing no signs of saturation even at the largest

doping $x = 10\%$ considered in these calculations.

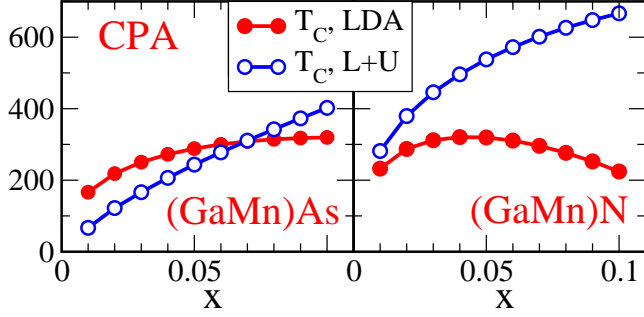


FIG. 17 LDA/CPA (red) and LDA+U/CPA (blue) calculations of the Curie temperature as a function of Mn doping in uncompensated (one hole per Mn) (Ga,Mn)As and (Ga,Mn)N. From (Sandratskii *et al.*, 2004).

2. Role of collective Mn-moments fluctuations and different III-V hosts

The potential influence of correlated Mn-moment fluctuations (corrections to mean field theory) on ferromagnetic ordering in (Ga,Mn)As can be recognized by considering, within a simple parabolic band model, the RKKY oscillations effect which occurs as a consequence of the $2k_F$ anomaly in the wavevector dependent susceptibility of the hole system (Brey and Gómez-Santos, 2003; Dietl *et al.*, 1997). In this theory, which treats the hole system perturbatively around the paramagnetic state, the sign of the hole-mediated $\text{Mn}_{\text{Ga}}\text{-Mn}_{\text{Ga}}$ coupling varies as $\cos(2k_F d)$, where d is the distance between Mn_{Ga} moments, and its amplitude decays as d^3 . Estimating the average $\text{Mn}_{\text{Ga}}\text{-Mn}_{\text{Ga}}$ separation in a (Ga,Mn)As random alloy as $\bar{d} = 2(3/4\pi N_{\text{Mn}})^{1/3}$ for uncompensated (Ga,Mn)As systems and neglecting spin-orbit coupling and band warping, $\cos(2k_F d) \approx -1$, which means that the role of the RKKY oscillations cannot be generally discarded. In realistic valence bands the oscillations are suppressed due to non-parabolic and anisotropic dispersions of the heavy- and light-hole bands and due to strong spin-orbit coupling (Brey and Gómez-Santos, 2003; König *et al.*, 2001a).

More quantitatively, the range of reliability and corrections to the mean-field approximation in (Ga,Mn)As can be estimated by accounting for the suppression of the Curie temperature using the quantum theory of long-wavelength spin-waves or using Monte Carlo simulations which treat Mn-moments as classical variables. For weak $p-d$ exchange coupling, $SN_{\text{Mn}}J_{pd}/E_F \ll 1$ where E_F is the hole Fermi energy, the spin-polarization of the hole system is small and the RKKY and spin-wave approximations treat collective Mn-moment fluctuations on a similar level. The advantage of the spin-wave theory is that it can be used to explore the robustness of ferromagnetic states over a wider range of $p-d$ couplings, including the more strongly exchange-coupled as-grown materials

with large Mn density and large hole compensation (See Section VIII.A for a general discussion of magnetic interactions in the two coupling-strength limits).

Calculations in metallic systems have been performed starting from the $\mathbf{k}\cdot\mathbf{p}$ kinetic-exchange effective Hamiltonian (Brey and Gómez-Santos, 2003; Jungwirth *et al.*, 2005b; Schliemann *et al.*, 2001b) or from the SDF band structure calculations (Bergqvist *et al.*, 2004; Bouzerar *et al.*, 2005a; Hilbert and Nolting, 2005; Xu *et al.*, 2005). (Monte Carlo studies of T_c in the regime near the metal-insulator are reported in (Mayr *et al.*, 2002).) Within a non-interacting spin-wave approximation, the magnetization vanishes at the temperature where the number of excited spin waves equals the total spin of the ground state (Jungwirth *et al.*, 2002b, 2005b):

$$k_B T_c = \frac{2S+1}{6} k_D^2 D(T_c), \quad (22)$$

where $k_D = (6\pi^2 N_{\text{Mn}})^{1/3}$ is the Debye cutoff and $D(T) = D_0 \langle S \rangle(T)/S$ is proportional to the zero-temperature spin-wave stiffness parameter A ($D_0 = 2A/SN_{\text{Mn}}$) and the mean-field temperature-dependent average spin on Mn, $\langle S \rangle(T)$ (König *et al.*, 2001a; Schliemann *et al.*, 2001a). (For a detail discussion of the micromagnetic parameter A see Section V.C).

Comparing the spin-stiffness results obtained using the $\mathbf{k}\cdot\mathbf{p}$ kinetic-exchange model with a simple parabolic band and with the more realistic, spin-orbit coupled KL Hamiltonian, the spin stiffness is observed to always be much larger in the KL model (König *et al.*, 2001a, 2000). For (Ga,Mn)As, the parabolic-band model underestimates D by a factor of $\sim 10\text{-}30$ for typical hole densities. This larger spin stiffness in the spin-orbit coupled valence bands is due to the heavy-hole – light-hole mixing. Crudely, the large mass heavy-hole band dominates the spin susceptibility and enables local (mean-field) magnetic order at high temperatures, while the dispersive light-hole band dominates the spin stiffness and enables long-range magnetic order. The analysis highlights that the multi-band character of the semiconductor valence band plays an important role in the ferromagnetism of (Ga,Mn)As.

Critical temperature estimates based on Eq. (22), the KL kinetic-exchange model, and including also the Stoner enhancement of T_c are summarized in Fig. 15 by the blue symbols. These T_c estimates indicate that T_c will remain roughly proportional to x even at large dopings. The suppression of T_c due to spin-waves increases with increasing hole density relative to the local moment concentration, resulting in saturation of the critical temperature with increasing p at about 50% compensation.

The suppression of T_c due to correlated Mn-moment fluctuations is also observed in the LSDA calculations (Bergqvist *et al.*, 2005, 2004; Bouzerar *et al.*, 2005a,b; Hilbert and Nolting, 2005; Xu *et al.*, 2005). The trend is illustrated in Fig. 18 where collective fluctuations are accounted for using the spin-wave theory

or the Monte Carlo approach (Bergqvist *et al.*, 2004; Hilbert and Nolting, 2005); similar trends of suppressed mean-field T_c due to collective Mn-moment fluctuations have been predicted by a spin-wave theory using a more elaborate, self-consistent RPA technique on random lattice (Bouzerar *et al.*, 2005a). A larger suppression of the mean-field T_c seen in the *ab initio* calculations, compared to the KL kinetic-exchange model results, can be attributed partly to the simpler, three-fold degenerate LSDA valence band structure in theories that neglect spin-orbit coupling. Also, the stronger $p-d$ exchange in the LSDA theories may result in a weaker spin stiffness of the magnetic system, as the holes are more strongly bound to the Mn acceptors and the hole mediated Mn-Mn coupling has a more short-range character. The enhancement of fluctuation effects in stronger $p-d$ coupled systems is clearly seen in Fig. 18 when comparing the LSDA results for narrower gap (weaker $p-d$ exchange) (Ga,Mn)As and wider gap (stronger $p-d$ exchange) (Ga,Mn)N.

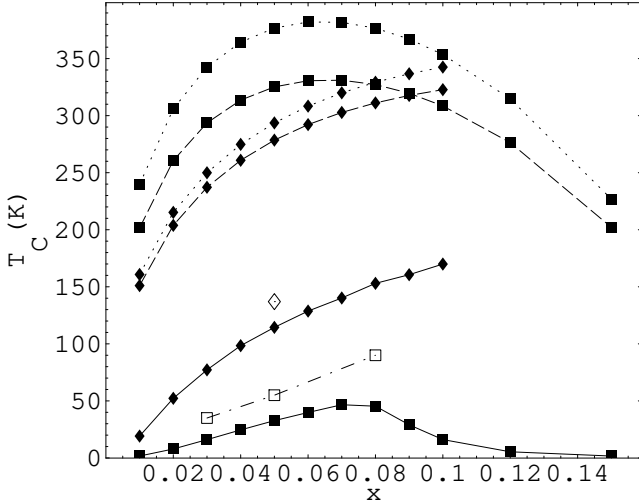


FIG. 18 Comparison of the *ab initio* Curie temperatures of $\text{Ga}_{1-x}\text{Mn}_x\text{As}$ (diamonds) and $\text{Ga}_{1-x}\text{Mn}_x\text{N}$ (squares) obtained by the spin-wave approach (solid line, filled symbols), virtual-crystal-approximation-RPA (dashed line, filled symbols), mean-field-approximation (dotted line, filled symbols) and Monte Carlo (dash-dotted line, open symbols). From (Hilbert and Nolting, 2005).

The quantitative discrepancies between KL kinetic-exchange model and LSDA results for the mean-field T_c and for the suppression of ferromagnetism due to collective Mn-moment fluctuations partly cancel out, leading to similar overall predictions of the Curie temperatures in (Ga,Mn)As. Based on the T_c analysis alone it is therefore difficult to determine whether the magnetic interactions have a short-range or long-range character in (Ga,Mn)As DMSs.

Theoretically, the localization of the hole around the Mn impurity and the range of magnetic Mn-Mn interactions can be studied using microscopic TBA or *ab initio* calculations of the charge and moment dis-

tribution in the lattice or by mapping the total energy of the DMS crystal to the Heisenberg Hamiltonian (Hilbert and Nolting, 2005; Kudrnovský *et al.*, 2004; Mahadevan and Zunger, 2004; Sandratskii and Bruno, 2002; Sato *et al.*, 2003; van Schilfgaarde and Mryasov, 2001; Schulthess *et al.*, 2005; Timm and MacDonald, 2005; Wierzbowska *et al.*, 2004). Moving down the anion column in the periodic table from the nitride DMSs to antimonides, the holes become more delocalized (Mahadevan and Zunger, 2004) and, consequently, the Mn-Mn interactions are more long-range in these microscopic calculations. In (Ga,Mn)As the LSDA theory predicts short-range magnetic coupling while the LDA+U or SIC-LSDA results suggest that the holes which mediate the Mn-Mn exchange interaction are more delocalized (van Schilfgaarde and Mryasov, 2001; Schulthess *et al.*, 2005; Wierzbowska *et al.*, 2004).

Combined theoretical and experimental studies of remanent magnetization, micromagnetic parameters, and magneto-transport coefficients, discussed in detail in Sections V.B-VII, indicate that in high quality (Ga,Mn)As ferromagnets with metallic conductivities (conductivity increases with decreasing temperature) the holes are sufficiently delocalized to make the kinetic-exchange model approach applicable. It is natural to expect that the free-carrier-mediated ferromagnetism picture will also apply in narrower gap antimonide DMSs, such as (In,Mn)Sb, with even larger conductivities due to the smaller hole effective mass (Wojtowicz *et al.*, 2003). Smaller effective mass and larger unit cell volume, as compared to arsenide DMSs, explain the smaller Curie temperatures in (III,Mn)Sb. This trend is illustrated in Table I by comparing the respective mean-field KL kinetic-exchange model T_c 's. In Mn-doped phosphides and nitrides the suppression of T_c due to effects beyond the mean-field virtual-crystal approximation, seen in the LSDA calculations and related to the short-range nature of magnetic interactions, may prevail (Scarpulla *et al.*, 2005). We note also that the above LSDA Curie temperature studies do not capture the possible transition of the Mn impurity state in the wide gap III-V's to the highly correlated tri-valent (d^4) center with four strongly localized d -electrons and an empty d -state deep in the gap, in which case the hole mediated ferromagnetism picture these calculations imply is not applicable (Kreissl *et al.*, 1996; Luo and Martin, 2005; Schulthess *et al.*, 2005).

Experimentally, T_c trends have been most extensively studied in (Ga,Mn)As (Chiba *et al.*, 2003a; Edmonds *et al.*, 2002a; Jungwirth *et al.*, 2005b; Ku *et al.*, 2003; Ohno, 1998; Potashnik *et al.*, 2002; Stone *et al.*, 2003; Yu *et al.*, 2003). In Fig. 19 we show the temperature-dependent magnetization and inverse susceptibility of the current record T_c material (Wang *et al.*, 2005a). The Brillouin-function character of the magnetization curve confirms that the mean-field theory is appropriate in these high quality DMS materials with metallic conductivities. Curie temperatures for a series of as-grown and annealed (Ga,Mn)As samples

host	p (nm ⁻³)	T_c^{MF}	T_c^{ex}	T_c^{coll}	T_c^{est} (K)
AlAs	0.1	45	53	41	47
	0.5	134	158	105	119
GaAs	0.1	40	43	38	41
	0.5	124	138	106	115
InAs	0.1	14	15	14	15
	0.5	41	44	40	41
AlSb	0.1	19	22	18	20
	0.5	58	64	49	53
GaSb	0.1	18	19	18	19
	0.5	85	88	82	85
InSb	0.1	11	12	11	11
	0.5	37	38	35	36

TABLE I Mean-field (T_c^{MF}), Stoner enhanced (T_c^{ex}), spin-wave suppressed (T_c^{coll}), and estimated including both Stoner enhancement and spin-wave suppression (T_c^{est}) ferromagnetic transition temperatures in III-V host semiconductors doped with 5% of Mn and with itinerant hole densities $p = 0.1$ and $p = 0.5$ nm⁻³. From (Jungwirth *et al.*, 2002b).

with experimentally characterized charge and moment compensations are plotted in Fig. 20 (Jungwirth *et al.*, 2005b). The concentration of uncompensated Mn moments in the plot is $x_{\text{eff}} = x_s - x_i$, where it is assumed that the Mn_I donors present in the system are attracted to Mn_{Ga} acceptors and that these pairs couples antiferromagnetically, as discussed in Sections II.C.1 and IV.A. (The consistency of this assumption is confirmed by independent magnetization studies reviewed in Section V.B). The experimental T_c/x_{eff} plotted against $p/N_{\text{Mn}}^{\text{eff}}$ in Fig. 20, where $N_{\text{Mn}}^{\text{eff}} = 4x_{\text{eff}}/a_{\text{lc}}^3$, show a common T_c trend which is consistent with theoretical expectations (Bergqvist *et al.*, 2005; Bouzerar *et al.*, 2005a; Jungwirth *et al.*, 2005b). In particular, theory and experiment agree on the very weak dependence of T_c/x_{eff} on $p/N_{\text{Mn}}^{\text{eff}}$ for low compensation and the relatively rapid fall of T_c/x_{eff} with decreasing $p/N_{\text{Mn}}^{\text{eff}}$ for compensations of $\sim 40\%$ or larger. It should be noted that the maximum experimental x_{eff} is only 4.6% in the as grown sample and 6.8% after annealing for a total Mn concentration $x = 9\%$. Hence the modest T_c 's observed so far. Achieving T_c values close to room temperature in (Ga,Mn)As, which is expected to occur for $x_{\text{eff}} \approx 10\%$, appears to be essentially a material growth issue, albeit a very challenging one (Jungwirth *et al.*, 2005b).

Only a few experimental studies of LT-MBE grown (III,Mn)Sb DMSs have been reported to date (Abe *et al.*, 2000; Wojtowicz *et al.*, 2003). Curie temperatures measured in these materials are lower than T_c 's in Mn-doped arsenides, consistent with the kinetic-exchange model predictions in Table I. The nature of ferromagnetism and, therefore, the interpretation of experimental Curie temperatures observed in phosphide and nitride DMSs are not established yet, as we have already pointed out in Section I.B.

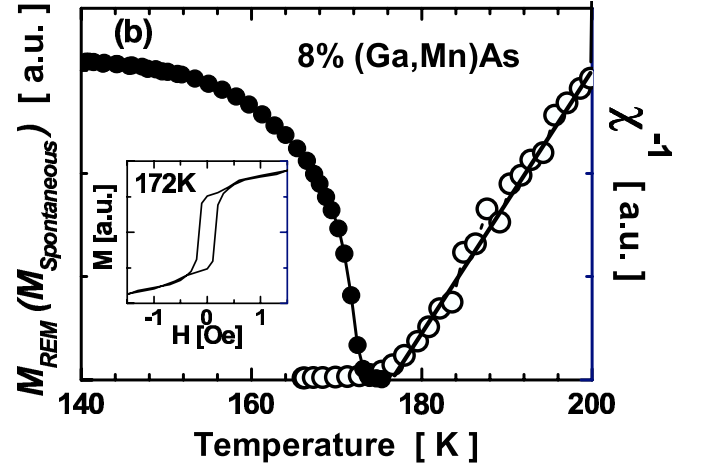


FIG. 19 Temperature dependence of remanent magnetization and inverse paramagnetic susceptibility for Ga_{0.91}Mn_{0.09}As sample with $T_c = 173$ K; inset: hysteresis loop for the same sample at 172 K. From (Wang *et al.*, 2005a).

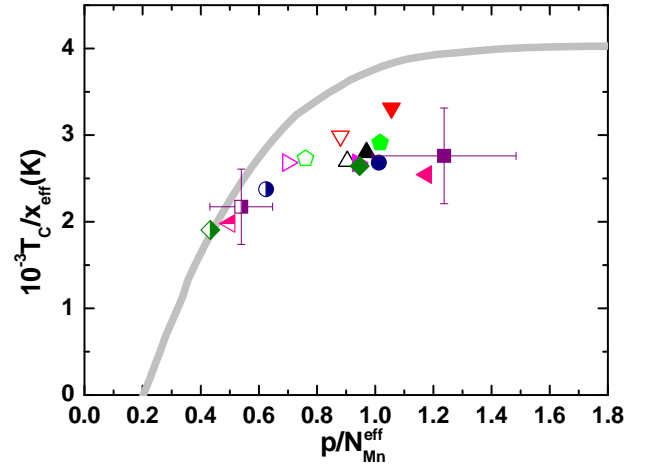


FIG. 20 Experimental T_c/x_{eff} vs. hole density relative to effective concentration of Mn_{Ga} moments. Deviations from linear dependence on x_{eff} are seen only for high compensations ($1 - pa_{\text{lc}}^3/4x_{\text{eff}} = 1 - p/N_{\text{Mn}}^{\text{eff}} > 40\%$) in agreement with theory. For weakly compensated samples T_c shows no signs of saturation with increasing x_{eff} . Theoretical (grey) T_c trend from Fig. 16 is plotted for comparison. From (Jungwirth *et al.*, 2005b).

B. Magnetization

In this section we focus on low-temperature ferromagnetic moments in (Ga,Mn)As DMSs with metallic conductivities. Early experimental studies, reporting large apparent magnetization deficits in (Ga,Mn)As (Korzhavyi *et al.*, 2002; Ohno and Matsukura, 2001; Potashnik *et al.*, 2002), motivated a theoretical search for possible intrinsic origins of frustrating magnetic

interactions in this material. Using a wide spectrum of computational techniques, ranging from *ab initio* methods (Korzhavyi *et al.*, 2002; Kudrnovský *et al.*, 2004; Mahadevan *et al.*, 2004) and microscopic TBA (Timm and MacDonald, 2005) to $\mathbf{k}\cdot\mathbf{p}$ kinetic-exchange models (Brey and Gómez-Santos, 2003; Fiete *et al.*, 2005; Schliemann, 2003; Schliemann and MacDonald, 2002; Zaránd and Jankó, 2002) the theoretical studies have identified several mechanisms that can lead to non-collinear ground states. The observation that long wavelength spin-waves with negative energies frequently occur within the parabolic-band kinetic-exchange model illustrates that randomness in the distribution of Mn moments can result in an instability of the collinear ferromagnetic state (Schliemann and MacDonald, 2002). Frustration can be further enhanced when positional disorder is combined with anisotropies in Mn-Mn interactions. The pd character of electronic states forming the magnetic moment leads to magnetic interaction anisotropies with respect to the crystallographic orientation of the vector connecting two Mn moments (Brey and Gómez-Santos, 2003; Kudrnovský *et al.*, 2004; Mahadevan *et al.*, 2004; Timm and MacDonald, 2005). When spin-orbit coupling is taken into account, magnetic interactions also become anisotropic with respect to the relative orientation of the Mn-Mn connecting vector and the magnetic moment (Fiete *et al.*, 2005; Schliemann, 2003; Timm and MacDonald, 2005; Zaránd and Jankó, 2002).

Some degree of non-collinearity is inevitable as a combined consequence of positional disorder and spin-orbit coupling. Nevertheless it was argued theoretically that a large suppression of the ferromagnetic moment is not expected in metallic (Ga,Mn)As samples with Mn concentrations above $\sim 1\%$ (Timm and MacDonald, 2005). The minor role of non-collinearity is due largely to the long-range character of magnetic interactions, which tends to average out the frustrating effect of anisotropic coupling between randomly distributed Mn impurities (Timm and MacDonald, 2005; Zhou *et al.*, 2004). Indeed, *ab initio*, microscopic TBA, and $\mathbf{k}\cdot\mathbf{p}$ kinetic-exchange model calculations of zero-temperature magnetic moments in (Ga,Mn)As ferromagnets which neglect effects that would lead to non-collinearity (Dietl *et al.*, 2001b; Jungwirth *et al.*, 2005a; Schulthess *et al.*, 2005; Wierzbowska *et al.*, 2004) are consistent with experiments reported in a series of high-quality (Ga,Mn)As ferromagnets (Edmonds *et al.*, 2005a; Jungwirth *et al.*, 2005a; Wang *et al.*, 2005b). It rules out any marked intrinsic frustrations in the ground state of these DMSs. The substantial magnetization suppression seen in many early (Ga,Mn)As samples can be attributed primarily to the role played in those samples by interstitial Mn atoms and other unintentional defects.

1. Magnetization of an isolated $\text{Mn}(d^5+\text{hole})$ complex

We start the discussion by identifying the key physical considerations that influence the ground-state magnetization of (Ga,Mn)As ferromagnets by focusing first on a single $\text{Mn}(d^5+\text{hole})$ complex and approximating the total magnetization in the collinear state by a simple sum of individual (identical) $\text{Mn}(d^5+\text{hole})$ complex contributions. This crude model is used only to qualitatively clarify the connection between $p-d$ hybridization and antiferromagnetic kinetic-exchange coupling, the sign of the hole contribution to total moment per Mn, and the expected mean-field contribution to magnetization per Mn from the Mn local moments and from the antiferromagnetically coupled holes. We also explain in this section that quantum fluctuations around the mean-field ground state are generically present because of antiferromagnetic character of the $p-d$ kinetic exchange interaction.

Magnetization at $T = 0$ is defined thermodynamically by the dependence of the ground-state energy E on external magnetic field B :

$$m = -\left.\frac{\partial E}{\partial B}\right|_{B=0} \quad (23)$$

To avoid confusion that may result from using the hole picture to describe magnetization of carriers in p-type (Ga,Mn)As materials, we recall first the relationship between magnetizations evaluated using the physically direct electron-picture and magnetizations evaluated using the indirect but computationally more convenient hole-picture. In mean-field theory the magnetization is related to the change of single-particle energy with field, summed over all occupied orbitals. Orbitals that decrease in energy with field make a positive contribution to the magnetization. For $\mathbf{B} \parallel +\hat{\mathbf{z}}$, the d -electron spins are aligned along $(-z)$ -direction (down-spins) and the majority spin band electrons have spin-up due to antiferromagnetic $p-d$ exchange coupling. Then, if the majority band moves up in energy with B and the minority band moves down, as illustrated in the left part of Fig. 21, the band kinetic energy increases with B and, according to Eq. (23), the corresponding contribution to the magnetization is negative. In the hole-picture, we obtain the same respective sense of shifts of the majority *hole* and minority *hole* bands, as illustrated in the right part of Fig. 21, and therefore the correct (negative in our case) sign of the magnetization. The cartoon shows that in order to circumvent the potentially confusing notion of the spin of a hole in magnetization calculations, it is safer to start from the full Hamiltonian $\mathcal{H}(B)$ in the physically direct picture of electron states, where the sign of the coupling of electron spin to the field and the exchange energy are unambiguously defined. The electron picture \rightarrow hole picture transformation ($\mathcal{H}(B) \rightarrow -\mathcal{H}(B)$) and the clearly defined notion of majority and minority bands in either picture guarantees the sign consistency of the calculated magnetization. Note that the language used here neglects spin-orbit in-

interactions which lead to single-particle orbitals that do not have definite spin character. Although spin-orbit interactions are important they can be neglected in most qualitative considerations (Jungwirth *et al.*, 2005a).

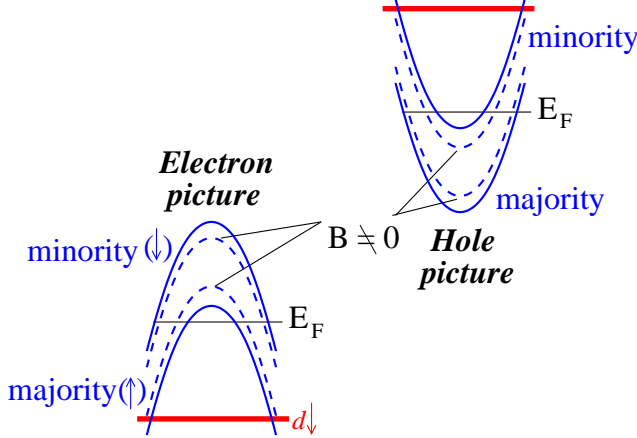


FIG. 21 Cartoon of Zeeman coupling with an external magnetic field assuming $g > 0$, in the electron and in the hole picture. In the ferromagnetic state the valence band is spin-split at zero magnetic field (solid lines). The majority band in both electron and hole pictures move up in energy when the field is applied (dashed lines), resulting in a negative band-contribution to the magnetization.

The electron-electron exchange energy has a negative sign and its magnitude increases monotonically when moving from the paramagnetic to the half-metallic (empty minority band) state. This together with Eq. (23) implies that the magnetization contribution from the electron-electron exchange energy has the same sign as the contribution from the kinetic energy. Using the same arguments as above we see that in the electron-electron exchange energy case the sign of magnetization is also treated consistently by the electron picture \rightarrow hole picture transformation.

The mean-field ground state wavefunction of the $\text{Mn}(d^5+\text{hole})$ complex is $|S_z = -S\rangle|j_z = +j\rangle$ and the magnetization per Mn equals $m_{MF} = (g_S S - g_j j)\mu_B$, where S and j are local d -electrons and hole moments and g_S and g_j are the respective Landé g -factors. The five d -electrons have zero total orbital angular momentum, *i.e.* $g_S = 2$, and for spin $j = 1/2$ hole ($g_j = 2$) we get $m_{MF} = 4\mu_B$. Hole states near the valence band edge have p -character, however, so more realistically we should consider $g_j j = 4/3 * 3/2 = 2$ which gives $m_{MF} = 3\mu_B$. We show below that this basic picture of a suppressed m_{MF} due to holes applies also to highly Mn-doped (Ga,Mn)As materials, although the magnitude of the mean-field hole contribution is weaker because of the occupation of both majority and minority hole bands and, partly, because of spin-orbit coupling effects.

The two-spin, S and j model can be also used to demonstrate the presence of quantum fluctuations around the mean-field ground state, which is a consequence of the antiferromagnetic sign of the $\mathbf{S} \cdot \mathbf{j}$ coupling

(Jungwirth *et al.*, 2005a). In the limit of $B \rightarrow 0$ the two-spin Hamiltonian is given by,

$$\mathcal{H}_{Sj} = J \hat{\mathbf{S}} \cdot \hat{\mathbf{j}} = \frac{J}{2} (\hat{S}_{tot}^2 - \hat{S}^2 - \hat{j}^2). \quad (24)$$

For antiferromagnetic coupling ($J > 0$), $S_{tot} = S - j$ and the corresponding ground-state energy $E_{AF} = \frac{|J|}{2}[(S - j)(S - j + 1) - S(S + 1) - j(j + 1)] = -|J|(Sj + j)$ is lower than the mean-field energy, $-|J|Sj$. The mean-field ground state is not exact here and quantum fluctuation corrections to the magnetization will be non-zero in general. The difference between magnetizations of the exact and mean-field state is obtained from respective expectation values of the Zeeman Hamiltonian, $g_S \mu_B B \hat{S}_z + g_j \mu_B B \hat{j}_z$, and from Eq. (23) (Jungwirth *et al.*, 2005a):

$$m - m_{MF} \equiv m_{QF} = -\mu_B \frac{j}{S + j} (g_S - g_j). \quad (25)$$

When $j = 1/2$ and $g_S = g_j = 2$ the quantum fluctuation correction to the magnetization vanishes even though the mean-field ground state is not exact. The correction remains relatively weak also in the case of $j = 3/2$ and $g_j = 4/3$, for which $m_{QF} = -0.25\mu_B$.

2. Magnetization of (Ga,Mn)As ferromagnets

As in the $\text{Mn}(d^5+\text{hole})$ complex, the magnetization of coupled Mn moment systems can be decomposed into mean-field contributions from Mn local moments and valence band holes and a quantum fluctuations correction. At a mean-field level, the TBA description of (Ga,Mn)As mixed crystals is particularly useful for explaining the complementary role of local and itinerant moments in this p-type magnetic semiconductor and we therefore start by reviewing results of this approach (Jungwirth *et al.*, 2005a). In Fig. 22 the microscopic TBA/CPA magnetic moments per Mn, m_{TBA} , in (Ga,Mn)As ferromagnets are plotted as a function of p/N_{Mn} . The value of m_{TBA} is obtained here using the electron picture by integrating over occupied states up to the Fermi energy. Spin-orbit coupling is neglected in these TBA calculations and only the spin-polarization contribution to magnetization is considered in m_{TBA} , which simplifies the qualitative discussion below.

A common way of microscopically separating contributions from local atomic and itinerant moments is by projecting the occupied electron states onto Mn d -orbitals and sp -orbitals, respectively. In this decomposition, the resulting local Mn moments are smaller than $5\mu_B$ per Mn due to the admixture of d -character in empty states near the valence band edge. The effective kinetic-exchange model corresponds, however, to a different decomposition of contributions, in effect associating one spectral region with local Mn moments and a different spectral region with itinerant hole moments. The kinetic-exchange model, in which local moments have $S = 5/2$, is obtained

from the microscopic models, e.g. from the TBA/CPA, by expressing m_{TBA} as the difference between a contribution m_{TBA}^{int} calculated by integrating over all electronic states up to mid-gap, *i.e.* including the entire valence band, and a contribution corresponding to the integral from Fermi energy to mid-gap. As long as the valence-conduction band gap is non-zero, the former contribution is independent of valence band filling and equals the moment of an isolated Mn atom, $5\mu_B$. The latter term, plotted in the lower inset of Fig. 22, represents magnetization of itinerant holes.

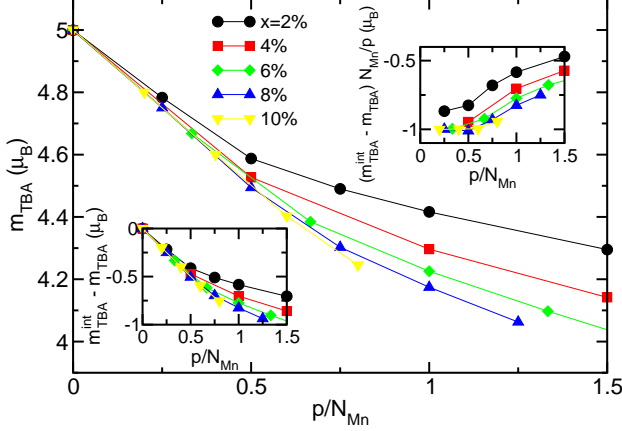


FIG. 22 Main panel: mean-field total magnetization per Mn as a function of hole density relative to the local Mn moment density. Lower inset: hole contribution to magnetization (see definition in the text) per Mn. Upper inset: hole contribution to magnetization per hole. Results are obtained using the TBA/CPA model. From (Jungwirth *et al.*, 2005a).

The applicability of the kinetic-exchange model relies implicitly on the perturbative character of the microscopic $p-d$ hybridization. The level of $p-d$ hybridization over a typical doping range is illustrated in Fig. 23, which shows the orbital composition of m_{TBA}^{int} . The filled symbols are calculated including spectral weights from all spd orbitals while the half-open and open symbols are obtained after projecting onto the d and sp orbitals, respectively. If there was no hybridization, m_{TBA}^{int} projected on the d -orbitals would equal the total m_{TBA}^{int} and the sp -orbital projected m_{TBA}^{int} would vanish. In the TBA/CPA calculations, the d -orbital projected m_{TBA}^{int} is reduced by only 10% as compared to the total m_{TBA}^{int} and, therefore, the $p-d$ hybridization can be regarded as a weak perturbation. The nearly constant value of the d -orbital projected m_{TBA}^{int} also suggests that the kinetic-exchange coupling parameter J_{pd} in the effective kinetic-exchange Hamiltonian is nearly independent of doping over the typical range of Mn and hole densities.

The decrease of m_{TBA} in Fig. 22 with increasing p/N_{Mn} clearly demonstrates the antiferromagnetic $p-d$

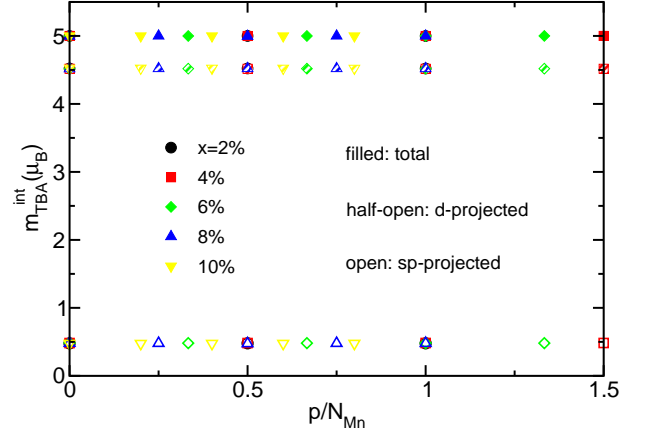


FIG. 23 Integrated total and d - and sp -projected magnetizations per Mn as a function of hole density relative to the local Mn moment density. See text for definition of m_{TBA}^{int} . From (Jungwirth *et al.*, 2005a).

d exchange. The initial common slope for data corresponding to different Mn concentrations reflects the half-metallic nature of the hole system (only majority hole band occupied) when spin-orbit interactions are neglected. Here the hole contribution to magnetization per volume is proportional to p , *i.e.*, magnetization per Mn is proportional to p/N_{Mn} . The change in slope of m_{TBA} at larger hole densities, which now becomes Mn-density dependent, reflects the population of the minority-spin hole band and, therefore, the additional dependence of hole magnetization on exchange splitting between majority- and minority-hole bands. Note that the maximum absolute value of the hole contribution to magnetization per hole (see upper inset of Fig. 22) observed in the half-metallic state is $1\mu_B$ in these TBA calculations which assume $j = 1/2$ and $g_j = 2$ holes.

Similar conclusions concerning the character of contributions to the magnetization of (Ga,Mn)As have been inferred from LDA+U and SIC-LSDA supercell calculations (Schulthess *et al.*, 2005; Wierzbowska *et al.*, 2004). (These microscopic calculations also neglect spin-orbit coupling.) The half-metallic LDA+U band structure in the case of zero charge compensation ($p/N_{Mn} = 1$) results in a total magnetization per Mn of $4\mu_B$ (Wierzbowska *et al.*, 2004), in agreement with the corresponding m_{TBA} values. In the SIC-LSDA calculations (Schulthess *et al.*, 2005), the system is not completely half-metallic and, consistently, the total moment per Mn is larger than $4\mu_B$. The LDA+U and SIC-LSDA local moments on Mn are $4.7\mu_B$ and $4.5\mu_B$, respectively, in good agreement again with the d -projected m_{TBA}^{int} values. In both *ab initio* calculations the oppositely aligned moment on the As sublattice extends over the entire supercell, confirming the delocalized character of the holes

and the antiferromagnetic sign of the $p - d$ exchange.

The KL kinetic-exchange model calculations (Dietl *et al.*, 2001b; Jungwirth *et al.*, 2005a) have been used to refine, quantitatively, predictions for the total magnetization based on the above microscopic theories. In particular the number of minority holes at a given total hole density is underestimated in these TBA and *ab initio* approaches. This is caused in part by the quantitative value of the exchange spin-splitting of the valence band which, e.g., in the TBA/CPA calculations is a factor of 1.5-2 larger than value inferred from experiment. Also neglecting the spin-orbit interaction results in three majority bands that are degenerate at the Γ -point, instead of only two bands (heavy-hole and light-hole) in the more realistic spin-orbit-coupled band structure. (This deficiency is common to all calculations that neglect spin-orbit coupling.) In addition to having more states available in the majority band which leads to underestimating the minority hole density, these microscopic calculations also omit the reduction of the mean spin-density in the majority band caused by the spin-orbit coupling. The total magnetization values would be underestimated due to these effects. On the other hand, assuming only the spin contribution to the hole magnetization leads to an overestimated total magnetization, as already illustrated in Section V.B.1.

In the kinetic-exchange effective model the $T = 0$ local moment contribution to the magnetization per Mn is $5\mu_B$. As emphasized above, this is not in contradiction with the smaller d -electron contribution to the magnetic moment in microscopic calculations. The kinetic band energy contribution to the mean-field magnetization per Mn is obtained by numerically integrating over all occupied hole eigenstates of the Hamiltonian (20) and by finding the coefficient linear in B of this kinetic energy contribution to the total energy (Dietl *et al.*, 2001b; Jungwirth *et al.*, 2005a). Results of such calculations are summarized in Fig. 24 which shows the spin and orbital contributions to the magnetization of holes, and in Fig. 25 showing hole moment per Mn, m_{MF}^{kin} , for several local Mn moment and hole densities. Note that the decoupling of the hole magnetization into spin and orbital terms is partly ambiguous in the spin-orbit coupled valence bands and that only the total moment, m_{MF}^{kin} , has a clear physical meaning (Dietl *et al.*, 2001b; Jungwirth *et al.*, 2005a). As expected holes give a negative contribution to magnetization, *i.e.* they suppress the total magnetic moment. The magnitude of the mean-field magnetization per hole, $|m_{MF}^{kin}|N_{Mn}/p$, is smaller than $2\mu_B$ obtained in Section V.B.1 for the isolated spin-orbit coupled hole bound to the Mn impurity. It is due to occupation of both majority and minority heavy- and light-hole bands at these typical (Ga,Mn)As hole densities (see inset of Fig. 25). Data shown in Fig. 24 and in the main panel of Fig. 25 indicate a ~ 0.2 to $0.4\mu_B$ suppression of the mean-field moment per Mn due to the hole kinetic energy contribution to magnetization.

The hole exchange energy contribution to the total

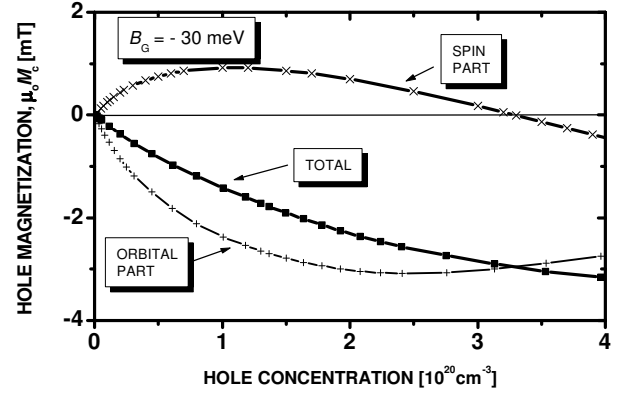


FIG. 24 Magnetization of the hole liquid (squares) in $\text{Ga}_{1-x}\text{Mn}_x\text{As}$ computed as a function of the hole concentration for the spin splitting parameter $B_G = -30$ meV (corresponding to $x = 0.05$ at $T = 0$). The crosses show spin and orbital contribution to the hole magnetization. The results were obtained using the six-band Kohn-Luttinger parameterization of the valence band and the kinetic-exchange model. From (Dietl *et al.*, 2001b).

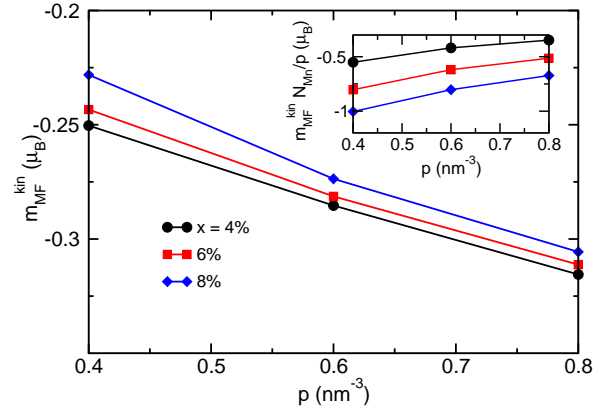


FIG. 25 Mean-field kinetic energy contribution to the hole magnetization per Mn as a function of hole density. The results were obtained using the six-band Kohn-Luttinger parameterization of the valence band and the kinetic-exchange model. From (Jungwirth *et al.*, 2005a).

mean-field magnetization was found to be negative and nearly independent of x and p in the typical doping range, and its magnitude is about a factor of 5 smaller than the magnitude of the term originating from the hole kinetic band energy (Jungwirth *et al.*, 2005a). Quantum fluctuation corrections lead to a 1% suppression of the mean-field moment per Mn (Jungwirth *et al.*, 2005a). (Details of these calculations, using the imaginary time path-integral formulation of quantum many body theory combined with the Holstein-Primakoff bosonic representation of the Mn local moments can be found in (König *et al.*, 2001a) and (Jungwirth *et al.*, 2005a).) Combining all these considerations the $T = 0$ magnetization per Mn in

the effective kinetic-exchange model has a positive mean-field contribution equal to $5\mu_B$ from the Mn local moments and a negative contribution from band holes and quantum fluctuations which suppress the moment per Mn by ~ 5 -10%.

The total magnetization per nominal Mn density and per effective density of uncompensated Mn_{Ga} local moments has been measured by a superconducting quantum interference device (SQUID) in a series of as-grown and annealed (Ga,Mn)As samples (Jungwirth *et al.*, 2005a). The characterization of these materials has already been discussed in the previous section (see Fig. 20 and the related text). Within experimental uncertainty, the SQUID magnetization was found to be independent of the magnetization orientation, in agreement with theoretical expectations (Jungwirth *et al.*, 2005a). The moment decreases with increasing nominal Mn concentration, and increases on annealing (Jungwirth *et al.*, 2005a; Potashnik *et al.*, 2002). This is consistent with the anticipated formation of interstitial Mn for doping above $\sim 2\%$ (Jungwirth *et al.*, 2005b), given the antiferromagnetic coupling between Mn_{I} and Mn_{Ga} (Blinowski and Kacman, 2003; Edmonds *et al.*, 2005a), and with breaking of this coupling by low-temperature annealing (Edmonds *et al.*, 2004a; Yu *et al.*, 2002). In agreement with the above theoretical calculations, the total magnetization per effective density of uncompensated Mn_{Ga} , $m_{\text{SQUID}}^{\text{eff}}$, falls within the range 4 - $5\mu_B$ for all samples studied. Furthermore, although there is appreciable scatter, it can be seen that samples with lower hole densities tend to show higher $m_{\text{SQUID}}^{\text{eff}}$, consistent with a negative contribution to magnetization from antiferromagnetically coupled band holes.

The local and d -state projected contribution from Mn to the magnetic moment in (Ga,Mn)As has been probed experimentally by measuring the x-ray magnetic circular dichroism (XMCD) (Edmonds *et al.*, 2004b, 2005a; Jungwirth *et al.*, 2005a). In agreement with the SQUID measurements and theoretical expectations, the XMCD data are independent, within experimental uncertainty, of the direction of magnetization (Jungwirth *et al.*, 2005a). The data are listed in Table II for two annealed samples with low and high Mn doping. In both cases, magnetic moments of around $4.5\mu_B$ were obtained, showing a negligible dependence on the hole density. Similar results were found for samples with intermediate Mn doping (Jungwirth *et al.*, 2005a). The experimental XMCD results are in good agreement with the corresponding TBA values indicated by half-open symbols in Fig. 23 and with the LDA+U and SIC-LSDA Mn local moments (Schulthess *et al.*, 2005; Wierzbowska *et al.*, 2004). (Note that all these microscopic calculations account only for the spin angular momentum contribution to the local Mn $3d$ moment since spin-orbit coupling effects were neglected.)

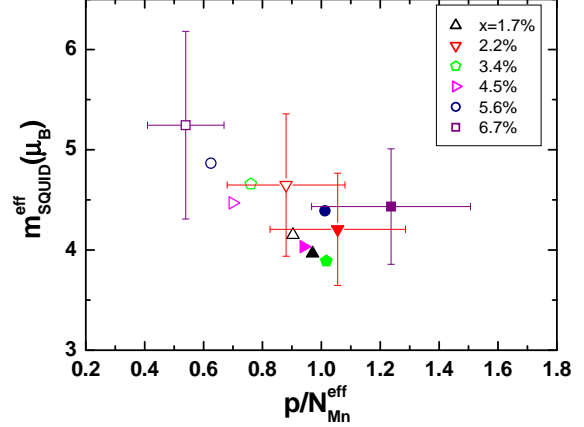


FIG. 26 SQUID magnetization per effective density of uncompensated Mn_{Ga} local moments in as-grown (open symbols) and annealed (filled symbols) (Ga,Mn)As materials plotted as a function of hole density per effective density of uncompensated Mn_{Ga} local moments. From (Jungwirth *et al.*, 2005a).

x (%)	$m_{\text{XMCD}}^{\text{spin}}$ ($\pm 0.3\mu_B$)	$m_{\text{XMCD}}^{\text{orb}}$ ($\pm 0.03\mu_B$)	$m_{\text{XMCD}}^{\text{spin}} + m_{\text{XMCD}}^{\text{orb}}$ ($\pm 0.3\mu_B$)
2.2	4.3	0.15	4.5
8.4	4.3	0.16	4.5

TABLE II Mn $3d$ moments obtained from XMCD and decomposed into the spin and orbital contributions in annealed samples with nominal Mn dopings 2.2 and 8.4%. From (Jungwirth *et al.*, 2005a).

C. Micromagnetic parameters

A small set of parameters is often sufficient to phenomenologically describe the long-wavelength properties of ferromagnets. The description, which usually captures all properties that are relevant for applications of magnetic materials, starts from the micromagnetic energy functional $e[\mathbf{n}]$ of the spatially dependent magnetization orientation $\mathbf{n} = \mathbf{M}/M$ (Aharoni, 2001). The micromagnetic energy functional treats the long-ranged magnetic dipole interactions explicitly and uses a gradient expansion for other terms in the energy. The magnitude M of the magnetization is one of the micromagnetic parameters characterizing the material. Zeroth order terms in the energy functional are the magnetic anisotropy energy, $e_{\text{ani}}[\mathbf{n}]$, and the Zeeman coupling to an external magnetic field if present, $-\mu_0 \mathbf{H} \cdot \mathbf{n}M$. The leading gradient term, $e_{\text{ex}}[\mathbf{n}]$, referred to as exchange energy in micromagnetic theory, represents the reduction in magnetic condensation energy when the magnetization orientation is not spatially constant. Micromagnetic parameters used to characterize the magnetic anisotropy energy depend on the symmetry of the system. For example, in a ferromagnet which possesses uniaxial anisotropy with the

easy-axis aligned along the z -direction, $e_{ani} = K_u n_z^2$, where $K_u < 0$ is the uniaxial anisotropy constant. As we explain below, the magnetic anisotropy of (Ga,Mn)As ferromagnets is a combination of the cubic term, the in-plane uniaxial anisotropy, and the uniaxial term induced by the growth-direction lattice-matching strain which often dominates in (Ga,Mn)As epilayers. The large anisotropies and relatively small magnetic moments of these dilute magnetic systems rank (Ga,Mn)As DMSs among hard ferromagnets (magnetic hardness parameter $\kappa \sim |K_u/\mu_0 M^2|^{1/2} > 1$) with outstanding micromagnetic properties, including frequently observed single-domain-like characteristics of field-induced magnetization reversals (Abolfath *et al.*, 2001b; Dietl *et al.*, 2001b; Goennenwein *et al.*, 2005; Ohno, 1998; Potashnik *et al.*, 2003; Wang *et al.*, 2005d).

The anisotropy of the exchange term in the micromagnetic functional is often neglected in which case it can be written as, $e_{ex} = A(\nabla \mathbf{n})^2$, where A is the spin stiffness constant. Collective magnetization dynamics is described by the Landau-Lifshitz-Gilbert equation,

$$\frac{d\mathbf{M}}{dt} = -\frac{g\mu_B}{\hbar} \mathbf{M} \times \mu_0 \mathbf{H}_e + \frac{\alpha}{M} \mathbf{M} \times \frac{d\mathbf{M}}{dt}, \quad (26)$$

where $\mu_0 \mathbf{H}_e = -\partial e/\partial \mathbf{M}$ and α is the Gilbert damping micromagnetic parameter. In this section we review KL kinetic-exchange model calculations of the micromagnetic parameters of metallic (Ga,Mn)As ferromagnets (Abolfath *et al.*, 2001a; Brey and Gómez-Santos, 2003; Dietl *et al.*, 2001a,b; König *et al.*, 2001a; Sinova *et al.*, 2004b) and predictions based on the microscopic values of these parameters for anisotropy fields, the characteristic size of domains, and the critical current in current-induced magnetization switching (Abolfath *et al.*, 2001a; Dietl *et al.*, 2001a,a; Sinova *et al.*, 2004b).

1. Magnetocrystalline anisotropy

Magnetocrystalline anisotropy, which is the dependence of the energy of a ferromagnet on the magnetization orientation with respect to crystallographic axes, is a spin-orbit coupling effect often associated with localized electrons in magnetic d or f -shells. Local Mn moments in (Ga,Mn)As, however, are treated in the KL kinetic exchange model as pure spins $S = 5/2$ with angular momentum $L = 0$ and, therefore do not contribute to the anisotropy. The physical origin of the anisotropy energy in this model is spin-orbit coupling in the valence band (Abolfath *et al.*, 2001a; Dietl, 2001). Even within the mean-field approximation to the KL kinetic-exchange model, magnetic anisotropy has a rich phenomenology which has explained a number of experimental observations in the (III,Mn)V DMSs, including easy axis reorientations as a function of hole density, temperature, or strains in the lattice (Liu *et al.*, 2004b, 2003; Masmanidis *et al.*, 2005; Ohno *et al.*, 1996a; Sawicki *et al.*, 2004, 2005b).

The remarkable tunability of the magnetic properties of (Ga,Mn)As DMSs through lattice matching strains is an important byproduct of LT-MBE growth of ferromagnetic films with lattices locked to those of their substrates in the plane perpendicular to the growth axis. X-ray diffraction studies have established that the resulting strains are not relaxed by dislocations or other defects even for $\sim 1\mu\text{m}$ thick epilayers (Shen *et al.*, 1999; Zhao *et al.*, 2005). We mentioned in Section IV.B that the lattice constant of relaxed (Ga,Mn)As is larger than the lattice constant of GaAs, especially so if interstitial Mn_{I} or As_{Ga} antisites are present in the DMS crystal. (Ga,Mn)As grown on the GaAs substrate is therefore under compressive strain. Tensile strained (Ga,Mn)As DMSs have been produced by using (Ga,In)As substrates (Liu *et al.*, 2003; Ohno *et al.*, 1996a; Shono *et al.*, 2000).

[001] growth direction strain breaks the cubic symmetry of the (Ga,Mn)As resulting in a combined cubic and uniaxial anisotropy form of the energy functional,

$$e_{ani}[\hat{\mathbf{n}}] = K_{c1} (n_x^2 n_y^2 + n_x^2 n_z^2 + n_y^2 n_z^2) + K_{c2} (n_x n_y n_z)^2 + K_u n_z^2. \quad (27)$$

Here K_{c1} and K_{c2} are the two lowest order cubic anisotropy constants (Abolfath *et al.*, 2001a; Dietl *et al.*, 2001b). Strain must be included in the $\mathbf{k}\cdot\mathbf{p}$ description in order to evaluate the uniaxial anisotropy constant K_u . For small strains this is done by expressing the positional vector \mathbf{r}' in the strained lattice in terms of \mathbf{r} in the unstrained lattice as $r'_\alpha = r_\alpha + \sum_\beta e_{\alpha\beta} r_\beta$, and expanding the KL Hamiltonian in lowest order of the strain constants $e_{\alpha\beta}$ (Chow and Koch, 1999; Jones and March, 1973). In (Ga,Mn)As epilayers grown along the [001] direction, the strain constant $e_{xx} = e_{yy}$ can be tuned from approximately -1% to $+1\%$. For the larger strain values, the uniaxial term dominates the total anisotropy energy (Abolfath *et al.*, 2001a; Dietl *et al.*, 2001b). In Fig. 27 we show mean-field KL kinetic-exchange model calculations of the uniaxial anisotropy field $\mu_0 H_u = |2K_u/M|$ relative to the $T = 0$ magnetization $M = g\mu_B N_{\text{Mn}} S$. $\mu_0 H_u$ corresponds to the minimum external magnetic field necessary to align magnetization M along the hard axis. The figure illustrates the dependence of the easy axis orientation on the hole density and on the sign of e_{xx} . In particular, the easy-axis is in-plane for compressive strain ($e_{xx} < 0$) and out-of-plane for tensile strain ($e_{xx} > 0$), consistent with experiment (Liu *et al.*, 2003; Ohno *et al.*, 1996a). The ability to manipulate the easy axis orientation from in-plane to out-of-plane has many implications for fundamental research on DMS materials and is very attractive also from the point of view of potential applications in the magnetic recording technologies.

(Ga,Mn)As epilayers have also a relatively strong in-plane uniaxial anisotropy component (Liu *et al.*, 2003; Sawicki *et al.*, 2004, 2005b; Tang *et al.*, 2003). The in-plane easy axis is consistently associated with particular crystallographic directions and can be rotated from the $[\bar{1}10]$ direction to the $[110]$ direction by low-temperature

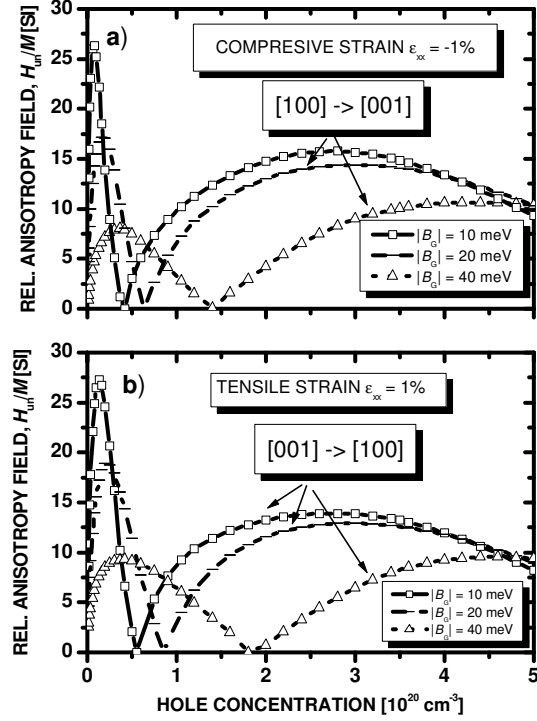


FIG. 27 Computed minimum magnetic field H_{un} (divided by M) necessary to align magnetization M along the hard axis for compressive (a) and tensile (b) biaxial strain in $\text{Ga}_{1-x}\text{Mn}_x\text{As}$ film for various values of the spin-splitting parameter B_G . The easy axis is along $[001]$ direction and in the (001) plane at low and high hole concentrations for compressive strain, respectively (a). The opposite behavior is observed for tensile strain (b). The symbol $[100] \rightarrow [001]$ means that the easy axis is along $[100]$, so that H_{un} is applied along $[001]$ ($B_G = -30$ meV corresponds to the saturation value of M for $\text{Ga}_{0.95}\text{Mn}_{0.05}\text{As}$). From (Dietl *et al.*, 2001b)

annealing. Although the origin of the in-plane uniaxial anisotropy has not been established, its dependence on hole concentration (varied by annealing) and temperature was modelled successfully within the KL kinetic-exchange model by assuming that it is associated with a small shear strain $e_{xy} \approx 0.05\%$ (Sawicki *et al.*, 2005b).

2. Spin stiffness

Thermal and quantum magnetization fluctuation effects in metallic $(\text{Ga},\text{Mn})\text{As}$ DMSs have been described by Holstein-Primakoff boson representation of the Mn local spin operators. Assuming that fluctuations around the mean-field orientation are small, the relationship between spin-raising and lowering operators and boson cre-

ation and annihilation operators is, $S^+ = b\sqrt{2N_{\text{Mn}}S}$ and $S^- = b^\dagger\sqrt{2N_{\text{Mn}}S}$ ($S_x = (S^+ + S^-)/2$, $S_y = (S^+ - S^-)/2i$) (Auerbach, 1994; König *et al.*, 2001a, 2000). After integrating out the itinerant hole degrees of freedom in the coherent-state path-integral formalism of many-body problem, the partition function,

$$Z = \int \mathcal{D}[\bar{z}z] \exp(-S_{\text{eff}}[\bar{z}z]), \quad (28)$$

depends only on the bosonic degrees of freedom (represented by the complex numbers z and \bar{z} in the effective action S_{eff}). The independent spin-wave theory is obtained by expanding $S_{\text{eff}}[\bar{z}z]$ up to quadratic order in z and \bar{z} , *i.e.*, spin excitations are treated as noninteracting bosons. The spin stiffness parameter A is then calculated by fitting the microscopic spin-wave dispersion at long wavelength to the form,

$$\Omega_k = \frac{2K_u}{N_{\text{Mn}}S} + \frac{2A}{N_{\text{Mn}}S} k^2 + \mathcal{O}(k^4) \quad (29)$$

to match the conventions used for exchange and anisotropy constants in micromagnetic theory. Typical values of A in $(\text{Ga},\text{Mn})\text{As}$ derived from the above many-body formalism and the KL kinetic-exchange description of the hole bands are shown in Fig. 28. The values are consistent with the experimental spin stiffness parameter in a $\text{Ga}_{0.949}\text{Mn}_{0.051}\text{As}$ measured by ferromagnetic resonance (Goennenwein *et al.*, 2003).

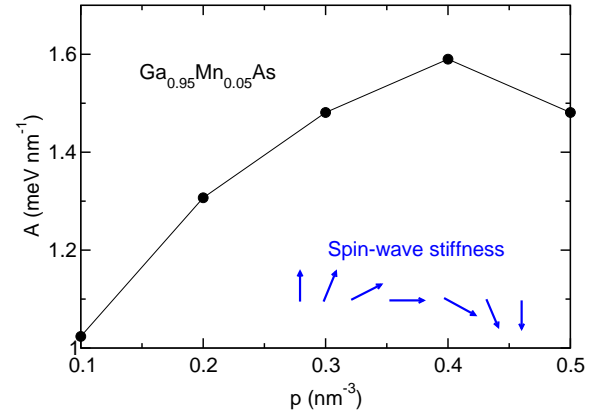


FIG. 28 Theoretical spin stiffness parameter in $\text{Ga}_{0.95}\text{Mn}_{0.05}\text{As}$ as a function of the hole density calculated using the Hostein-Primakoff representation of fluctuating Mn local spins and the KL kinetic-exchange description of the hole bands.

3. Gilbert damping of magnetization precession

The damping of small cone-angle magnetization precession in a ferromagnet is parameterized by the Gilbert

coefficient. For small fluctuations of the Mn magnetization orientation in (Ga,Mn)As around the easy axis, Eq. (26) can be used to derive an expression for the linear response of a magnetic system to weak transverse fields in terms of the phenomenological constants of micromagnetic theory. For zero external static magnetic field and zero wavevector (uniform rotation) the corresponding inverse susceptibility reads:

$$\chi^{-1} = \frac{\hbar}{(g\mu_B)^2 N_{Mn} S} \begin{pmatrix} \tilde{K}_u - i\alpha\omega & -i\omega \\ i\omega & \tilde{K}_u - i\alpha\omega \end{pmatrix}, \quad (30)$$

where $\tilde{K}_u = K_u/(\hbar N_{Mn} S)$ and ω is the frequency of the external rf field perturbation.

Microscopically, Gilbert damping in (Ga,Mn)As DMSs was attributed to the $p-d$ exchange-coupling between local Mn moments and itinerant holes (Sinova *et al.*, 2004b). The elementary process for this damping mechanism is one in which a local-moment magnon is annihilated by exchange interaction with a band hole that suffers a spin-flip. This process cannot by itself change the total magnetic moment since the exchange Hamiltonian commutes with the total spin $\mathbf{S} + \mathbf{s}$. Net relaxation of the magnetization requires another independent process in which the itinerant hole spin relaxes through spin-orbit interactions. A fully microscopic theory of the kinetic-exchange contribution to the Gilbert coefficient was derived by comparing Eq. (30) with microscopic linear response theory and by identifying the Gilbert coefficient with the dissipative part of the quantum-mechanical susceptibility (Sinova *et al.*, 2004b; Tserkovnyak *et al.*, 2004),

$$\chi_{i,j}^R(\mathbf{r}, t | \mathbf{r}', t') = (g\mu_B)^2 \frac{i}{\hbar} \langle [S_i(\mathbf{r}, t), S_j(\mathbf{r}', t')] \rangle \theta(t - t'). \quad (31)$$

Here $i = x, y$ and $S_i(\mathbf{r}, t) = M_i(\mathbf{r}, t)/(g\mu_B)$ are the Mn transverse spin-density operators. As in the microscopic theory of the spin-stiffness, the correlation function (31) for the uniform ($\mathbf{k} = 0$) precession mode was evaluated using the long-wavelength non-interacting spin-wave form of the partition function (28) (Sinova *et al.*, 2004b). Gilbert coefficients in (Ga,Mn)As DMSs obtained within this formalism agree quantitatively with experimental values of α in homogeneous (annealed) systems measured from the width of the ferromagnetic resonance curves, as shown in Figs. 29 and 30.

4. Domains and spin-transfer magnetization switching

Theoretical values of magnetic anisotropy and spin stiffness have been combined to estimate the typical domain size in tensile strained (Ga,Mn)As epilayers with out-of-plane easy axis (Dietl *et al.*, 2001a). The calculated low-temperature width of a single domain stripe of $1.1\mu\text{m}$ compares favorably with the experimental value of $1.5\mu\text{m}$ seen in the micro-Hall probe experiments (Shono *et al.*, 2000). Near T_c the discrepancy between

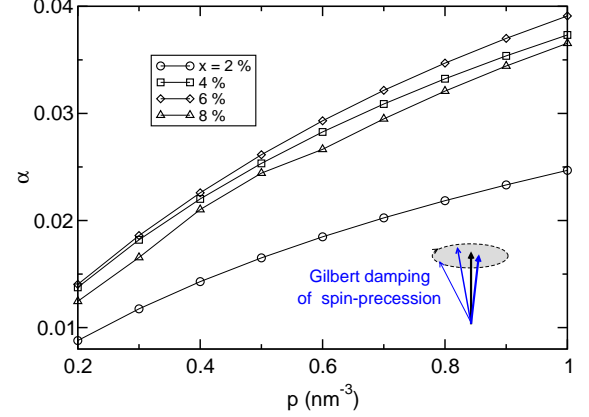


FIG. 29 Theoretical Gilbert damping coefficient in (Ga,Mn)As. From (Sinova *et al.*, 2004b).

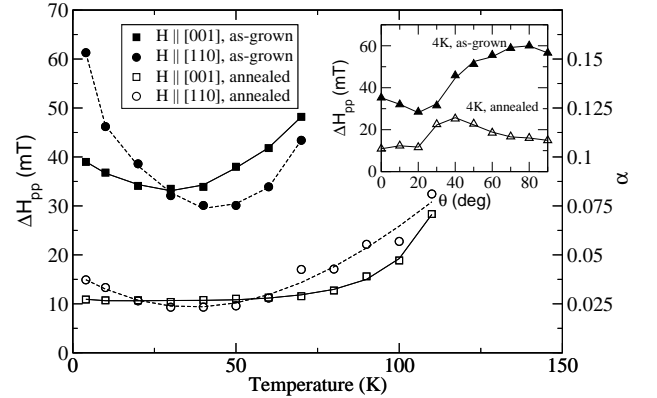


FIG. 30 Experimental peak-to-peak ferromagnetic resonance linewidth and corresponding Gilbert coefficient in as-grown (filled symbols) and annealed (open symbols) $\text{Ga}_{0.92}\text{Mn}_{0.08}\text{As}$ samples measured as a function of temperature for [001] and [110] dc magnetic-field orientations (main plot) and as a function of the field angle at 4K (inset). From (Liu *et al.*, 2003; Sinova *et al.*, 2004b).

theoretical and experimental domain sizes becomes large, however, and has been attributed to critical fluctuations effects not included in the mean-field theory.

The calculated Gilbert damping coefficient and magnetic anisotropy constants were used to predict critical currents for spin-transfer magnetization switching (Berger, 1996; Slonczewski, 1996) in (Ga,Mn)As based tunneling structures (Sinova *et al.*, 2004b). Spin-polarized perpendicular-to-plane currents in magnetic multilayers with non-parallel spin configurations can transfer spin between magnetic layers and exert current-dependent torques (Slonczewski, 1996). The critical current for magnetization switching is obtained by adding

the torque term to the Landau-Lifshitz-Gilbert Eq. (26) (Sinova *et al.*, 2004b; Slonczewski, 1996). Critical currents $\sim 10^5$ A cm $^{-2}$ obtained in these calculations and confirmed in experiment (Chiba *et al.*, 2004b) are two orders of magnitude smaller than those observed typically in metals. The small moment densities explain a large part of the orders of magnitude reduction in the critical current. This finding suggests that DMS materials have the potential to be particularly useful for exploiting the current-induced magnetization reversal effect in magnetic tunnel junctions.

VI. MAGNETO-TRANSPORT

Studies of the temperature dependent resistivity, anisotropic magnetoresistance, and anomalous and ordinary Hall effects have been used to characterize DMS materials and to test different theoretical models describing these ferromagnets. In this section we review dc magneto-transport properties of (Ga,Mn)As focusing mainly on the metallic regime.

A. Low temperature conductivity

(Ga,Mn)As materials can exhibit insulating or metallic behavior depending on the doping and post-growth annealing procedures. (Strictly speaking, a material is defined as being metallic if its resistivity is finite in the limit $T \rightarrow 0$, although for practical reasons this adjective is often used to describe a material whose resistivity decreases with temperature over most or all of the range of temperatures studied in a particular series of experiments.) In optimally annealed samples with low density of unintentional defects, metallic behavior is observed for Mn doping larger than approximately 1.5% (Campion *et al.*, 2003a; Potashnik *et al.*, 2002). In Section II.D we already discussed this observation as a consequence of the Mott metal-insulator transition due to doping with substitutional Mn_{Ga} acceptors. We also introduced in Sections II.D and III.D some of the theoretical work that has qualitatively addressed magnetic and transport properties of DMS systems near the metal-insulator transition. To our knowledge, a systematic experimental analysis has not yet been performed which would allow a reliable assessment of the theory predictions in this complex and intriguing regime. On the other hand, the dc transport in metallic (Ga,Mn)As DMSs has a rich phenomenology which has been explored in a number of experimental works and microscopic understanding of many of these effects is now well established.

LSDA/CPA band structure calculations combined with Kubo linear response theory were used to study correlations between the low temperature conductivity and the density of various defects in the lattice, the hole density, and T_c in metallic (Ga,Mn)As (Turek *et al.*, 2004). The theory tends to overestimate the conductivity

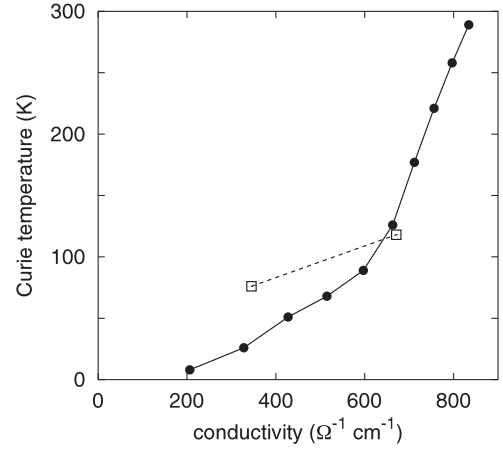


FIG. 31 Mean-field LSDA/CPA Curie temperatures versus $T = 0$ dc conductivities calculated for $(\text{Ga}_{0.95}\text{Mn}_{0.05}\text{As}_y)\text{As}$ alloys with varying As antisite content y (full dots) and the experimental values obtained in as-grown and annealed (Ga,Mn)As thin films with the corresponding level of compensation (Campion *et al.*, 2003a) (open squares). Note that these are illustrative calculations since in the experiment the change in the unintentional impurity concentration upon annealing is mostly due to the out-diffusion of interstitial Mn. From (Turek *et al.*, 2004).

ity in low-compensation materials but the overall range of values $\sim 100 - 1000$ Ω $^{-1}$ cm $^{-1}$ for typical material parameters is consistent with measured data. As illustrated in Fig. 31 and 32, the theory models capture at a qualitative level the correlation between large conductivities and high Curie temperatures seen in experiment (Campion *et al.*, 2003a; Potashnik *et al.*, 2002). Comparable absolute values of the $T = 0$ conductance and similar trends in the dependence of the conductance on the density of impurities were obtained using the KL kinetic-exchange model and the semiclassical Boltzmann description of the dc transport (Hwang and Das Sarma, 2005; Jungwirth *et al.*, 2002a; López-Sancho and Brey, 2003). We note, however, that there are differences in the detailed microscopic mechanisms limiting the conductivity in the two theoretical approaches. Scattering in the *ab initio* theory is dominated by the $p-d$ exchange potential on randomly distributed Mn atoms, and by the local changes of the crystal potential on the impurity sites. Long-range Coulomb potentials produced by Mn_{Ga} acceptors and other charged defects are omitted in the CPA approach.

In the kinetic-exchange effective Hamiltonian model the elastic scattering effects were included using the first order Born approximation (Jungwirth *et al.*, 2002a). The corresponding transport weighted scattering rate from the Mn_{Ga} impurity has a contribution from both the $p-d$ exchange potential and the long-range Coulomb potential,

$$\Gamma_{i,\vec{k}} = \frac{2\pi}{\hbar} N_{Mn} \sum_{i'} \int \frac{d\vec{k}'}{(2\pi)^3} |M_{i,\vec{k};i',\vec{k}'}|^2$$

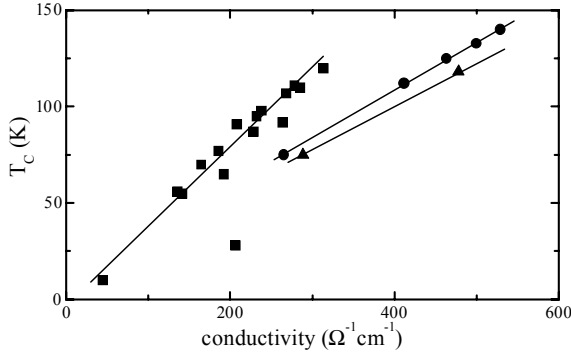


FIG. 32 Curie temperature versus room temperature conductivity for (Ga,Mn)As films with $x=0.08$ (squares), $x=0.06$ (circles), $x=0.05$ (triangles). Straight lines are to guide the eye. The data points correspond to samples annealed at different temperatures and times. Note that similar trends are obtained for Curie temperatures plotted versus low temperature conductivities, whose values are systematically larger by $\sim 20\text{--}40\%$ compared to the room temperature conductivities. From (Campion *et al.*, 2003a).

$$\times \delta(E_{i,\vec{k}} - E_{i',\vec{k}'})(1 - \cos \theta_{\vec{k},\vec{k}'}), \quad (32)$$

with the scattering matrix elements,

$$M_{i,i'}^{\vec{k},\vec{k}'} = J_{pd} S \langle z_{i\vec{k}} | \mathbf{n} \cdot \mathbf{s} | z_{i'\vec{k}'} \rangle - \frac{e^2}{\epsilon_{host} \epsilon_0 (|\vec{k} - \vec{k}'|^2 + q_{TF}^2)} \langle z_{i\vec{k}} | z_{i'\vec{k}'} \rangle. \quad (33)$$

Here ϵ_{host} is the host semiconductor dielectric constant, $|z_{i\vec{k}}\rangle$ is the multi-component eigenspinor of the KL Hamiltonian (20) and $E_{i,\vec{k}}$ is the corresponding eigenenergy, and the Thomas-Fermi screening wavevector $q_{TF} = \sqrt{e^2 \text{DOS}(E_F) / (\epsilon_{host} \epsilon_0)}$, where $\text{DOS}(E_F)$ is the density of states at the Fermi energy (Jungwirth *et al.*, 2002a). (Analogous expressions apply to scattering rates due to other defects.)

The relative strengths of scattering off the $p-d$ exchange and Coulomb potentials can be estimated by assuming a simple parabolic-band model of the valence band characterized by the heavy-hole effective mass $m^* = 0.5m_e$. The $p-d$ kinetic-exchange contribution in this approximation is $\Gamma_{pd} = N_{Mn} J_{pd}^2 S^2 m^* \sqrt{2m^* E_F} / (4\pi \hbar^4)$ and the scattering rate due to the screened Coulomb potential, Γ_C , is given by the standard Brooks-Herring formula (Brooks, 1955). In (Ga,Mn)As with $p = 0.4 \text{ nm}^{-3}$ and $x = 5\%$, these estimates give $\hbar \Gamma_{pd} \sim 20 \text{ meV}$ and $\hbar \Gamma_C \sim 150 \text{ meV}$. For lower compensation ($p \approx 1 \text{ nm}^{-3}$), the screening of the Coulomb potential is more efficient resulting in values of Γ_C below 100 meV, but still several times larger than Γ_{pd} . (Note that these elastic scattering rates are smaller, although by less than a factor of 10, than other characteristic energy scales such as the Fermi energy and the spin-orbit coupling strength in the GaAs valence band which partly establishes the consistency of this theoretical approach.)

The dominance of the Coulomb potential in Born approximation scattering rates for typical chemical compositions is confirmed by calculations based on the six-band KL Hamiltonian (Jungwirth *et al.*, 2002a). The good agreement between $T = 0$ conductivity values obtained using the *ab initio* and the kinetic-exchange model theories should therefore be taken with caution as it may originate, to some extent, from the stronger local $p-d$ exchange in the LSDA/CPA theory which partly compensates the neglect of long-range Coulomb potentials in this *ab initio* approach.

B. Anisotropic magnetoresistance

Boltzmann transport theory combined with the KL kinetic-exchange model of the (Ga,Mn)As band structure is a practical approach for studying magneto-transport effects that originate from the spin-orbit coupling. In Section V.C we reviewed the predictions of the model for the role of spin-orbit interaction in magnetic properties of (Ga,Mn)As. Here we focus on the anisotropic magnetoresistance (AMR) effect which is the transport analogue of the magnetocrystalline anisotropy (Baxter *et al.*, 2002; Goennenwein *et al.*, 2005; Jungwirth *et al.*, 2002a, 2003b; Matsukura *et al.*, 2004; Tang *et al.*, 2003; Wang *et al.*, 2005c, 2002).

The AMR effect can be regarded as the first spintronic functionality implemented in microelectronic devices. AMR magnetic sensors replaced simple horse-shoe magnets in hard-drive read heads in the early 1990's. With the introduction of giant magnetoresistance based devices in 1997, magnetoresistive sensing launched a new era in the magnetic memory industry. In ferromagnetic metals, AMR has been known for well over a century. However, the role of the various mechanisms held responsible for the effect has not been fully sorted out despite renewed interest motivated by practical applications (Jaoul *et al.*, 1977; Malozemoff, 1985). The difficulty in metal ferromagnets partly stems from the relatively weak spin-orbit coupling compared to other relevant energy scales and complex band structure. In (Ga,Mn)As ferromagnets with strongly spin-orbit coupled holes occupying the top of the valence band, modeling of the AMR effect can be accomplished on a semi-quantitative level without using free parameters, as we review below.

(Ga,Mn)As epilayers with broken cubic symmetry due to growth-direction lattice-matching strains are usually characterized by two AMR coefficients,

$$\begin{aligned} AMR_{op} &= \frac{\rho_{xx}(\mathbf{M} \parallel \hat{x}) - \rho_{xx}(\mathbf{M} \parallel \hat{z})}{\rho_{xx}(\mathbf{M} \parallel \hat{z})} \\ AMR_{ip} &= \frac{\rho_{xx}(\mathbf{M} \parallel \hat{x}) - \rho_{xx}(\mathbf{M} \parallel \hat{y})}{\rho_{xx}(\mathbf{M} \parallel \hat{y})}, \end{aligned} \quad (34)$$

where \hat{z} is the growth direction and the electrical current $I \parallel \hat{x}$. The three different experimental configurations used to determine AMR_{op} and AMR_{ip} are illustrated

in Fig. 33. The coefficient AMR_{ip} is given by combined effects of spin-orbit coupling and the current induced broken symmetry between the two in-plane cubic axes. The difference between AMR_{ip} and AMR_{op} is a consequence of the lowered symmetry in strained samples. Theoretical predictions for AMR_{ip} and AMR_{op} were compared with measurements in a series of (Ga,Mn)As epilayers grown under compressive strain (Jungwirth *et al.*, 2003b). The calculated sign of the AMR coefficients and the magnitude which varies from $\sim 1\%$ in highly Mn doped materials to $\sim 10\%$ in samples with low Mn concentration are consistent with experiment.

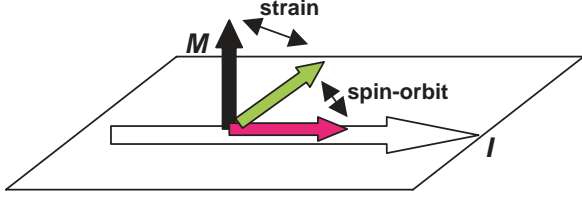


FIG. 33 Schematic illustration of AMR configurations: electrical current I flows along \hat{x} -direction and magnetization is aligned by an external magnetic field in either of the two in-plane directions, $M \parallel I$ ($M \parallel \hat{x}$) and in-plane $M \perp I$ ($M \parallel \hat{y}$), or in the out-of-plane direction perpendicular to the current, $M \perp$ plane ($M \parallel \hat{z}$). The non-zero coefficient AMR_{ip} , defined as the relative difference in resistivities in the in-plane $M \perp I$ and $M \parallel I$ configurations, originates from spin-orbit coupling. In strained (Ga,Mn)As materials, AMR_{ip} is in general not equal to AMR_{op} , defined as the relative difference in resistivities in the $M \perp$ plane and $M \parallel I$ configurations. From (Matsukura *et al.*, 2004).

Reminiscent of the magnetocrystalline anisotropy behavior, the theory predicts rotations as a function of strain of the magnetization direction corresponding to the high (or low) resistance state. Calculations illustrating this effect are shown in Fig. 34 and the experimental demonstration in (Ga,Mn)As epilayers with compressive and tensile strains is presented in Fig. 35. In the top panel of Fig. 35, corresponding to (Ga,Mn)As material with compressive strain, $M \perp$ plane ($M \parallel \hat{z}$) is the high resistance configuration, the intermediate resistance state is realized for in-plane $M \perp I$ ($M \parallel \hat{y}$), and the low resistance state is measured when $M \parallel I$ ($M \parallel \hat{x}$). In the sample with tensile strain, the in-plane $M \perp I$ and $M \perp$ plane curves switch places, as seen in the bottom panel of Fig. 35. Consistent with these experimental observations the theoretical AMR_{ip} and AMR_{op} coefficients are negative and $|AMR_{ip}| < |AMR_{op}|$ for compressive strain and $|AMR_{ip}| > |AMR_{op}|$ for tensile strain.

C. Anomalous and ordinary Hall effects

The anomalous Hall effect (AHE) is another transport phenomenon originating from spin-orbit coupling which has been used to study and characterize fer-

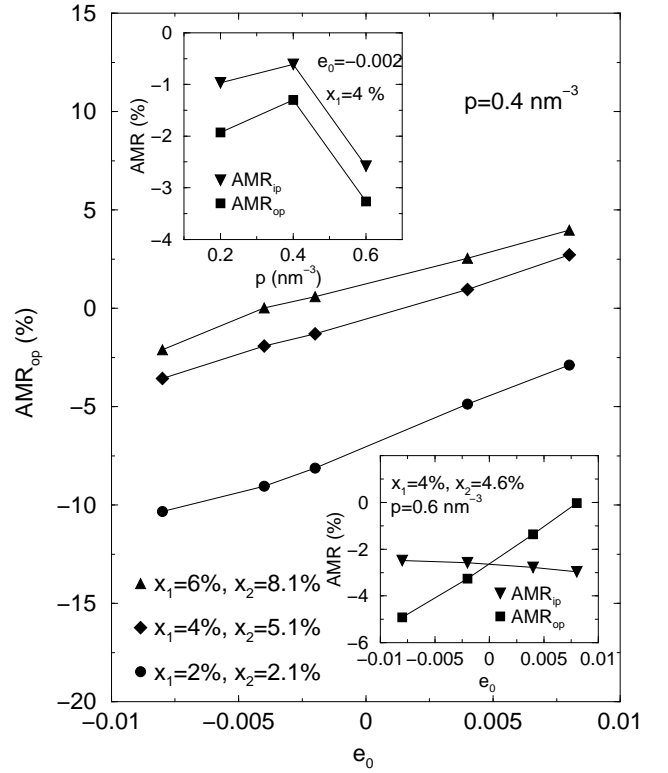


FIG. 34 Theoretical AMR effects in (Ga,Mn)As obtained from the KL kinetic-exchange model and Boltzmann transport theory. The curves correspond to total Mn doping x_1 and compensation due to As-antisites or total Mn doping x_2 and compensation due to Mn-interstitials. Main panel: out-of-plane AMR coefficient as a function of strain for several Mn dopings. Lower inset: out-of-plane and in-plane AMR coefficients as a function of strain. Upper inset: out-of-plane AMR coefficient as a function of the hole density. From (Jungwirth *et al.*, 2002a).

romagnetic films for more than one hundred years (Chien and Westgate, 1980). The difficulties that have accompanied attempts at accurate microscopic description of the effect in metal ferromagnets are reminiscent of those in the AMR. The success of AHE modeling in (Ga,Mn)As materials (Dietl *et al.*, 2003; Edmonds *et al.*, 2003; Jungwirth *et al.*, 2002c, 2003b), reviewed in this section, has had implications also beyond the field of DMSs. It helped to motivate a reexamination of the AHE in transition metals and in a series of more complex ferromagnetic compounds which has led to a significant progress in resolving the microscopic mechanism responsible for the effect in these materials (Dugaev *et al.*, 2005; Fang *et al.*, 2003; Haldane, 2004; Kötztler and Gil, 2005; Lee *et al.*, 2004; Sinitsyn *et al.*, 2005; Yao *et al.*, 2004).

The Hall resistance $R_{xy} \equiv \rho_{xy}/d$ of a magnetic thin film of thickness d is empirically observed to contain two distinct contributions, $R_{xy} = R_O B + R_A M$ (Chien and Westgate, 1980). The first contribution arises from the ordinary Hall effect (OHE) which is proportional to the applied magnetic field B , and the sec-

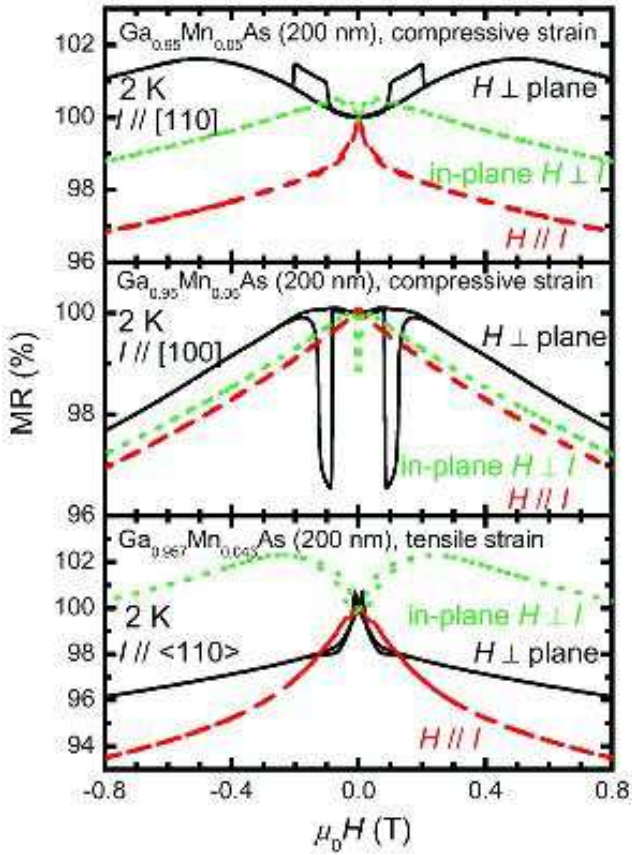


FIG. 35 Upper and middle panel: experimental field-induced changes in the resistance of $\text{Ga}_{0.95}\text{Mn}_{0.05}\text{As}$ grown on GaAs substrate under compressive strain for current along the [110] crystal direction (upper panel) and [100] crystal direction (middle panel) for three different orientations of the magnetization as indicated in Fig. 33. Lower panel: experimental magnetoresistance curves in $\text{Ga}_{0.957}\text{Mn}_{0.043}\text{As}$ grown on (In,Ga)As substrate under tensile strain (current along the [110] crystal direction). From (Matsukura *et al.*, 2004).

ond term is the AHE which may remain finite at $B = 0$ and depends instead on the magnetization. R_O and R_A are the OHE and AHE coefficients respectively. To put the AHE studies in DMSs in a broader perspective, the following paragraphs offer a brief excursion through the history of AHE theory and an overview of microscopic mechanisms discussed in this context in the literature (a more detailed survey is given, *e.g.*, in (Sinova *et al.*, 2004a)).

The first detailed theoretical analysis of the AHE was given by Karplus and Luttinger (Karplus and Luttinger, 1954), where they considered the problem from a perturbative point of view (with respect to an applied electric field) and obtained a contribution to the anomalous Hall conductivity in systems with spin-orbit coupled Bloch states given by the expression:

$$\sigma_{AH} = -\frac{2e^2}{\hbar V} \sum_{n,\vec{k}} f_{n,\vec{k}} \text{Im} \left\langle \frac{\partial u_{n,\vec{k}}}{\partial k_x} \left| \frac{\partial u_{n,\vec{k}}}{\partial k_y} \right. \right\rangle, \quad (35)$$

where $f_{n,\vec{k}}$ is the Fermi occupation number of the Bloch state $|u_{n,\vec{k}}\rangle$. This contribution is purely a property of the perfect crystal and has become known in recent years as the intrinsic AHE. It leads to an AHE coefficient R_A proportional to ρ_{xx}^2 and therefore can dominate in metallic ferromagnets that have a relatively large resistivity. The intrinsic AHE is related to Bloch state Berry phases in momentum space and depends non-perturbatively on spin-orbit interaction strength when degeneracies in momentum space are lifted by spin-orbit coupling (Burkov and Balents, 2003; Dugaev *et al.*, 2005; Haldane, 2004; Jungwirth *et al.*, 2002c; Onoda and Nagaosa, 2002; Sundaram and Niu, 1999). This point is particularly relevant for ferromagnetic semiconductors because all carriers that contribute to transport are located near particular points in the Brillouin zone, often high symmetry points at which degeneracies occur.

Shortly after the seminal work of Karplus and Luttinger, Smit proposed a different interpretation of the AHE based on a picture of asymmetric spin-dependent skew scattering off impurity potential involving spin-orbit coupling (Leroux-Hugon and Ghazali, 1972; Nozieres and Lewiner, 1973; Smit, 1955). Analytically, the skew scattering appears in the second order Born approximation applied to the collision term of the Boltzmann transport equation. This mechanism gives a contribution to $R_A \propto \rho_{xx}$, *i.e.*, proportional to the density of scatterers and dependent on the type and range of the impurity potential.

The AHE conductivity has a number of contributions in addition to the skew scattering and intrinsic contributions, that can originate either from spin-orbit coupling in the disorder scattering or spin-orbit coupling in the Bloch bands. Among these, side jump scattering has been identified as an important contribution (Berger, 1970). Side jump due to spin-orbit coupling in the Bloch bands appears as a ladder diagram vertex correction to the intrinsic anomalous Hall effect and its importance depends on the nature of that coupling (Dugaev *et al.*, 2005; Sinitsyn *et al.*, 2005).

The ratio of intrinsic and skew-scattering contributions to the AHE conductivity can be approximated, assuming a single spin-orbit coupled band and scattering off ionized impurities, by the expression (Chazalviel, 1975; Leroux-Hugon and Ghazali, 1972):

$$\left| \frac{\sigma_{AH}^{int}}{\sigma_{AH}^{sk}} \right| = \frac{cN}{pr_s k_F l}, \quad (36)$$

where N/p is the ratio of the density of ionized impurities and the carrier density, r_s is the average distance between carriers in units of Bohr radius, l is the mean free path, and $c \sim 10$, varying slightly with scattering length. For the short range scattering potential considered by Luttinger (Luttinger, 1958) and Nozieres and Lewiner

(Nozieres and Lewiner, 1973), $V(\vec{r}) = V_0\delta(\vec{r} - \vec{r}_i)$:

$$\left| \frac{\sigma_{AH}^{int}}{\sigma_{AH}^{sk}} \right| = \frac{3}{\pi |V_0| \text{DOS}(E_F) k_{Fl}}. \quad (37)$$

The estimate is a useful first guess at which mechanism dominates in different materials but one must keep in mind the simplicity of the models used to derive these expressions.

In (Ga,Mn)As, Eq. (36) gives a ratio of intrinsic to skew scattering contribution of the order of 50 and the intrinsic AHE is therefore likely to dominate (Dietl *et al.*, 2003). Consistently, the experimental R_A in metallic (Ga,Mn)As DMSs is proportional to ρ_{xx}^2 (Edmonds *et al.*, 2002b). Microscopic calculations of the intrinsic low-temperature AHE conductivity in (Ga,Mn)As were performed by taking into account the Berry phase anomalous velocity term in the semiclassical Boltzmann equation leading to Eq. (35) (Jungwirth *et al.*, 2002c), and by applying the fully quantum mechanical Kubo formalism (Jungwirth *et al.*, 2003b). In both approaches, the KL kinetic-exchange model was used to obtain the hole band structure.

In the Kubo formula, the dc Hall conductivity for non-interacting quasiparticles at zero external magnetic field is given by (Jungwirth *et al.*, 2003b; Onoda and Nagaosa, 2002)

$$\sigma_{AH} = \frac{ie^2\hbar}{m^2} \int \frac{d\vec{k}}{(2\pi)^3} \sum_{n \neq n'} \frac{f_{n',\vec{k}} - f_{n,\vec{k}}}{E_{n\vec{k}} - E_{n'\vec{k}}} \times \frac{\langle n\vec{k} | \hat{p}_x | n'\vec{k} \rangle \langle n'\vec{k} | \hat{p}_y | n\vec{k} \rangle}{E_{n\vec{k}} - E_{n'\vec{k}} + i\hbar\Gamma}. \quad (38)$$

The real part of Eq. (38) in the limit of zero scattering rate ($\Gamma \rightarrow 0$) can be written as,

$$\sigma_{AH} = \frac{e^2\hbar}{m^2} \int \frac{d\vec{k}}{(2\pi)^3} \sum_{n \neq n'} (f_{n',\vec{k}} - f_{n,\vec{k}}) \times \frac{\text{Im}[\langle n'\vec{k} | \hat{p}_x | n\vec{k} \rangle \langle n\vec{k} | \hat{p}_y | n'\vec{k} \rangle]}{(E_{n\vec{k}} - E_{n'\vec{k}})^2}. \quad (39)$$

Realizing that the momentum matrix elements $\langle n'\vec{k} | \hat{p}_\alpha | n\vec{k} \rangle = (m/\hbar) \langle n'\vec{k} | \partial \mathcal{H}(\vec{k}) / \partial k_\alpha | n\vec{k} \rangle$, Eq. (39) can be shown to be equivalent to Eq. (35). The advantage of the Kubo formalism is that it makes it possible to include finite lifetime broadening of the quasiparticles in the simulations. (See Section VI.B for the discussion of quasiparticle scattering rates in (Ga,Mn)As). Whether or not the lifetime broadening is included, the theoretical anomalous Hall conductivities are of order $10 \Omega^{-1} \text{ cm}^{-1}$ for typical (Ga,Mn)As DMS parameters. On a quantitative level, non-zero Γ tends to enhance σ_{AH} at low Mn doping and suppresses σ_{AH} at high Mn concentrations where quasiparticle broadening due to disorder becomes comparable to the strength of the kinetic-exchange field.

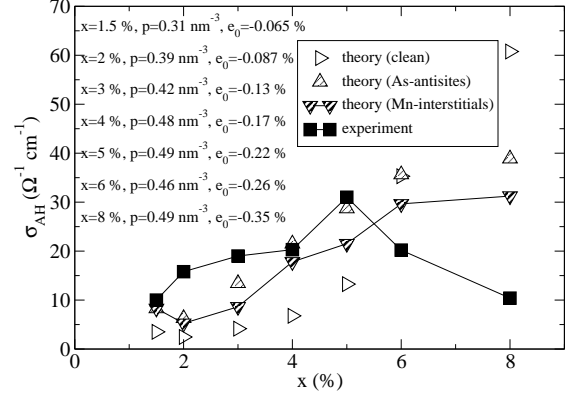


FIG. 36 Comparison between experimental and theoretical anomalous Hall conductivities. From (Jungwirth *et al.*, 2003b).

A systematic comparison between theoretical and experimental AHE data is shown in Fig. 36 (Jungwirth *et al.*, 2003b). The results are plotted versus nominal Mn concentration x while other parameters of the measured samples are listed in the figure legend. Experimental σ_{AH} values are indicated by filled squares and empty triangles correspond to theoretical data obtained for $\Gamma = 0$. Results shown in half-open triangles were obtained by solving the Kubo formula for σ_{AH} with non-zero Γ due to scattering off Mn_{Ga} and As-antisites, or Mn_{Ga} and Mn_{I} impurities. The calculations explain much of the measured low-temperature AHE in metallic (Ga,Mn)As DMSs, especially so for the Mn_{I} compensation scenario. The largest quantitative discrepancy between theory and experiment is for the $x = 8\%$ material which can be partly explained by a non mean-field-like magnetic behavior of this specific, more disordered sample.

In DMSs the AHE has played a key role in establishing ferromagnetism and in providing evidence for the hole-mediated coupling between Mn local moments (Ohno, 1998; Ohno *et al.*, 1992). The dominance of the AHE in weak field measurements (see Fig. 1) allows the Hall resistance to serve also as a convenient proxy for the magnetization. On the other hand, the same property can obscure Hall measurements of the hole density. If the magnetization is not fully saturated at low fields, for example, then $\rho_{AH} = \sigma_{AH} \rho_{xx}^2$ will increase with increasing external field B through the dependence of σ_{AH} on $M(B)$, and hole densities derived from the slope of $\rho_{xy}(B)$ will be too low. Accurate determination of hole densities in DMSs is essential, however, and the Hall effect is arguably the most common and accurate non-destructive tool for measuring the level of doping in semiconductors. Hall experiments performed in high magnetic fields to guarantee magnetization saturation seem a practical way for separating AHE contributions, es-

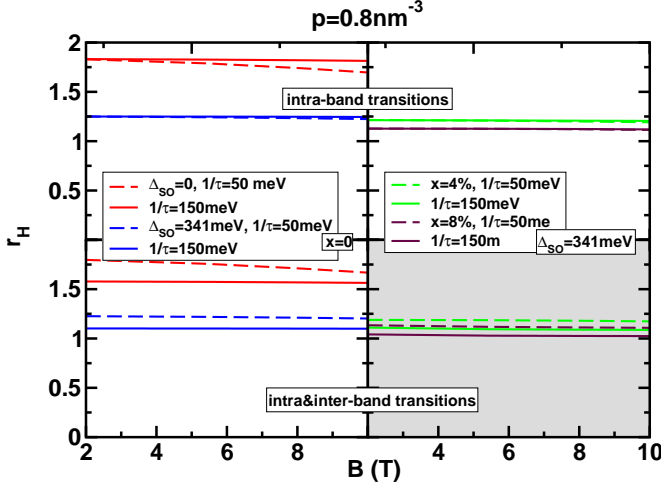


FIG. 37 Theoretical Hall factors for $p = 0.8 \text{ nm}^{-3}$; $\hbar/\tau = 50 \text{ meV}$ (dashed lines), $\hbar/\tau = 150 \text{ meV}$ (solid lines). Top panels: only intra-band transitions are taken into account. Bottom panels: intra- and inter-band transitions are taken into account. Left panels: GaAs ($x = 0$); zero spin-orbit coupling (red lines), $\Delta_{SO} = 341 \text{ meV}$ (blue lines). Right panels: (Ga,Mn)As with Mn_{Ga} concentration 4% (green lines), 8% (brown lines). $\rho_{xy}(B = 0) = 0$ in all panels except for the bottom left panel where $\rho_{xy}(B = 0) \neq 0$ due to the anomalous Hall effect. From (Jungwirth *et al.*, 2005b).

pecially in samples showing weak longitudinal magnetoresistance (Edmonds *et al.*, 2002b; Ohno, 1999). Hole density measurements performed using this technique assume that the Hall factor, $r_H = (\rho_{xy}(B) - \rho_{AH})/(B/ep)$ with $\rho_{AH} = \rho_{xy}(B = 0)$, is close to 1 despite the multi-band spin-orbit coupled nature of hole dispersion in (Ga,Mn)As ferromagnets. In the following paragraphs we briefly review a theoretical analysis of this assumption (Jungwirth *et al.*, 2005b).

Microscopic calculations in non-magnetic p-type GaAs with hole densities $p \sim 10^{17} - 10^{20} \text{ cm}^{-3}$ have shown that r_H can vary between 0.87 and 1.75, depending on doping, scattering mechanisms, and on details of the model used for the GaAs valence band (Kim and Majerfeld, 1995). An estimate of the influence on r_H from the spin-splitting of the valence band and from the anomalous Hall term is based on the KL kinetic-exchange model description of the hole band structure. The Hall conductivity has been obtained by evaluating the Kubo formula at finite magnetic fields that includes both intra-band and inter-band transitions. The approach captures the anomalous and ordinary Hall terms on equal footing (Jungwirth *et al.*, 2005a).

Many of the qualitative aspects of the numerical calculations, shown in Fig. 37, can be explained using a simple model of a conductor with two parabolic uncoupled bands. Note that the typical scattering rate in (Ga,Mn)As epilayers is $\hbar/\tau \sim 100 \text{ meV}$ and that the

cyclotron energy at $B = 5 \text{ T}$ is $\hbar\omega \sim 1 \text{ meV}$, *i.e.*, the system is in the strong scattering limit, $\omega\tau \ll 1$. In this limit, the two band model gives resistivities:

$$\begin{aligned} \rho_{xx} &\approx \frac{1}{\sigma_{xx,1} + \sigma_{xx,2}} \approx \frac{1}{\sigma_{0,1} + \sigma_{0,2}} \\ \rho_{xy} &\approx -\frac{\sigma_{xy,1} + \sigma_{xy,2}}{(\sigma_{xx,1} + \sigma_{xx,2})^2} \\ &= \frac{B}{ep_1} \frac{1 + \frac{p_2}{p_1} \left(\frac{m_1^*}{m_2^*}\right)^2}{\left(1 + \frac{p_2}{p_1} \frac{m_1^*}{m_2^*}\right)^2} \geq \frac{B}{ep}, \end{aligned} \quad (40)$$

where the indices 1 and 2 correspond to the 1st and 2nd band respectively, the total density $p = p_1 + p_2$, and the zero-field conductivity $\sigma_0 = e^2\tau p/m^*$. Eq. (40) suggests that in the strong scattering limit the multi-band nature of the hole states in (Ga,Mn)As should not result in a strong longitudinal magnetoresistance. This observation is consistent with the measured weak dependence of ρ_{xx} on B for magnetic fields at which magnetization in the (Ga,Mn)As ferromagnet is saturated (Edmonds *et al.*, 2002b).

The simple two-band model also suggests that the Hall factor, r_H , is larger than one in multi-band systems with different dispersions of individual bands. Indeed, for uncoupled valence bands, *i.e.* when accounting for intra-band transitions only, the numerical Hall factors in the top panels of Fig. 37 are larger than 1 and independent of τ as also suggested by Eq. (40). The suppression of r_H when spin-orbit coupling is turned on, shown in the same graphs, results partly from depopulation of the angular momentum $j = 1/2$ split-off bands. In addition to this “two-band model” like effect, the inter-Landau-level matrix elements are reduced due to spin-orbit coupling since the spinor part of the eigenfunctions now varies with the Landau level index. In ferromagnetic $\text{Ga}_{1-x}\text{Mn}_x\text{As}$ the bands are spin-split and higher bands depopulated as x increases. In terms of r_H , this effect competes with the increase of the inter-Landau-level matrix elements since the spinors are now more closely aligned within a band due to the exchange field produced by the polarized Mn moments. Increasing x can therefore lead to either an increase or a decrease in r_H depending on other parameters, such as the hole density (compare top right panels of Fig. 37).

Inter-band transitions result in a more single-band like character of the system, *i.e.* r_H is reduced, and the slope of the $\rho_{xy}(B)$ curve now depends more strongly on τ . Although the AHE and OHE contributions to ρ_{xy} cannot be simply decoupled, the comparison of numerical data in the four panels confirms the usual assumption that the AHE produces a field-independent off-set proportional to magnetization and ρ_{xx}^2 . The comparison also suggests that after subtracting $\rho_{xy}(B = 0)$, r_H can be used to determine the hole density in (Ga,Mn)As with accuracy that is better than in non-magnetic GaAs with comparable hole densities. For typical hole and Mn densities in experimental (Ga,Mn)As epilayers the error of

the Hall measurement of p is estimated to be less than $\pm 20\%$ (Jungwirth *et al.*, 2005a).

D. Conductivity near and above T_c

Typical Fermi temperatures, $T_F = E_F/k_B$, in ferromagnetic (Ga,Mn)As are much larger than the Curie temperature relegating direct Fermi distribution effects of finite temperature to a minor role in transport. The carrier-mediated nature of ferromagnetism implies, however, strong indirect effects through the temperature dependence of the magnetization. A prime example is the AHE which from the early studies of (III,Mn)V DMSs has served as a practical tool to accurately measure Curie temperatures (Ohno *et al.*, 1992). A rough estimate of T_c can be inferred also from the temperature dependent longitudinal resistivity which exhibits a shoulder in the more metallic (optimally annealed) samples and a peak in the less metallic (as-grown) materials near the ferromagnetic transition (Edmonds *et al.*, 2002a; Hayashi *et al.*, 1997; Matsukura *et al.*, 1998; Potashnik *et al.*, 2001; Van Esch *et al.*, 1997). An example of this behavior is shown in Fig. 38 for a (Ga,Mn)As material with 8% nominal Mn-doping (Potashnik *et al.*, 2001).

The shoulder in $\rho_{xx}(T)$ has been qualitatively modelled using the mean-field, KL kinetic-exchange Hamiltonian (20). Solutions to the Boltzmann equation (Hwang and Das Sarma, 2005; López-Sancho and Brey, 2003) are shown in Fig. 39. The temperature dependence of the longitudinal conductivity follows in this theory from variations in the parameters derived from the spin-polarized hole band structure (e.g. Fermi wavevector) and from variations in screening of impurity Coulomb potentials.

The peak in resistance near T_c has been discussed in terms of scattering effects beyond the lowest order Born approximation and by using a network resistor model (Timm *et al.*, 2005). It has also been suggested that this transport anomaly in more highly resistive DMSs is a consequence of the change in localization length caused by the ferromagnetic transition (Zaránd *et al.*, 2005).

Above the Curie temperature, measurements of ρ_{xx} have been used to estimate the value of J_{pd} . Assuming scattering off the $p-d$ exchange potential at randomly distributed paramagnetic Mn_{Ga} impurities and parabolic hole bands, the corresponding contribution to the resistivity is approximated by,

$$\rho_{xx} = 2\pi^2 \frac{k_F}{pe^2} \frac{(m^*)^2 J_{pd}^2}{h^3} N_{Mn} [2\chi_{\perp}(T, B) + \chi_{\parallel}(T, B)], \quad (41)$$

where χ_{\perp} and χ_{\parallel} are the transverse and longitudinal magnetic susceptibilities (Dietl, 1994; Matsukura *et al.*, 2002; Omiya *et al.*, 2000). This theory overestimates critical scattering, particularly near the Curie temperature where the susceptibility diverges. Far from the transition on the paramagnetic side, however, fitting Eq. 41

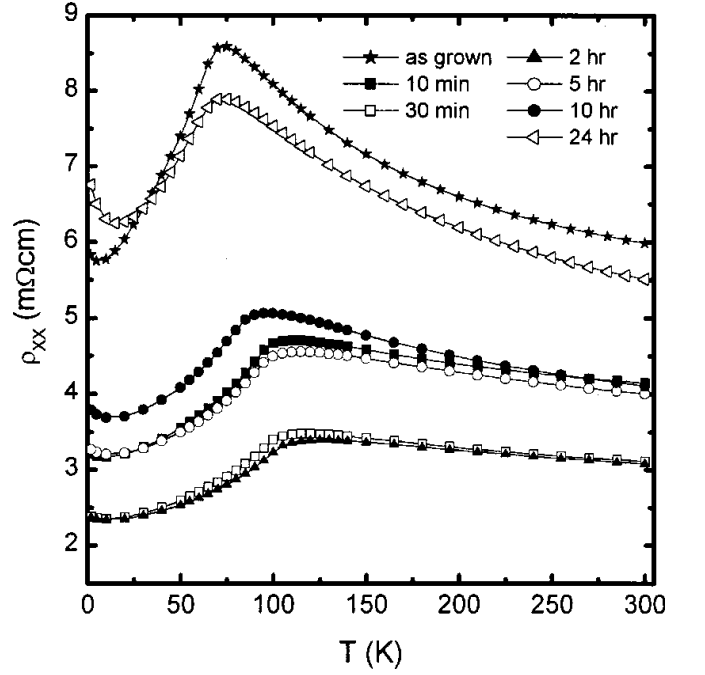


FIG. 38 Experimental resistivity of $\text{Ga}_{1-x}\text{Mn}_x\text{As}$ for $x = 8\%$ vs. temperature for various annealing times. From (Potashnik *et al.*, 2001).

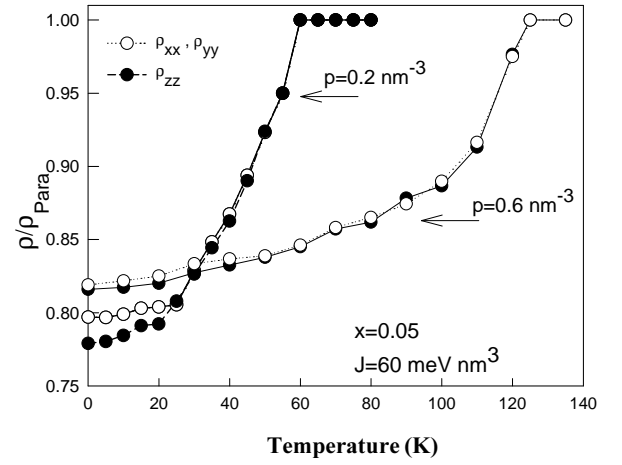


FIG. 39 KL kinetic-exchange model resistivity, normalized with respect to the value above T_c , vs. T for a Mn doping of 5% and hole densities $p = 0.2\text{nm}^{-3}$ and $p = 0.6\text{nm}^{-3}$. From (López-Sancho and Brey, 2003).

to experimental magnetoresistance data gives an estimate of the J_{pd} (Omiya *et al.*, 2000) which is consistent with values inferred from spectroscopical measurements (Okabayashi *et al.*, 1998).

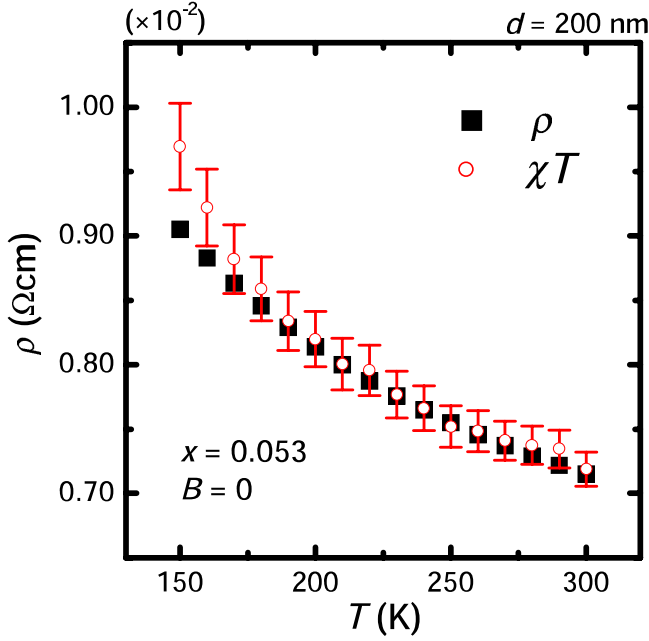


FIG. 40 Temperature dependence of the resistivity for a 200-nm thick film of $\text{Ga}_{1-x}\text{Mn}_x\text{As}$ with $x = 0.053$ in the high-temperature paramagnetic region. Solid squares and open circles show experimental data and the fit using Eq. (41), respectively. From (Omiya *et al.*, 2000).

VII. MAGNETO-OPTICS

The prospects for new technologies based for example on materials in which the ferromagnetic transition can be controlled by light or on (III,Mn)V Faraday isolators monolithically integrated with existing semiconductor lasers, have motivated research in magneto-optical properties of DMSs (Koshihara *et al.*, 1997; Matsukura *et al.*, 2002; Munekata *et al.*, 1997; Sugano and Kojima, 2000). Apart from these applied physics interests, ac probes have been used to study DMS materials by a wide range of experimental techniques. In Sections II.B.1 and V.B.2 we mentioned x-ray spectroscopies (core-level photoemission and XMCD) used to characterize Mn 3d states and detect the sign and magnitude of the $p-d$ exchange coupling. Dispersions of hole bands in DMSs have been studied by angle-resolved photoemission with ultraviolet excitations (Asklund *et al.*, 2002; Okabayashi *et al.*, 2001, 2002) and infrared-to-ultraviolet spectroscopic ellipsometry (Burch *et al.*, 2004). Raman scattering induced by excitations in the visible range was used as an alternative means of estimating hole densities (Limmer *et al.*, 2002; Sapega *et al.*, 2001; Seong *et al.*, 2002). Spectroscopic studies of isolated $\text{Mn}(d^5+\text{hole})$ impurities in the infrared region provided key information on the valence of Mn in (Ga,Mn)As, as discussed in Section II.B, and cyclotron resonance measurements were used to study highly Mn-doped DMS materials in this frequency range (Khodaparast *et al.*, 2004; Mitsumori *et al.*, 2003; Sanders *et al.*, 2003). The

microwave EPR and FMR experiments, mentioned in Section II.B and V.C, have been invaluable for understanding the nature of Mn in III-V hosts at low and high dopings, and for characterizing magnetocrystalline anisotropies and magnetization dynamics in ferromagnetic materials. In this section we review studies of some of the magneto-optical responses (Ando *et al.*, 1998; Beschoten *et al.*, 1999; Hrabovsky *et al.*, 2002; Kimel *et al.*, 2005; Lang *et al.*, 2005; Matsukura *et al.*, 2002; Szczytko *et al.*, 1999a), particularly magnetic circular dichroism (MCD), in the visible range and infrared absorption (Burch *et al.*, 2005; Hirakawa *et al.*, 2002, 2001; Nagai *et al.*, 2001; Singley *et al.*, 2003, 2002; Szczytko *et al.*, 1999a).

A. Visible magnetic circular dichroism

Optical absorption due to electron excitations across the band gap is a standard characterization technique in semiconductors. In (Ga,Mn)As, the absorption occurs in the visible range and the position of its edge on the frequency axis depends on the circular polarization of the incident light. Analysis of this magneto-optical effect provides information on the $p-d$ exchange induced band splitting and on doping in the DMS material (Dietl, 2002; Matsukura *et al.*, 2002).

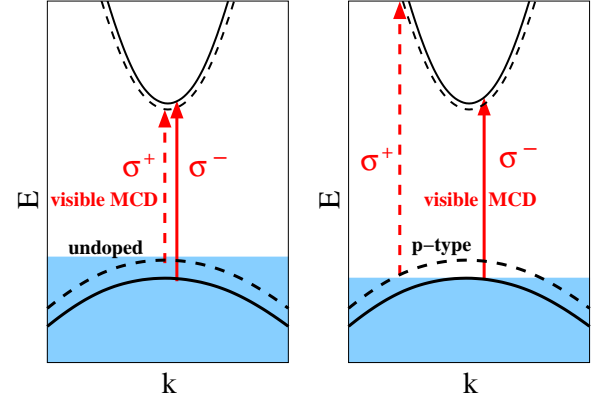


FIG. 41 Schematic diagrams of electron excitations across the band-gap induced by circularly polarized light absorption in undoped (left) and p-type (right) DMSs with spin-split bands. Only the heavy-hole band is shown for illustration. For a given circular polarization of the absorbed light, optical selection rules allow transitions between the heavy-hole valence band and the conduction band with one spin orientation only and therefore make it possible to spectrally resolve the band splitting. The corresponding MCD signal can change sign in the doped system due to the Moss-Burnstein effect, as illustrated in this diagram.

The schematic diagram in Fig. 41 shows that for a given sign of the exchange coupling, the order of absorption edges corresponding to the two circular photon polarizations can reverse in p-type materials, compared to systems with a completely filled valence band. Calculations for (Ga,Mn)As that include this Moss-Burnstein

effect were carried out using the mean-field KL kinetic-exchange model (Dietl *et al.*, 2001b). The resulting absorptions α^\pm of the σ^\pm circularly polarized light, and MCD, defined as (Sugano and Kojima, 2000)

$$\text{MCD} \equiv \frac{\alpha^- - \alpha^+}{\alpha^+ + \alpha^-} = -\frac{\text{Im}[\sigma_{xy}(\omega)]}{\text{Re}[\sigma_{xx}(\omega)]}, \quad (42)$$

are shown in Fig. 42. As suggested in the cartoon, the sign of the MCD signal in (Ga,Mn)As is opposite to the one obtained in bulk (II,Mn)VI DMSs where the sense of band splittings is the same as in (Ga,Mn)As but Mn substituting for the group-II element is an isovalent neutral impurity (Dietl, 1994). (The Moss-Burnstein sign change in MCD was also observed in co-doped p-type (II,Mn)VI quantum well (Haury *et al.*, 1997).)

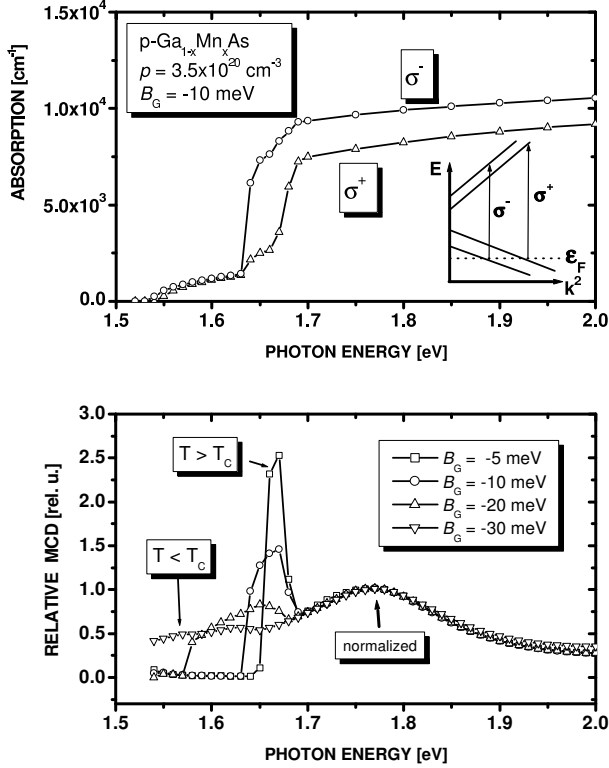


FIG. 42 Top panel: Theoretical absorption edge for two circular polarizations in p-(Ga,Mn)As computed for spin-splitting parameter $B_G = -10$ meV (corresponding to $T = 0$ mean-field from local Mn moments of density $x = 1.7\%$) and hole concentration $3.5 \times 10^{20} \text{ cm}^{-3}$. Inset shows how the Fermi sea of the holes reverses the relative positions of the edges corresponding to σ^+ and σ^- polarizations in agreement with experimental findings. Bottom panel: Spectral dependence of magnetic circular dichroism in the optical range in (Ga,Mn)As computed for hole concentration $3.5 \times 10^{20} \text{ cm}^{-3}$ and various spin-splitting parameters B_G . The magnitudes of MCD at given B_G are normalized by its value at 1.78 eV. From (Dietl *et al.*, 2001b).

Experimentally, the incorporation of several per cent of Mn in GaAs strongly enhances MCD, as shown in Fig. 43

(Ando *et al.*, 1998; Matsukura *et al.*, 2002), and the sign of the signal near band-gap frequencies is consistent with the above theory which assumes antiferromagnetic $p-d$ exchange coupling (Ando *et al.*, 1998; Beschoten *et al.*, 1999; Dietl *et al.*, 2001b; Szcztyko *et al.*, 1999a).

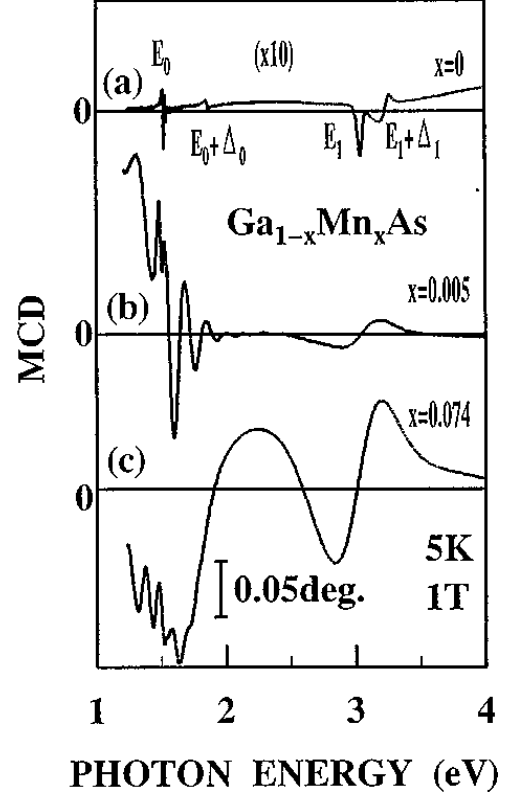


FIG. 43 Experimental MCD spectra of (a) undoped semi-insulating GaAs substrate and (b), (c) of epitaxial $\text{Ga}_{1-x}\text{Mn}_x\text{As}$ films at $T = 5$ K and $B = 1$ T. The spectrum of GaAs is magnified ten times because the signal is weaker than that of $\text{Ga}_{1-x}\text{Mn}_x\text{As}$. From (Ando *et al.*, 1998).

B. Infrared absorption

In (III,Mn)V DMSs, light absorption can occur at sub-band-gap frequencies due to valence-band to Mn impurity band excitations (Alvarez and Dagotto, 2003; Craco *et al.*, 2003; Hwang *et al.*, 2002) in the more insulating materials and due to intra-valence-band excitations (Sinova *et al.*, 2003, 2002; Yang *et al.*, 2003) in the more metallic systems, as illustrated schematically in Fig. 44. The infrared absorption associated with substitutional Mn impurities is spectrally resolved from higher energy excitations to donor levels of the most common unintentional defects, such as the Mn_I interstitials and As_Ga antisites in (Ga,Mn)As, and therefore represents another valuable probe into intrinsic properties of these systems. Since infrared wavelengths are much larger than typical (sub-micron) DMS epilayer widths, the absorption is related to the real part of the conductivity by

(Sugano and Kojima, 2000)

$$\alpha(\omega) = 2 \frac{\text{Re}[\sigma(\omega)]}{Y + Y_0}, \quad (43)$$

where Y and Y_0 are the admittances of the substrate and free space, respectively.

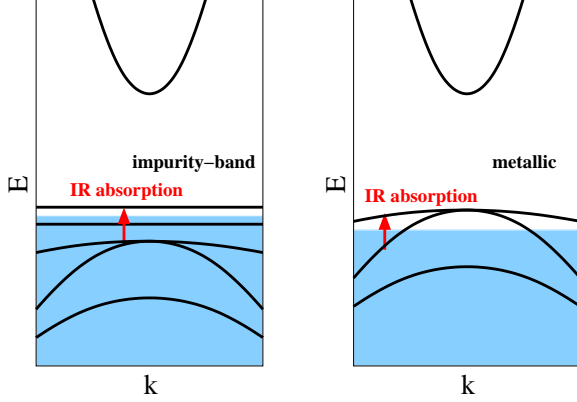


FIG. 44 Schematic diagram illustrating absorption due to electron excitations to the impurity band (left panel) and due to intra-valence-band excitations (right panel).

Model Hamiltonians (7) (see Section III.D) combined with dynamical mean-field-theory or Monte Carlo simulations were used to study the role of the impurity band in infrared absorption (Alvarez and Dagotto, 2003; Hwang *et al.*, 2002). The impurity band forms in this theory when the strength of the model effective exchange interaction J is comparable to the width of the main band, characterized by the hopping parameter t . A non-Drude peak is observed in the frequency-dependent conductivity, associated with transitions from the main band to the impurity band. The behavior is illustrated in Fig. 45 together with the predicted temperature dependence of the absorption spectra obtained by the Monte Carlo technique. As discussed in Section III.D, these model calculations are expected to apply to systems with strong $p-d$ exchange coupling, like (Ga,Mn)P and possibly also to (III,Mn)V DMSs which are strongly compensated due to the presence of unintentional donor defects. (Impurity-band mediated ferromagnetism does not occur in uncompensated samples.)

Theoretical infrared absorption spectra calculated using the $\mathbf{k} \cdot \mathbf{p}$ model for (Ga,Mn)As DMSs with delocalized holes in the semiconductor valence band, plotted in Fig. 46, show a similar non-Drude characteristics with a peak near the excitation energy of 220 meV. The underlying physics is qualitatively different, however, as the peak in these KL kinetic-exchange model calculations originates from heavy-hole to light-hole intra-valence-band transitions (Sinova *et al.*, 2002). These results were obtained by evaluating the Kubo formula for ac conductivity assuming non-interacting holes and modeling disorder within the first order Born approximation (see Eq. (32) in Section VI.A). In Fig. 47 we show theoretical predictions

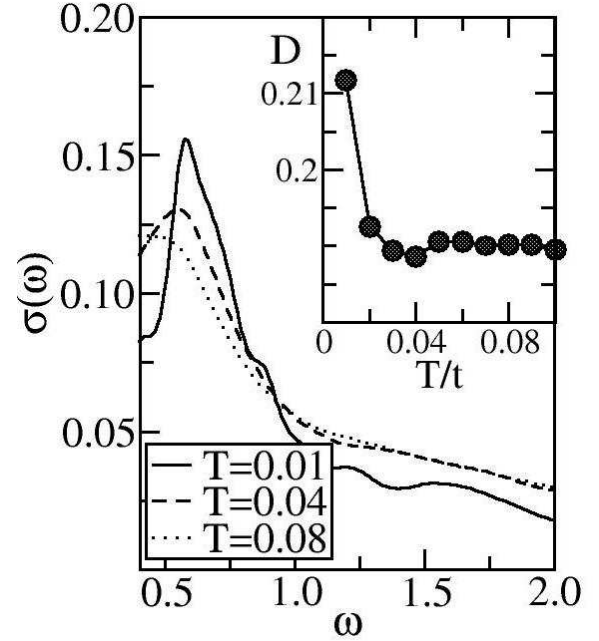


FIG. 45 Impurity-band model calculations of $\sigma(\omega)$ vs. ω for a 10×10 periodic system with 26 spins ($x \sim 0.25$), $J/t = 2.5$, $p = 0.3$, and for different temperatures, as indicated. Inset: Drude weight, D , vs. temperature T (Alvarez and Dagotto, 2003).

of exact diagonalization studies based on the KL kinetic-exchange Hamiltonian but treating disorder effects exactly in a finite size system. The results correct for the overestimated dc conductivity in the former model, which is a quantitative deficiency of the Born approximation as already mentioned in Section VI.A. At finite frequencies, the theoretical absorption in these metallic (Ga,Mn)As DMSs is almost insensitive to the way disorder is treated in the simulations, as see from Figs. 46 and 47.

Experimental infrared absorption studies in ferromagnetic (Ga,Mn)As epilayers exhibit several common features summarized in Fig. 48 (Burch *et al.*, 2005; Hirakawa *et al.*, 2002, 2001; Nagai *et al.*, 2001; Singley *et al.*, 2003, 2002; Szczytko *et al.*, 1999a). Ferromagnetic materials ($x = 5.2\%$ curves in Fig. 48) show a non-Drude behavior in which the conductivity increases with increasing frequency in the interval between 0 and 220 meV, a broad absorption peak near 220 – 260 meV that becomes stronger as the sample is cooled, and a featureless absorption up to approximately 1 eV. As seen in Fig. 48, the peak is absent in the reference, LT-MBE-grown GaAs sample confirming that the infrared absorption in ferromagnetic (Ga,Mn)As is related to changes in the band structure near the Fermi energy induced by Mn impurities.

The presence of a finite-frequency peak in both impurity band and KL kinetic-exchange models for the infrared conductivity leads to an ambiguity in the interpretation of existing data which has all been taken in as

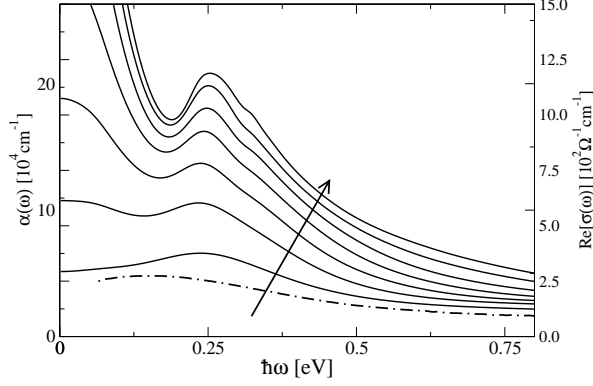


FIG. 46 KL kinetic-exchange model calculations of infrared conductivity $\text{Re}[\sigma(\omega)]$ and absorption coefficient $\alpha(\omega)$ for carrier densities from $p = 0.2$ to 0.8 nm^{-3} in the direction indicated by the arrow, for $\text{Ga}_{0.95}\text{Mn}_{0.05}\text{As}$ (Sinova *et al.*, 2002). Disorder is treated within the first order Born approximation. The dot-dashed line is the experimental absorption curve for a sample with 4% Mn doping from (Hirakawa *et al.*, 2002).

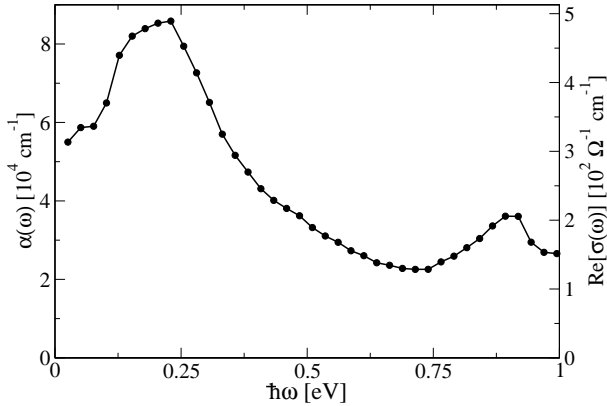


FIG. 47 Infrared absorption and conductivity of a metallic (Ga,Mn)As computed using the KL kinetic-exchange model and exact diagonalization technique in a finite size disordered system. Here $p = 0.33 \text{ nm}^{-3}$, $n_{\text{Mn}} = 1 \text{ nm}^{-3}$ ($x \approx 4.5\%$). From (Yang *et al.*, 2003).

grown, presumably heavily compensated material. We do note, however, that the property that the peak frequency is larger than the isolated acceptor binding energy does not seem consistent with an impurity-band picture. Also, the metallic behavior of the $x = 5.2\%$ material below T_c , seen in the lower panel of Fig. 48, favors the intra-valence-band absorption scenario. On the other hand, the large compensation likely present in as-grown low- T_c (Ga,Mn)As suggests that many holes may be strongly localized and that both absorption mecha-

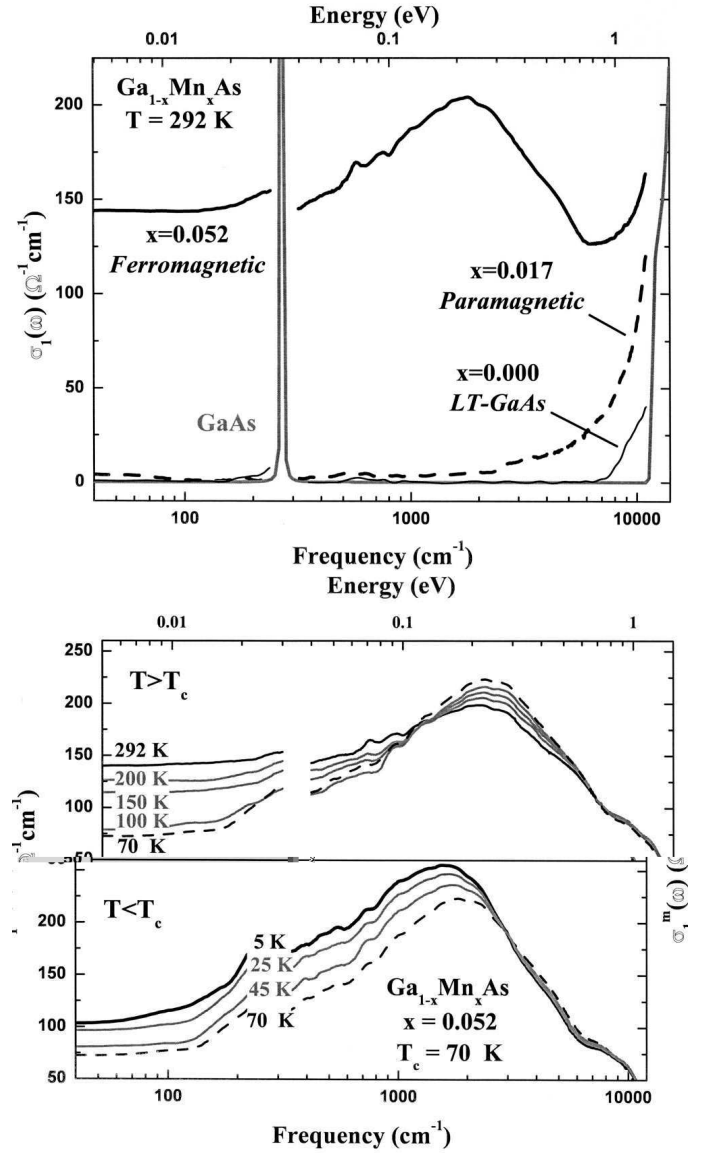


FIG. 48 Top panel: Real part of the conductivity derived from measured transmission spectra for a paramagnetic $x = 1.7\%$ sample (dashed line), a ferromagnetic $x = 5.2\%$ sample (thick solid line), and the LT GaAs film (thin black line). Bottom panel: Temperature dependence of conductivity for $x = 5.2\%$ sample on a log scale for $T > T_c$ and $T < T_c$. From (Singley *et al.*, 2003).

nisms may contribute to the measured absorption peak. Experiments in a series of samples interpolating between as grown and optimally annealed limits, analogous to the resistance-monitored annealing studies (Edmonds *et al.*, 2004a, 2002a), should enable a clear interpretation of infrared absorption spectra in (Ga,Mn)As DMSs.

VIII. DISCUSSION

A. Magnetic interactions in systems with coupled local and itinerant moments

Systems with local moments coupled to itinerant electrons are common in condensed matter physics and exhibit a wide variety of behaviors. Ferromagnets are far from the most common low-temperature states. For that reason it is useful to ask how (III,Mn)V materials, and (Ga,Mn)As with its robust ferromagnetic order in particular, fit in this larger context. This general qualitative analysis can help to identify some of the key factors that might limit the strength of ferromagnetic interactions in the highly doped and strongly $p-d$ coupled DMS ferromagnets for which mean-field theory predicts the highest Curie temperatures.

An important class of materials that has been very extensively studied is heavy fermions, in which f -electron local moments are exchange coupled to band electrons (Stewart, 1984). Kondo lattice models, which are believed to qualitatively describe heavy fermion systems, assume that local moments exist at each lattice site. For DMSs the approach is equivalent to using the virtual-crystal approximation (see Section V.A.1). Considerations based on the Kondo lattice model often start from the comparison of the RKKY (see Section II.A) and Kondo temperature scales (Degiorgi, 1999; Doniach, 1977; Tsunetsugu *et al.*, 1997). The characteristic RKKY temperature refers to the strength of interactions between local moments mediated by a weakly disturbed carrier system and is proportional to the mean-field T_c given by Eq. (18). The Kondo scale refers to the temperature below which strong correlations are established between an isolated local moment and the carrier system with which it interacts. Standard scale estimate formulas (Doniach, 1977) applied to the case of DMS ferromagnets imply that the Kondo scale is larger than the RKKY scale when the mean-field exchange coupling, $SN_{Mn}J_{pd}$, is larger than the Fermi energy E_F of the hole system, in other words in the strong coupling regime. The Kondo scale falls rapidly to small values at weaker coupling. (In heavy-fermion materials the Kondo temperature scale is larger than the RKKY temperature scale.)

Optimally annealed metallic (Ga,Mn)As materials are on the weak-coupling side of this boundary, but (Ga,Mn)N and possibly (Ga,Mn)P may be starting to reach toward the strong coupling limit (if the simple $S=5/2$ local moment model still applies in these materials). As the strong coupling limit is approached, quantum fluctuations (see discussion below Eq. (24)) will play a greater role, reducing the saturation moment per Mn and eventually driving down the ferromagnetic transition temperature. When the Kondo scale is much larger than the RKKY scale, the local moments are screened out by strongly correlated band electron spin-fluctuations and effectively disappear before they have the opportunity to

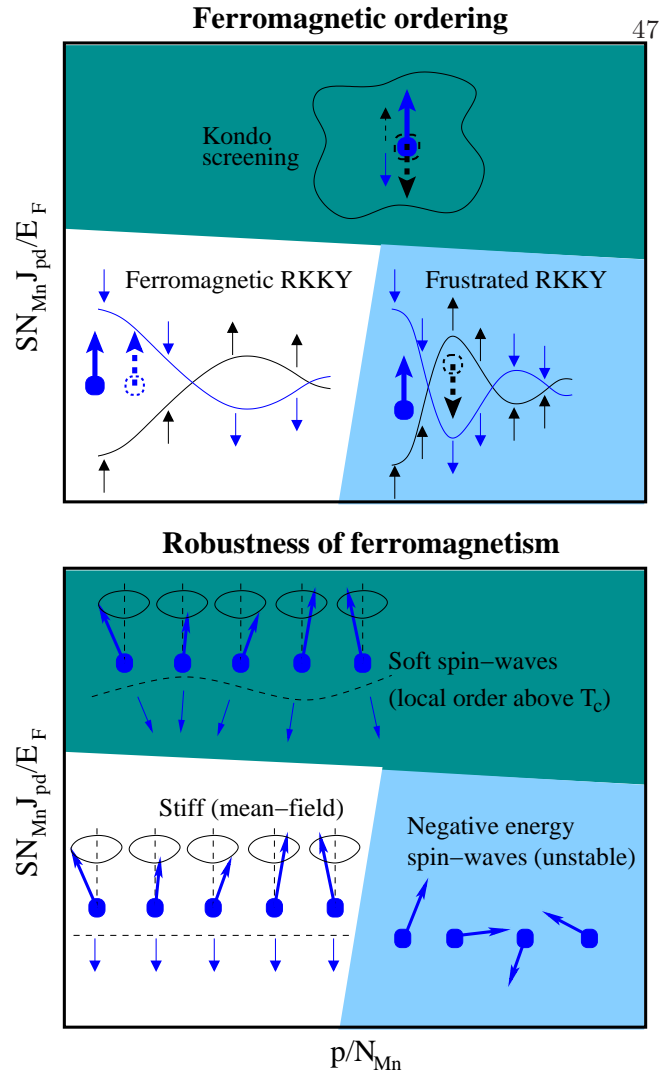


FIG. 49 Top panel: A schematic qualitative diagram illustrating the requirements for ferromagnetic ordering in systems with coupled local and itinerant moments. The y-axis represents the strength of the exchange coupling relative to the itinerant system Fermi energy and the x-axis the ratio between carrier and local moment densities. In the weak coupling regime the interaction between local moments is described by the RKKY theory in which polarization of band electrons (holes) due to the interaction with the local moment at one site is propagated to neighboring sites. The mechanism corresponds to out-of-phase Friedel oscillations of carriers scattering off an attractive impurity potential for one carrier spin orientation (maximum density at the impurity site), and a repulsive potential for the opposite carrier spin polarization (minimum density at the impurity site). With increasing carrier density, the ferromagnetic RKKY state gradually approaches a regime of frustrated RKKY interactions. The RKKY picture does not apply to strong couplings. Here the tendency to order ferromagnetically is weakened by correlated (flip-flop) quantum fluctuations of the interacting local and itinerant moments making the moment disappear eventually. This is the so-called Kondo singlet regime. Bottom panel: The robustness of the ferromagnetic state is viewed from the ferromagnetic low-temperature side. With increasing hole density, the ferromagnetically stiff mean-field state will start to suffer from the occurrence of lower energy spin-wave excitations until finally the energy of spin-waves will become negative signaling the instability of the ferromagnetic state. In the strong coupling regime, hole spins will tend to align locally and instantaneously in opposition to the fluctuating Mn moment orientations. Since the hole Fermi energy is relatively small in this regime, the kinetic energy cost of these fluctuations is small, resulting in soft spin-wave excitations for the magnetic system. The long-range ferromagnetic order disappears eventually at temperatures much smaller than the

couple.

On the weak coupling side, RKKY interactions in Kondo lattice models tend to lead to ferromagnetism only when the number of itinerant electrons per moment is small, *i.e.*, only when at least the near-neighbor RKKY interaction is ferromagnetic (Tsunetsugu *et al.*, 1997). One of the surprising features of (Ga,Mn)As is the property that ferromagnetism still occurs when the number of itinerant electrons per moment is ~ 1 . As we have mentioned in Section V.A.2, this property follows from the specific multi-band electronic structure and spin-orbit coupling at the top of the valence band. Nevertheless, frustrating antiferromagnetic RKKY interactions, and exchange interactions that promote non-collinear magnetic states (see Section V.B), will eventually become important for sufficiently large carrier densities. As this regime is approached from the ferromagnetic side, the transition temperature will be suppressed. These tendencies are summarized schematically in Fig. 49.

Similar considerations apply in assessing the robustness of ferromagnetism in the ordered state as characterized by the spin-stiffness micromagnetic parameter (König *et al.*, 2001b, 2003; Schliemann *et al.*, 2001a). We have used this approach in Section V.A.1 when analysing the limitations of the mean-field theory in (Ga,Mn)As. Starting from the ferromagnetic state, long-wavelength spin-orientation modulation will tend to lower the energy of some Mn-Mn interactions for sufficiently high carrier densities. The spin-stiffness will weaken as the frustrated magnetism regime is approached, until finally the energy of ferromagnetic spin-waves will become negative signaling the instability of this state (Schliemann and MacDonald, 2002). Similarly for sufficiently strong coupling, the band system will be (nearly when spin-orbit coupling is included) fully spin-polarized and the cost of spin-orientation spatial variation will be borne mainly by the kinetic energy of the hole system and no longer increase with exchange coupling. As shown schematically in the lower panel of Fig. 49, hole spins in this regime are locally antiferromagnetically locked to the fluctuating Mn moment orientations. For relatively small hole Fermi energies the kinetic energy cost of these fluctuations is small, resulting in soft spin-wave excitations of the magnetic system (König *et al.*, 2001b). In this regime long-range ferromagnetic order disappears at temperatures smaller than the mean-field T_c , *i.e.*, short-range order still exists above the Curie temperature.

The white bottom-left area in the panels of Fig. 49 qualitatively depicts the parameter range in which the ferromagnetic RKKY mean-field state applies. Here T_c increases with the carrier density, local moment density and (quadratically) with the strength of the $p-d$ exchange coupling. For a fixed ratio of p/N_{Mn} , increasing N_{Mn} corresponds to moving only slowly (as $N_{Mn}^{1/3}$) upwards in the diagrams. This may explain why (Ga,Mn)As materials with larger Mn doping and with similar hole compensations as in the ferromagnetic low

local moment density systems do not show any marked weakening of the ferromagnetic state. With p/N_{Mn} still fixed, attempts to increase T_c in (III,Mn)V DMSs by increasing the J_{pd} constant, in *e.g.* ternary host alloys of Ga(As,P), might at some point reach the boundary of the soft spin-wave (Kondo screened) state. Similarly, the Kondo lattice model allows only a limited space for enhancing the robustness of the ferromagnetic state by tweaking the carrier and local moment densities independently. In this case moving horizontally from the boundary of the frustrated RKKY (ferromagnetically unstable) state is accompanied by approaching vertically the soft spin-wave (Kondo screened) regime, and vice versa. Viewed from the opposite perspective, however, it is astonishing that a window in this parameter space has been found by the material research of (III,Mn)V compounds for robust DMS ferromagnets with Curie temperatures close to 200 K. The diagrams do not imply any general physical mechanism that limits T_c in these materials below room temperature.

Our remarks on the cartoons in Fig. 49 refer to the properties of Kondo lattice models which have been adjusted to reflect peculiarities of the zinc-blende semiconductor valence band. We have so far neglected the importance of disorder and of Coulomb scattering in DMSs, and these can modify some parts of the simple qualitative picture depicted in Fig. 49. This is particularly true in the very low-density isolated Mn limit, *i.e.*, very strong exchange coupling limit. Because of Coulomb attraction between valence band holes and the charged Mn ion which carries the local moment, a total angular momentum $F = 1$ isolated bound state is created, as we have explained in Section II.B.1, instead of the strongly correlated Kondo singlet. The importance of Coulomb interactions and disorder are lessened by screening and Pauli exclusion principle effects when both the Mn density and the carrier density are high.

B. Ferromagnetism in the diluted magnetic semiconductor family

In this section we will narrow down the discussion of magnetism in local moment systems to semiconducting compounds, focusing on the phenomenology of ferromagnetic DMSs other than the (III,Mn)V materials. Almost any semiconducting or insulating compound that contains elements with partially filled d or f shells (local moments) will order magnetically at a sufficiently low temperature. Semiconductors and insulators with high density of magnetic moments usually order antiferromagnetically however, although ferromagnetism does occur in some cases. A famous example of a ferromagnetic system that can be regarded as a doped semiconductor is provided by the manganite family (*e.g.* $\text{La}_{1-x}\text{Sr}_x\text{MnO}_3$) whose ferromagnetism is favored by the double-exchange mechanism and occurs over a wide range of transition temperatures from below 100 K to nearly 400 K. The

onset of magnetic order in these systems is accompanied by a very large increase in conductivity. For a review, see for example (Coey *et al.*, 1999). Other well known dense moment (of order one moment per atom) ferromagnetic semiconductors with strong exchange interaction between itinerant and local spins include Eu- and Cr-chalcogenides (Baltzer *et al.*, 1966; Kasuya and Yanase, 1968; Mauger and Godart, 1986; van Stapele, 1982), such as rock-salt EuO and spinel CdCr_2Se_4 with Curie temperatures 70 K and 130 K, respectively.

DMS systems in which magnetic atoms are introduced as impurities have moments on only a small fraction of all atomic sites. The mechanisms that control magnetic order are therefore necessarily associated with the properties of these impurities. The coupling between moments will generally depend on the locations of the dilute moments in the host lattice, on the doping properties of the magnetic impurities, and on other dopants and defects present in the material. It seems plausible therefore that when DMS systems are ferromagnetic, their magnetic and magnetotransport properties will be more sensitive to engineerable material properties.

This review has concentrated on (Ga,Mn)As and related materials in which, as we have explained, substitutional Mn acts both as an acceptor and as a source of local moments. Ferromagnetism is carrier mediated and it has been demonstrated that it persists to surprisingly high temperatures. More may be achieved in the future by tweaking these materials. On the other hand there is a vast array of alternate DMS materials that could be contemplated. Research to date has only scratched the surface of the volume of possibilities - we are truly still at the beginning of the road in studying diluted moment magnetism in semiconductors. Each system brings its new challenges. The interpretation of simple magnetic and transport characterization measurements is often not immediately obvious, in particular because of the possibility that the moments will segregate into crystallites of one of a variety of available dense moment minority phases which are often thermodynamically more stable. In addition, magnetic properties will certainly depend in general not only on the dilute moment density, which normally is well controlled and variable, but also on the partitioning of local moments among many available sites in the host crystal which is not always known and is usually much harder to control. The search for promising DMS materials would be simplified if *ab initio* DFT methods had reliable predictive power. Unfortunately this luxury appears to be absent in many cases because of extreme sensitivity of magnetic properties to details of the electronic structure and because of strong correlation effects that are often present in these systems. We mention briefly in the following paragraphs some of the other classes of diluted magnetic semiconductors which have been studied.

The class of DMS ferromagnets that is closest to (III,Mn)V materials is (II,Mn)VI compounds co-doped with group V element acceptors. Examples include p-

(Zn,Mn)Te:N (Ferrand *et al.*, 2001) and p-(Be,Mn)Te:N (Hansen *et al.*, 2001). These materials differ from (Ga,Mn)As mainly because the local moments and holes are provided by different types of impurities and can be controlled independently. Although the physics behind ferromagnetism seems to be very similar in the two classes of materials, the highest ferromagnetic transition temperatures that have been achieved are much smaller in the case of co-doped (II,Mn)VI materials, $\sim 2\text{K}$ rather than $\sim 200\text{K}$. The difference is explained partly by difficulty in achieving the same extremely high hole doping ($\sim 10^{21}\text{cm}^{-3}$) in (II,Mn)VI that has been achieved in (Ga,Mn)As and partly by a favorable interplay between electrostatic and magnetic effects in the (III,Mn)V materials. In (III,Mn)V materials, unlike (II,Mn)VI materials, the Mn moment is charged and attracts holes. The tendency of holes to have a higher density near Mn sites tends to increase the effective strength of the $p-d$ exchange interaction. This effect is magnified when two Mn moments are on neighboring cation sites. In (Ga,Mn)As the interaction between Mn moments on neighboring cation positions is ferromagnetic, compared to the strongly antiferromagnetic interactions seen in (II,Mn)VI materials. (For a discussion of the interplay between electrostatic and magnetic interactions see (Sliwa and Dietl, 2005).) In p-doped (II,Mn)VI materials, competition between antiferromagnetic near neighbor interactions and the longer range carrier-mediated ferromagnetic interactions suppresses the magnetic ordering temperature. This competition apparently does not occur in (III,Mn)V ferromagnets with large hole densities.

(Zn,Mn)O is an interesting II-VI counterpart of the nitride III-V DMS (Liu *et al.*, 2005). With advances in oxide growth techniques (Zn,Mn)O, can be considered to be much like other (II,Mn)VI DMS materials and its investigation was originally motivated by theoretical work (Dietl *et al.*, 2000) that extrapolated from experience with (III,Mn)V DMS ferromagnets and predicted large T_c 's. Studies of this material have provided clear evidence of strong $p-d$ exchange but, so far, have led to inconsistent conclusions about the occurrences of long range magnetic order (Fukumura *et al.*, 2005; Lawes *et al.*, 2005; Petit *et al.*, 2006; Sharma *et al.*, 2003).

Tetrahedral DMS materials doped with transition metal atoms other than Mn have shown promising results. For instance (Zn,Cr)Te is apparently homogeneous, has the required coupling between local moments and carriers (Mac *et al.*, 1996; Saito *et al.*, 2003) and Curie temperature as high as 300 K has been reported for this material. It may be, though, that the ferromagnetism is due to superexchange interactions rather than being carrier mediated since it occurs at very small ratios of the carrier density to the moment density (Saito *et al.*, 2002). Another interesting material with Cr moments is (Ga,Cr)N which exhibits ferromagnetism at $\sim 900\text{K}$ (Liu *et al.*, 2004a). The question still at issue in this ma-

terial is the possible role of dense moment precipitates.

Traditional groups of ferromagnetic DMSs also include (IV,Mn)VI solid solutions with the rock-salt structure (Eggenkamp *et al.*, 1993; Story *et al.*, 1992, 1986). Although the band structures of IV-VI and III-V semiconductors are quite different, these DMS ferromagnets (*e.g.* (Pb,Sn,Mn)Te) appear to have a carrier-mediated mechanism quite similar to that of (Ga,Mn)As. Holes with densities up to 10^{21} cm^{-3} are supplied in these materials by cation vacancies, rather than by Mn substitution for the divalent cations. The reported Curie temperatures in (Pb,Sn,Mn)Te are below 40 K (Lazarczyk *et al.*, 1997).

DMS ferromagnetism with Si or Ge as the host semiconductor is obviously attractive because of their greater compatibility with existing silicon based technology. In Si, Mn impurities favor interstitial position which significantly complicates the synthesis of a uniform DMS system. Mn in Ge, on the other hand, is a substitutional impurity and ferromagnetism has been reported in MBE grown $\text{Ge}_x\text{Mn}_{1-x}$ thin film DMSs (Li *et al.*, 2005; Park *et al.*, 2002). Careful studies of $\text{Ge}_x\text{Mn}_{1-x}$ (Li *et al.*, 2005) have demonstrated that slow low-temperature growth is required to avoid the formation of thermodynamically stable dense-moment ferromagnetic precipitates; it is likely that the high-temperature ferromagnetism sometimes found in these materials is due to precipitates. The latest studies (Li *et al.*, 2005) appear to indicate that true long-range order in $\text{Ge}_x\text{Mn}_{1-x}$ emerges only at low temperatures $\sim 12\text{K}$ and that weak coupling between remote moments is mediated by holes which are tightly bound to Mn acceptors. Further work is necessary to determine whether this picture of magnetism, reminiscent of the polaronic physics discussed in the context of (Ga,Mn)P or low-carrier-density (III,Mn)V systems (Kaminski and Das Sarma, 2003; Scarpulla *et al.*, 2005), applies to $\text{Ge}_x\text{Mn}_{1-x}$ DMSs.

The possible presence of dense-moment thermodynamically stable precipitates has also confused studies of oxide semiconductor DMS systems. More consistent evidence of above room temperature ferromagnetism has been reported in Co-doped TiO_2 although the origin of ferromagnetism in this material is still under debate (see, *e.g.*, (Matsumoto *et al.*, 2001) and recent reviews (Fukumura *et al.*, 2005; Prellier *et al.*, 2003)). Mn-doped indium-tin-oxide (ITO) is another promising candidate for a transparent ferromagnetic semiconductor which could be easily integrated into magneto-optical devices. Particularly encouraging is the observation of a large anomalous Hall effect showing that charge transport and magnetism are intimately connected in this oxide DMS (Philip *et al.*, 2004).

Finally we mention recent observations of ferromagnetic order up to $\approx 20 \text{ K}$ in a layered semiconductor Sb_2Te_3 doped with V or Cr (Dyck *et al.*, 2005, 2002). These highly anisotropic materials combine DMS behavior with strong thermoelectric effects. The character of the ferromagnetic coupling in these compounds is unclear

at present.

IX. SUMMARY

This article is a review of theoretical progress that has been achieved in understanding ferromagnetism and related electronic properties in (III,Mn)V DMSs. The materials we have focused on have randomly located $\text{Mn}(d^5)$ local moments which interact via approximately isotropic exchange interactions with itinerant carriers in the semiconductor valence band. (Ga,Mn)As is by far the most thoroughly studied and the best understood system in this class. Some (III,Mn)V materials may exhibit fluctuations in the Mn valence between $\text{Mn}(d^5)$ and $\text{Mn}(d^4)$ configurations or have dominant $\text{Mn}(d^4)$ character, possibly (Ga,Mn)N for example. Magnetic and other properties of materials in the latter class will differ qualitatively from those of (Ga,Mn)As and this review makes no attempt to discuss the theory that would describe them. When we refer to (III,Mn)V ferromagnetism below, it should be understood that any materials that prove to be in the latter class are excluded.

Interest in DMS ferromagnetism is motivated by the vision that it should be possible to engineer systems that combine many of the technologically useful features of ferromagnetic and semiconducting materials. This goal has been achieved to an impressive degree in (III,Mn)V DMSs, and further progress can be anticipated in the future. The goal of high temperature semiconductor ferromagnetism flies in the face of fundamental physical limits, and the fact that so much progress has nevertheless been achieved, is due to a serendipitous combination of attributes of (III,Mn)V materials. We have reserved the term ferromagnetic semiconductor for materials in which the coupling between local moments is mediated by carriers in the host semiconductor valence or conduction bands. Then magnetic properties can be adjusted over a broad range simply by modifying the carrier system by doping, photo-doping, gating, heterojunction band-structure engineering, or any technique that can be used to alter other semiconductor electronic properties. Most of these tuning knobs have already been established in (III,Mn)V ferromagnets.

The progress that has been made in achieving (Ga,Mn)As ferromagnetism and in understanding its phenomenology has a few lessons. The analysis of any DMS should start with understanding the properties of isolated defects associated with the magnetic element. In the case of (Ga,Mn)As materials the desirable magnetic defect is substitutional Mn_{Ga} , because Mn then both introduces a local moment and acts as an acceptor. The holes doped in the system by Mn_{Ga} impurities provide the glue that couples the moments together. Understanding the role of other defects that are present in real material is also crucial. Substitutional Mn_{I} is particularly important in (Ga,Mn)As because it reduces the number of free moments and reduces the density of the

hole gas that mediates ferromagnetism. Learning how to remove defects that are detrimental to strong magnetic order is key to creating useful materials. These two steps have been largely achieved in (Ga,Mn)As. There is every reason to believe that if the same progress can be made in other DMS materials, some will be even more magnetically robust.

We have reviewed in this article a number of theoretical approaches that shed light on what controls key properties of ferromagnetic (III,Mn)V semiconductors. First principles electronic structure calculations give a good overview of fundamental material trends across the series and explain many of the structural characteristics of these alloys. Semi-phenomenological microscopic tight-binding models provide a convenient way to use experimental information to improve the quantitative accuracy of the description. Another phenomenological description that successfully models magnetic, magnetotransport, and magneto-optical properties is a single parameter theory that adopts a $\mathbf{k} \cdot \mathbf{p}$ description for the host semiconductor valence bands, and assumes that the exchange interaction between local moments and band electrons is short-ranged and isotropic. The single exchange parameter that appears in this theory can be determined by fitting to known properties of an isolated Mn local moment, leading to parameter-free predictions for ferromagnetism. Qualitative models which focus on what kind of physics can occur generically for randomly located local moments that are exchange coupled to either localized or itinerant band electrons, also provide useful insights for interpreting experiments.

The most important properties of (III,Mn)V materials are their Curie temperature and ferromagnetic moment which reflect both the strength of the coupling between Mn local spins and its range. The highest ferromagnetic transition temperatures in (Ga,Mn)As epilayers have so far been achieved with substitutional Mn_{Ga} fractions in the neighborhood of 5% by post-growth annealing which eliminates most of the interstitial Mn ions. Achieving T_c values close to room temperature in (Ga,Mn)As, which is expected to occur for 10% Mn_{Ga} doping, appears to be essentially a material growth issue, albeit a very challenging one. In optimally annealed samples, experiment and theoretical considerations indicate that the Mn-Mn exchange interactions are sufficiently long range to produce a magnetic state that is nearly collinear and insensitive to micro-realization of the Mn_{Ga} spatial distribution. Magnetization and Curie temperatures in these systems are well described by mean-field theory.

The magnetic and transport properties of high-quality (Ga,Mn)As materials are those of a low-moment-density, low-carrier-density metallic ferromagnet, with a few special twists. Because of the strong spin-orbit interactions in the valence band, metallic (Ga,Mn)As shows a large anomalous contribution to the Hall effect and the source of magnetic and transport anisotropies is the more itinerant electrons, unlike the transition metal case in which anisotropies originate primarily in d -electron spin-orbit

interactions. The small moment densities lead to a large magnetic hardness reflected in a single-domain-like behavior of many (Ga,Mn)As thin films. They also explain a large part of the orders of magnitude reduction in the current densities required for transport manipulation of the magnetic state through spin-momentum-transfer effects. The low-carrier density of the itinerant holes responsible for magnetic coupling means that they are concentrated around a particular portion of the Brillouin-zone in the valence band which has a large oscillator strength for optical transitions to the conduction band. This property opens up opportunities for optical manipulation of the magnetic state that do not exist in transition metal ferromagnets and have not yet been fully explored. The research which we have reviewed here that is aimed at an understanding of the optical properties of (Ga,Mn)As ferromagnets is still incomplete, particularly for the most interesting ideal annealed materials, and will be important in setting the ground work for the exploration of new effects.

These conclusions do not necessarily apply to all (III,Mn)V ferromagnets. For example, material trends suggest that wider band-gap hosts would have stronger exchange scattering that would lower the conductivity, shorten the range of Mn-Mn exchange interactions, and increase the importance of quantum fluctuations in Mn and band hole spin orientations. This could eventually lead to Curie temperatures significantly below the mean-field estimates. In the opposite limit, when the exchange interaction is weak enough to be treated perturbatively, sign variations in the RKKY Mn-Mn interaction are expected to lead to frustration and weaken ferromagnetism at large carrier densities. One of the important miracles of (Ga,Mn)As ferromagnetism is that this effect is much weaker than would naively be expected because of the complex valence band structure. In (Ga,Mn)As, incipient frustration that limits magnetic stiffness may be responsible for the weak dependence of ferromagnetic transition temperature on carrier density. This property of (Ga,Mn)As suggests that little progress on the T_c front is likely to be gained by non-magnetic acceptor co-doping.

Disorder is an inevitable part of the physics of all DMS ferromagnets because of the random substitution of elements possessing moments for host semiconductor elements. Even in metallic, ideal annealed samples that have only substitutional Mn_{Ga} impurities, randomness in the Mn microstructure leads to both Coulomb and spin-dependent exchange potential scattering. For (Ga,Mn)As, Coulomb scattering dominates over exchange potential scattering, limiting the conductivity to $\sim 100\text{--}1000\ \Omega^{-1}\text{cm}^{-1}$. Frustration and disorder are certainly very important near the onset of ferromagnetism at low Mn density, where the network of exchange interactions that lead to long range order is still tenuous. Studies of well characterized materials with low Mn fraction near the metal-insulator transition are now possible because of progress in understanding the role of defects and are likely to exhibit complex interplay between dis-

order, and Coulomb and exchange interactions.

Acknowledgments

We thank all colleagues who have given us the permission to show their results in this review. Among the many stimulating discussions we would like to specially acknowledge our interactions with experimentalists at the University of Nottingham. Work on the article was supported by the Grant Agency of the Czech Republic through Grant No. 202/05/0575, by the Academy of Sciences of the Czech Republic through Institutional Support No. AV0Z10100521, by the Ministry of Education of the Czech Republic Center for Fundamental Research LC510, by the UK EPSRC through Grant GR/S81407/01, by the Welch Foundation, by the US Department of Energy under Grant DE-FG03-02ER45958, and by the US Office of Naval Research under Grant onr-n000140610122.

References

- Abe, E., F. Matsukura, H. Yasuda, Y. Ohno, and H. Ohno, 2000, *Physica* **E 7**, 981.
- Abolfath, M., T. Jungwirth, J. Brum, and A. H. MacDonald, 2001a, *Phys. Rev.* **B 63**, 054418.
- Abolfath, M., T. Jungwirth, and A. H. MacDonald, 2001b, *Physica* **E 10**, 161.
- Aharoni, A., 2001, *Introduction to the Theory of Ferromagnetism* (Oxford University Press).
- Akai, H., 1998, *Phys. Rev. Lett.* **81**, 3002.
- Allwood, D. A., G. Xiong, C. C. Faulkner, D. Atkinson, D. Petit, and R. P. Cowburn, 2005, *Science* **309**, 1688.
- Almeleh, N., and B. Goldstein, 1962, *Phys. Rev.* **128**, 1568.
- Alvarez, G., and E. Dagotto, 2003, *Phys. Rev.* **B 68**, 045202.
- Alvarez, G., M. Mayr, and E. Dagotto, 2002, *Phys. Rev. Lett.* **89**, 277202.
- Anderson, P. W., 1950, *Phys. Rev.* **79**, 350.
- Anderson, P. W., 1961, *Phys. Rev.* **124**, 41.
- Ando, K., T. Hayashi, M. Tanaka, and A. Twardowski, 1998, *J. Appl. Phys.* **83**, 6548.
- Anisimov, V. I., J. Zaanen, and O. K. Andersen, 1991, *Phys. Rev.* **B 44**, 943.
- Arkun, F. E., M. J. Reed, E. A. Berkman, N. A. El-Masry, J. M. Zavada, M. L. Reed, and S. M. Bedair, 2004, *Appl. Phys. Lett.* **85**, 3809.
- Ashcroft, N. W., and N. D. Mermin, 1976, *Solid State Physics* (W. B. Saunders Company).
- Asklund, H., L. Ilver, J. Kanski, and J. Sadowski, 2002, *Phys. Rev.* **B 66**, 115319.
- Auerbach, A., 1994, *Interacting Electrons and Quantum Magnetism* (Springer, New York).
- Baibich, M. N., J. M. Broto, A. Fert, F. N. V. Dau, F. Petroff, P. Eitenne, G. Creuzet, A. Friederich, and J. Chazelas, 1988, *Phys. Rev. Lett.* **61**, 2472.
- Baltzer, P. K., P. J. Wojtowicz, M. Robbins, and E. Lopatin, 1966, *Phys. Rev. Lett.* **151**, 367.
- von Barth, U., and L. Hedin, 1972, *J. Phys. C: Sol. State Phys.* **5**, 1629.
- Baxter, D. V., D. Ruzmetov, J. Scherschligt, Y. Sasaki, X. Liu, J. K. Furdyna, and C. H. Mielke, 2002, *Phys. Rev.* **B 65**, 212407.
- Berciu, M., and R. N. Bhatt, 2001, *Phys. Rev. Lett.* **87**, 107203.
- Berger, L., 1970, *Phys. Rev.* **B 2**, 4559.
- Berger, L., 1996, *Phys. Rev.* **B 54**, 9353.
- Bergqvist, L., O. Eriksson, J. Kudrnovský, V. Drchal, A. Bergman, L. Nordström, and I. Turek, 2005, *Phys. Rev.* **B 72**, 195210.
- Bergqvist, L., O. Eriksson, J. Kudrnovský, V. Drchal, P. Korzhavyi, and I. Turek, 2004, *Phys. Rev. Lett.* **93**, 137202.
- Beschoten, B., P. A. Crowell, I. Malajovich, D. D. Awschalom, F. Matsukura, A. Shen, and H. Ohno, 1999, *Phys. Rev. Lett.* **83**, 3073.
- Bhatt, R. N., M. Berciu, M. P. Kennett, and X. Wan, 2002, *J. Supercond.* **15**, 71.
- Bhattacharjee, A. K., G. Fishman, and B. Coqblin, 1983, *Physica* **B+C 117-118**, 449.
- Bhattacharjee, A. K., and C. B. à la Guillaume, 2000, *Solid State Commun.* **113**, 17.
- Blinowski, J., and P. Kacman, 2003, *Phys. Rev.* **B 67**, 121204.
- Bliss, D. E., W. Walukiewicz, J. W. A. III, E. E. Haller, K. T. Chan, and S. Tanigawa, 1992, *J. Appl. Phys.* **71**, 1699.
- Bloembergen, N., and T. J. Rowland, 1955, *Phys. Rev.* **97**, 1679.
- Bouzerar, G., T. Ziman, and J. Kudrnovský, 2005a, *Europhys. Lett.* **69**, 812.
- Bouzerar, G., T. Ziman, and J. Kudrnovský, 2005b, *Phys. Rev.* **B 72**, 125207.
- Brey, L., and G. Gómez-Santos, 2003, *Phys. Rev.* **B 68**, 115206.
- Brey, L., and F. Guinea, 2000, *Phys. Rev. Lett.* **85**, 2384.
- Brey, L., C. Tejedor, and J. Fernández-Rossier, 2004, *Appl. Phys. Lett.* **85**, 1996.
- Brooks, H., 1955, in *Advances in Electronics and Electron Physics*, edited by L. Marton (Academic, New York), volume 7.
- Burch, K. S., E. J. Singley, J. Stephens, R. K. Kawakami, D. D. Awschalom, and D. N. Basov, 2005, *Phys. Rev.* **B 71**, 125340.
- Burch, K. S., J. Stephens, R. K. Kawakami, D. D. Awschalom, and D. N. Basov, 2004, *Phys. Rev.* **B 70**, 205208.
- Burkov, A. A., and L. Balents, 2003, *Phys. Rev. Lett.* **91**, 057202.
- Campion, R. P., K. W. Edmonds, L. X. Zhao, K. Y. Wang, C. T. Foxon, B. L. Gallagher, and C. R. Staddon, 2003a, *J. Cryst. Growth* **251**, 311.
- Campion, R. P., K. W. Edmonds, L. X. Zhao, K. Y. Wang, C. T. Foxon, B. L. Gallagher, and C. R. Staddon, 2003b, *J. Cryst. Growth* **247**, 42.
- Chapman, R. A., and W. G. Hutchinson, 1967, *Phys. Rev. Lett.* **18**, 443.
- Chazalviel, J. N., 1975, *Phys. Rev.* **B 11**, 3918.
- Chen, X., M. Na, M. Cheon, S. Wang, H. Luo, B. D. McCombe, X. Liu, Y. Sasaki, T. Wojtowicz, J. K. Furdyna, S. J. Potashnik, and P. Schiffer, 2002, *Appl. Phys. Lett.* **81**, 511.
- Chiba, D., F. Matsukura, and H. Ohno, 2004a, *Physica* **E 21**, 966.
- Chiba, D., Y. Sato, T. Kita, F. Matsukura, and H. Ohno, 2004b, *Phys. Rev. Lett.* **93**, 216602.
- Chiba, D., K. Takamura, F. Matsukura, and H. Ohno, 2003a, *Appl. Phys. Lett.* **82**, 3020.

- Chiba, D., M. Yamanouchi, F. Matsukura, and H. Ohno, 2003b, *Science* **301**, 943.
- Chien, L., and C. R. Westgate, 1980, *The Hall Effect and Its Applications* (Plenum, New York).
- Chow, W. W., and S. W. Koch, 1999, *Semiconductor-Laser Fundamentals* (Springer-Verlag, Berlin).
- Chudnovskiy, A. L., and D. Pfannkuche, 2002, *Phys. Rev. B* **65**, 165216.
- Coey, J. M. D., M. Viret, and S. von Molnár, 1999, *Adv. Phys.* **48**, 167.
- Craco, L., M. S. Laad, and E. Müller-Hartmann, 2003, *Phys. Rev. B* **68**, 233310.
- Csontos, M., G. Mihály, B. Jankó, T. Wojtowicz, X. Liu, and J. K. Furdyna, 2005, *Nature Materials* **4**, 447.
- Das Sarma, S., E. H. Hwang, and A. Kaminski, 2003, *Phys. Rev. B* **67**, 155201.
- Das Sarma, S., E. H. Hwang, and D. J. Priour Jr, 2004, *Phys. Rev. B* **70**, 161203(R).
- De Boeck, J., W. Van Roy, J. Das, V. Motsnyi, Z. Liu, L. Lagae, H. Boeve, K. Dessen, and G. Borghs, 2002, *Semicond. Sci. Technol.* **17**, 342.
- Degiori, L., 1999, *Rev. Mod. Phys.* **71**, 687.
- Dietl, T., 1994, in *Handbook of Semiconductors*, edited by S. Mahajan (North Holland, Amsterdam), volume 3B, p. 1251.
- Dietl, T., 2001, *Acta Phys. Polon. A* **100**, 139.
- Dietl, T., 2002, *Semicond. Sci. Technol.* **17**, 377.
- Dietl, T., 2003, in *Advances in Solid State Physics*, edited by B. Kramer (Springer, Berlin), p. 413, eprint cond-mat/0306479.
- Dietl, T., A. Haury, and Y. M. d'Aubigne, 1997, *Phys. Rev. B* **55**, R3347.
- Dietl, T., J. König, and A. H. MacDonald, 2001a, *Phys. Rev. B* **64**, 241201.
- Dietl, T., F. Matsukura, and H. Ohno, 2002, *Phys. Rev. B* **66**, 033203.
- Dietl, T., F. Matsukura, H. Ohno, J. Cibert, and D. Ferrand, 2003, in *Recent Trends in Theory of Physical Phenomena in High Magnetic Fields*, edited by I. Vagner (Kluwer, Dordrecht), p. 197, eprint cond-mat/0306484.
- Dietl, T., H. Ohno, and F. Matsukura, 2001b, *Phys. Rev. B* **63**, 195205.
- Dietl, T., H. Ohno, F. Matsukura, J. Cibert, and D. Ferrand, 2000, *Science* **287**, 1019.
- Doniach, S., 1977, *Physica*, 231.
- Dugaev, V. K., P. Bruno, M. Taillefumier, B. Canals, and C. Lacroix, 2005, *Phys. Rev. B* **71**.
- Durst, A. C., R. N. Bhatt, and P. A. Wolff, 2002, *Phys. Rev. B* **65**, 235205.
- Dyck, J. S., C. Drašar, P. Lošák, and C. Uher, 2005, *Phys. Rev. B* **71**, 115214.
- Dyck, J. S., P. Hájek, P. Lošák, and C. Uher, 2002, *Phys. Rev. B* **65**, 115212.
- Edmonds, K. W., P. Boguslawski, K. Y. Wang, R. P. Campion, N. R. S. Farley, B. L. Gallagher, C. T. Foxon, M. Sawicki, T. Dietl, M. B. Nardelli, and J. Bernholc, 2004a, *Phys. Rev. Lett.* **92**, 037201.
- Edmonds, K. W., R. P. Campion, K. Y. Wang, A. C. Neumann, B. L. Gallagher, C. T. Foxon, and P. C. Main, 2003, *J. Appl. Phys.* **93**, 6787.
- Edmonds, K. W., N. R. S. Farley, R. P. Campion, C. T. Foxon, B. L. Gallagher, T. K. Johal, G. van der Laan, M. MacKenzie, J. N. Chapman, and E. Arenholz, 2004b, *Appl. Phys. Lett.* **84**, 4065.
- Edmonds, K. W., N. R. S. Farley, T. K. Johal, R. P. Campion, B. L. Gallagher, C. T. Foxon, and G. van der Laan, 2004c, *J. Appl. Phys.* **95**, 7166.
- Edmonds, K. W., N. R. S. Farley, T. K. Johal, G. van der Laan, R. P. Campion, B. L. Gallagher, and C. T. Foxon, 2005a, *Phys. Rev. B* **71**, 064418.
- Edmonds, K. W., S. V. Novikov, M. Sawicki, R. P. Campion, C. R. Staddon, A. D. Giddings, L. X. Zhao, K. Y. Wang, T. Dietl, C. T. Foxon, and B. L. Gallagher, 2005b, *Appl. Phys. Lett.* **86**, 152114.
- Edmonds, K. W., K. Y. Wang, R. P. Campion, A. C. Neumann, N. R. S. Farley, B. L. Gallagher, and C. T. Foxon, 2002a, *Appl. Phys. Lett.* **81**, 4991.
- Edmonds, K. W., K. Y. Wang, R. P. Campion, A. C. Neumann, C. T. Foxon, B. L. Gallagher, and P. C. Main, 2002b, *Appl. Phys. Lett.* **81**, 3010.
- Eggenkamp, P. J. T., T. Story, H. J. M. Swagten, C. W. H. M. Vennix, C. H. W. Swuste, and W. J. M. de Jonge, 1993, *Semicond. Sci. Technol.* **8**, S152.
- Eid, K. F., B. L. Sheu, O. Maksimov, M. B. Stone, P. Schiffer, and N. Samarth, 2005, *Appl. Phys. Lett.* **86**, 152505.
- Eid, K. F., M. B. Stone, K. C. Ku, P. Schiffer, and N. Samarth, 2004, *Appl. Phys. Lett.* **85**, 1556.
- Erwin, S. C., and A. G. Petukhov, 2002, *Phys. Rev. Lett.* **89**, 227201.
- Fang, Z., N. Nagaosa, K. S. Takahashi, A. Asamitsu, R. Mathieu, T. Ogasawara, H. Yamada, M. Kawasaki, Y. Tokura, and K. Terakura, 2003, *Science* **302**, 5642.
- Fernández-Rossier, J., and L. J. Sham, 2002, *Phys. Rev. B* **66**, 073312.
- Ferrand, D., J. Cibert, A. Wasiela, C. Bourgognon, S. Tatarenko, G. Fishman, T. Andrearczyk, J. Jaroszynski, S. Kolesnik, T. Dietl, B. Barbara, and D. Dufeu, 2001, *Phys. Rev. B* **63**, 085201.
- Fiederling, R., M. Keim, G. Reuscher, W. Ossau, G. Schmidt, A. Waag, and L. W. Molenkamp, 1999, *Nature* **402**, 787.
- Fiete, G. A., G. Zaránd, and K. Damle, 2003, *Phys. Rev. Lett.* **91**, 097202.
- Fiete, G. A., G. Zaránd, B. Jankó, P. Redliński, and C. P. Moca, 2005, *Phys. Rev. B* **71**, 115202.
- Filippetti, A., N. A. Spaldin, and S. Sanvito, 2005, *Chemical Physics* **309**, 59.
- Foxon, C. T., R. P. Campion, K. W. Edmonds, L. Zhao, K. Wang, N. R. S. Farley, C. R. Staddon, and B. L. Gallagher, 2004, *J. Mater. Sci.* **15**, 727.
- Frey, T., M. Maier, J. Schneider, and M. Gehrke, 1988, *J. Phys. C: Solid State Phys.* **21**, 5539.
- Fröhlich, F., and F. R. N. Nabarro, 1940, *Proc. Roy. Soc. London A* **175**, 382.
- Frustaglia, D., J. König, and A. H. MacDonald, 2004, *Phys. Rev. B* **70**, 045205.
- Fukumura, T., H. Toyosaki, and Y. Yamada, 2005, *Semicond. Sci. Technol.* **20**, S103.
- Fukumura, T., Y. Yamada, H. Toyosaki, T. Hasegawa, H. Koinuma, and M. Kawasaki, 2004, *Appl. Surf. Sci.* **223**, 62.
- Furdyna, J. K., 1988, *J. Appl. Phys.* **64**, R29.
- Furdyna, J. K., and J. Kossut, 1988, *Diluted Magnetic Semiconductors*, volume 25 of *Semiconductor and Semimetals* (Academic Press, New York).
- Gaj, J. A., J. Ginter, and R. R. Galazka, 1978, *Phys. Status Solidi (b)* **89**, 655.
- Gate, S. F. N., and S. Register, 2002, *Science* **296**, 2003.
- Giddings, A. D., M. N. Khalid, T. Jungwirth, J. Wunderlich,

- S. Yasin, R. P. Champion, K. W. Edmonds, J. Sinova, K. Ito, K. Y. Wang, D. Williams, B. L. Gallagher, *et al.*, 2005, Phys. Rev. Lett. **94**, 127202.
- Goennenwein, S. T. B., T. Graf, T. Wassner, M. S. Brandt, M. Stutzmann, J. B. Philipp, R. Gross, M. Krieger, K. Zörn, P. Ziemann, A. Koeder, S. Frank, *et al.*, 2003, Appl. Phys. Lett. **82**, 730.
- Goennenwein, S. T. B., S. Russo, A. F. Morpurgo, T. M. Klapwijk, W. Van Roy, and J. De Boeck, 2005, Phys. Rev. **B 71**, 193306.
- Goodenough, J. B., 1958, J. Phys. Chem. Solids **6**, 287.
- Gould, C., C. Rüster, T. Jungwirth, E. Girgis, G. M. Schott, R. Giraud, K. Brunner, G. Schmidt, and L. W. Molenkamp, 2004, Phys. Rev. Lett. **93**, 117203.
- Graf, T., M. Gjukic, M. S. Brandt, M. Stutzmann, and O. Ambacher, 2002, Appl. Phys. Lett. **81**, 5159.
- Graf, T., M. Gjukic, M. Hermann, M. S. Brandt, M. Stutzmann, and O. Ambacher, 2003a, Phys. Rev. **B 67**, 165215.
- Graf, T., S. T. B. Goennenwein, and M. S. Brandt, 2003b, Phys. Status Solidi **B 239**, 277.
- Gregg, J. F., I. Petej, E. Jouguelet, and C. Dennis, 2002, J. Phys. D: Appl. Phys. **35**, R121.
- Haldane, F. D. M., 2004, Phys. Rev. Lett. **93**, 206602.
- Hansen, L., D. Ferrand, G. Richter, M. Thierley, V. Hock, N. Schwarz, G. Reuscher, G. Schmidt, L. W. Molenkamp, and A. W. and, 2001, Appl. Phys. Lett. , 3125.
- Harrison, W., 1980, *Electronic Structure and the Properties of Solid* (Freeman, San Francisco).
- Haury, A., A. Wasiela, A. Arnoult, J. Cibert, S. Tatarenko, T. Dietl, and Y. M. d'Aubigne, 1997, Phys. Rev. Lett. **79**, 511.
- Hayashi, T., Y. Hashimoto, S. Katsumoto, and Y. Iye, 2001, Appl. Phys. Lett. **78**, 1691.
- Hayashi, T., M. Tanaka, K. Seto, T. Nishinaga, and K. Ando, 1997, Appl. Phys. Lett. **71**, 1825.
- Hilbert, S., and W. Nolting, 2005, Phys. Rev. **B 71**, 113204.
- Hirakawa, K., S. Katsumoto, T. Hayashi, Y. Hashimoto, and Y. Iye, 2002, Phys. Rev. **B 65**, 193312.
- Hirakawa, K., A. Oiwa, and H. Muneke, 2001, Physica **E 10**, 215.
- Hohenberg, P., and W. Kohn, 1964, Phys. Rev. **136**, B864.
- Honolka, J., S. Masmanidis, H. X. Tang, M. L. Roukes, and D. D. Awschalom, 2005, J. Appl. Phys. **97**, 063903.
- Hrabovsky, D., E. Vanelle, A. R. Fert, D. S. Yee, J. P. Redoules, J. Sadowski, J. Kanski, and L. Ilver, 2002, Appl. Phys. Lett. **81**, 2806.
- Hwang, E. H., and S. Das Sarma, 2005, Phys. Rev. **B 72**, 035210.
- Hwang, E. H., A. J. Millis, and S. Das Sarma, 2002, Phys. Rev. **B 65**, 233206.
- Hwang, J. I., Y. Ishida, M. Kobayashi, H. Hirata, K. Takubo, T. Mizokawa, A. Fujimori, J. Okamoto, K. Mamiya, Y. Saito, Y. Muramatsu, H. Ott, *et al.*, 2005, Phys. Rev. **B 72**, 085216.
- Inoue, J., S. Nonoyama, and H. Itoh, 2000, Phys. Rev. Lett. **85**, 4610.
- Jaczynski, M., J. Kossut, and R. R. Galazka, 1978, Phys. Status Solidi (b) **88**, 73.
- Jaoul, O., I. A. Campbell, and A. Fert, 1977, J. Magn. Magn. Mater. **5**, 23.
- Jones, R. O., and O. Gunnarsson, 1989, Rev. Mod. Phys. **61**, 689.
- Jones, W., and N. March, 1973, *Theoretical Solid State Physics* (Wiley, New York).
- Jungwirth, T., M. Abolfath, J. Sinova, J. Kučera, and A. H. MacDonald, 2002a, Appl. Phys. Lett. **81**, 4029.
- Jungwirth, T., W. A. Atkinson, B. Lee, and A. H. MacDonald, 1999, Phys. Rev. **B 59**, 9818.
- Jungwirth, T., J. König, J. Sinova, J. Kučera, and A. H. MacDonald, 2002b, Phys. Rev. **B 66**, 012402.
- Jungwirth, T., J. Mašek, J. Sinova, and A. H. MacDonald, 2003a, Phys. Rev. **B 68**, 161202(R).
- Jungwirth, T., J. Mašek, K. Y. Wang, K. W. Edmonds, M. Sawicki, M. Polini, J. Sinova, A. H. MacDonald, R. P. Champion, L. X. Zhao, N. R. S. Farley, T. K. Johal, *et al.*, 2005a, eprint cond-mat/0508255.
- Jungwirth, T., Q. Niu, and A. H. MacDonald, 2002c, Phys. Rev. Lett. **88**, 207208.
- Jungwirth, T., J. Sinova, K. Y. Wang, K. W. Edmonds, R. P. Champion, B. L. Gallagher, C. T. Foxon, Q. Niu, and A. H. MacDonald, 2003b, Appl. Phys. Lett. **83**, 320.
- Jungwirth, T., K. Y. Wang, J. Mašek, K. W. Edmonds, J. König, J. Sinova, M. Polini, N. A. Goncharuk, A. H. MacDonald, M. Sawicki, R. P. Champion, L. X. Zhao, *et al.*, 2005b, Phys. Rev. **B 72**, 165204.
- Kaminski, A., and S. Das Sarma, 2002, Phys. Rev. Lett. **88**, 247202.
- Kaminski, A., and S. Das Sarma, 2003, Phys. Rev. **B 68**, 235210.
- Kanamori, J., 1959, J. Phys. Chem. Solids **10**, 87.
- Karplus, R., and J. M. Luttinger, 1954, Phys. Rev. **95**, 1154.
- Kasuya, T., 1956, Progr. Theoret. Phys. **16**, 45.
- Kasuya, T., and A. Yanase, 1968, Rev. Mod. Phys. **40**, 684.
- Kawakami, R. K., E. Johnston-Halperin, L. F. Chen, M. Hanson, N. Guébels, J. S. Speck, A. C. Gossard, and D. D. Awschalom, 2000, Appl. Phys. Lett. **77**, 2379.
- Kechrakos, D., N. Papanikolaou, K. N. Trohidou, and T. Dietl, 2005, Phys. Rev. Lett. **94**, 127201.
- Khodaparast, G. A., J. Kono, Y. H. Matsuda, S. Ikeda, N. Miura, Y. J. Wang, T. Slupinski, A. Oiwa, H. Muneke, Y. Sun, F. V. Kyrychenko, G. D. Sanders, *et al.*, 2004, Physica **E 21**, 978.
- Kim, B. W., and A. Majerfeld, 1995, ETRI Journal **17**, 17.
- Kimel, A. V., G. V. Astakhov, A. Kirilyuk, G. M. Schott, G. Karczewski, W. Ossau, G. Schmidt, L. W. Molenkamp, and T. Rasing, 2005, Phys. Rev. Lett. **94**, 227203.
- Kitchen, D., A. Richardella, and A. Yazdani, 2005, J. Supercond. **18**, 23.
- Kohn, W., and L. J. Sham, 1965, Phys. Rev. **140**, A1133.
- König, J., T. Jungwirth, and A. H. MacDonald, 2001a, Phys. Rev. **B 64**, 184423.
- König, J., H. H. Lin, and A. H. MacDonald, 2000, Phys. Rev. Lett. **84**, 5628.
- König, J., H.-H. Lin, and A. H. MacDonald, 2001b, in *Interacting Electrons in Nanostructures*, edited by R. Haug and H. Schoeller (Springer, Berlin), volume 579 of *Lecture Notes in Physics*, p. 195, eprint cond-mat/0010471.
- König, J., J. Schliemann, T. Jungwirth, and A. H. MacDonald, 2003, in *Electronic Structure and Magnetism of Complex Materials*, edited by D. J. Singh and D. A. Papaconstantopoulos (Springer Verlag, Berlin), p. 163, eprint cond-mat/0111314.
- Korotkov, R. Y., J. M. Gregie, B. Han, and B. W. Wessels, 2001, Physica **B 308**, 18.
- Korzhavyi, P. A., I. A. Abrikosov, E. A. Smirnova, L. Bergqvist, P. Mohn, R. Mathieu, P. Svedlindh, J. Sadowski, E. I. Isaev, Y. K. Vekilov, and O. Eriksson, 2002, Phys. Rev. Lett. **88**, 187202.

- Koshihara, S., A. Oiwa, M. Hirasawa, S. Katsumoto, Y. Iye, C. Urano, H. Takagi, and H. MuneKata, 1997, *Phys. Rev. Lett.* **78**, 4617.
- Kötzler, J., and W. Gil, 2005, *Phys. Rev.* **B 72**, 060412(R).
- Kreissl, J., W. Ulrici, M. El-Metoui, A. M. Vasson, A. Vasson, and A. Gavaix, 1996, *Phys. Rev.* **B 54**, 10508.
- Ku, K. C., S. J. Potashnik, R. F. Wang, M. J. Seong, E. Johnston-Halperin, R. C. Meyers, S. H. Chun, A. Mascarenhas, A. C. Gossard, D. D. Awschalom, P. Schiffer, and N. Samarth, 2003, *Appl. Phys. Lett.* **82**, 2302.
- Kudrnovský, J., I. Turek, V. Drchal, F. Máca, P. Weinberger, and P. Bruno, 2004, *Phys. Rev.* **B 69**, 115208.
- Kuryliszyn-Kudelska, I., J. Z. Domagala, T. Wojtowicz, X. Liu, E. Lusakowska, W. Dobrowolski, and J. K. Furdyna, 2004, *J. Appl. Phys.* **95**, 603.
- Lang, R., A. Winter, H. Pascher, H. Krenn, X. Liu, and J. K. Furdyna, 2005, *Phys. Rev.* **B 72**, 024430.
- Lawes, G., A. S. Risbud, A. P. Ramirez, and R. Seshadri, 2005, *Phys. Rev.* **B 71**, 045201.
- Lazarczyk, P., T. Story, M. Arciszewska, and R. R. Galazka, 1997, *J. Magn. Magn. Mater.* **169**, 151.
- Lee, B., T. Jungwirth, and A. H. MacDonald, 2002, *Semicond. Sci. Technol.* **17**, 393.
- Lee, B. H., T. Jungwirth, and A. H. MacDonald, 2000, *Phys. Rev.* **B 61**, 15606.
- Lee, W.-L., S. Watauchi, V. L. Miller, R. J. Cava, and N. P. Ong, 2004, *Science* **303**, 1647.
- Leroux-Hugon, P., and A. Ghazali, 1972, *J. Phys. C: Solid State Phys.* **5**, 1072.
- Li, J., L. Hu, and S.-Q. Shen, 2005, *Phys. Rev.* **B 71**, 241305.
- Liechtenstein, A. I., M. I. Katsnelson, V. P. Antropov, and V. A. Gubanov, 1987, *J. Magn. Magn. Mater.* **67**, 65.
- Limmer, W., M. Glunk, S. Mascheck, A. Koeder, D. Klarer, W. Schoch, K. Thonke, R. Sauer, and A. Waag, 2002, *Phys. Rev.* **B 66**, 205209.
- Linnarsson, M., E. Janzén, B. Monemar, M. Kleverman, and A. Thilderkvist, 1997, *Phys. Rev.* **B 55**, 6938.
- Litvinov, V. I., and V. K. Dugaev, 2001, *Phys. Rev. Lett.* **86**, 5593.
- Liu, C., F. Yun, and H. Morko, 2005, *J. Mat. Sci:Materials in Elect* **16**, 555.
- Liu, H. X., S. Y. Wu, R. K. Singh, L. Gu, D. J. Smith, N. Newman, N. R. Dilley, L. Montes, and M. B. Simmonds, 2004a, *Appl. Phys. Lett.* **85**, 4076.
- Liu, X., W. L. Lim, L. V. Titova, T. Wojtowicz, M. Kutrowski, K. J. Yee, M. Dobrowolska, J. K. Furdyna, S. J. Potashnik, M. B. Stone, P. Schiffer, I. Vurgaftman, *et al.*, 2004b, *Physica E* **20**, 370.
- Liu, X., A. Prasad, J. Nishio, E. R. Weber, Z. Liliental-Weber, and W. Walukiewicz, 1995, *Appl. Phys. Lett.* **67**, 279.
- Liu, X., Y. Sasaki, and J. K. Furdyna, 2003, *Phys. Rev.* **B 67**, 205204.
- López-Sancho, M. P., and L. Brey, 2003, *Phys. Rev.* **B 68**, 113201.
- Luo, X., and R. M. Martin, 2005, *Phys. Rev.* **B 72**, 035212.
- Luttinger, J. M., 1958, *Phys. Rev.* **112**, 739.
- Luttinger, J. M., and W. Kohn, 1955, *Phys. Rev.* **97**, 869.
- Mac, W., A. Twardowski, and M. Demianiuk, 1996, *Phys. Rev.* **B 54**, 5528.
- Máca, F., and J. Mašek, 2002, *Phys. Rev.* **B 65**, 235209.
- MacDonald, A. H., P. Schiffer, and N. Samarth, 2005, *Nature Materials* **4**, 195.
- Mahadevan, P., and A. Zunger, 2003, *Phys. Rev.* **B 68**, 075202.
- Mahadevan, P., and A. Zunger, 2004, *Appl. Phys. Lett.* **85**, 2860.
- Mahadevan, P., A. Zunger, and D. D. Sarma, 2004, *Phys. Rev. Lett.* **93**, 177201.
- Mahan, G. D., 1981, *Many-Particle Physics* (Plenum Press, New York).
- Malozemoff, A. P., 1985, *Phys. Rev.* **B 32**, 6080.
- Marder, M. P., 1999, *Condensed Matter Physics* (Wiley, New York).
- Masmanidis, S. C., H. X. Tang, E. B. Myers, M. Li, K. D. Greve, G. Vermeulen, W. Van Roy, and M. L. Roukes, 2005, *Phys. Rev. Lett.* **95**, 187206.
- Matsukura, F., H. Ohno, and T. Dietl, 2002, in *Handbook of Magnetic Materials*, edited by K. H. J. Buschow (Elsevier, Amsterdam), volume 14, p. 1.
- Matsukura, F., H. Ohno, A. Shen, and Y. Sugawara, 1998, *Phys. Rev.* **B 57**, R2037.
- Matsukura, F., M. Sawicki, T. Dietl, D. Chiba, and H. Ohno, 2004, *Physica E* **21**, 1032.
- Matsumoto, Y., M. Murakami, T. Shono, T. Hasegawa, T. Fukumura, M. Kawasaki, P. Ahmet, T. Chikyo, S. ya Koshihara, and H. Koinuma, 2001, *Science* **291**, 854.
- Mattana, R., M. Elsen, J. M. George, H. Jaffrès, F. N. V. Dau, A. Fert, M. F. Wyczisk, J. Olivier, P. Galtier, B. Lépine, A. Guivarc'h, and G. Jézéquel, 2005, *Phys. Rev.* **B 71**, 075206.
- Mauger, A., and C. Godart, 1986, *Phys. Rep.* **141**, 51.
- Mašek, J., 1991, *Solid State Commun.* **78**, 351.
- Mašek, J., J. Kudrnovský, and F. Máca, 2003, *Phys. Rev.* **B 67**, 153203.
- Mašek, J., and F. Máca, 2003, *Phys. Rev.* **B 69**, 165212.
- Mašek, J., and F. Máca, 2005, eprint cond-mat/0508760.
- Mašek, J., I. Turek, V. Drchal, J. Kudrnovský, and F. Máca, 2002, *Acta Phys. Polon.* **A 102**, 673.
- Mašek, J., I. Turek, J. Kudrnovský, F. Máca, and V. Drchal, 2004, *Acta Phys. Pol.* **A 105**, 637.
- Mayr, M., G. Alvarez, and E. Dagotto, 2002, *Phys. Rev.* **B 65**, 241202.
- Mitsumori, Y., A. Oiwa, T. Slupinski, H. Maruki, Y. Kashimura, F. Minami, and H. MuneKata, 2003, *Phys. Rev.* **B 69**, 033203.
- Moruzzi, V. L., and P. M. Marcus, 1993, in *Handbook of Magnetic Materials*, edited by K. H. J. Buschow (Elsevier, Amsterdam), volume 7, p. 97.
- MuneKata, H., T. Abe, S. Koshihara, A. Oiwa, M. Hirasawa, S. Katsumoto, Y. Iye, C. Urano, and H. Takagi, 1997, *Appl. Phys. Lett.* **81**, 4862.
- MuneKata, H., H. Ohno, S. von Molnár, A. Segmüller, L. L. Chang, and L. Esaki, 1989, *Phys. Rev. Lett.* **63**, 1849.
- MuneKata, H., A. Zaslavsky, P. Fumagalli, and R. J. Gambino, 1993, *Appl. Phys. Lett.* **63**, 2929.
- Myers, R. C., A. C. Gossard, and D. D. Awschalom, 2004, *Phys. Rev.* **B 69**, 161305.
- Nagai, Y., T. Junimoto, K. Ngasaka, H. Nojiri, M. Motokawa, F. Matsujura, T. Dietl, and H. Ohno, 2001, *Jpn. J. Appl. Phys.* **40**, 6231.
- Nazmul, A. M., T. Amemiya, Y. Shuto, S. Sugahara, and M. Tanaka, 2005, *Phys. Rev. Lett.* **95**, 017201.
- Nazmul, A. M., S. Sugahara, and M. Tanaka, 2003, *Phys. Rev.* **B 67**, 241308.
- Noziers, P., and C. Lewiner, 1973, *Le Journal de Physique* **34**, 901.
- Ohno, H., 1998, *Science* **281**, 951.
- Ohno, H., 1999, *J. Magn. Magn. Mater.* **200**, 110.

- Ohno, H., D. Chiba, F. Matsukura, T. Omiya, E. Abe, T. Dietl, Y. Ohno, and K. Ohtani, 2000, *Nature* **408**, 944.
- Ohno, H., and F. Matsukura, 2001, *Solid State Commun.* **117**, 179.
- Ohno, H., F. Matsukura, A. Shen, Y. Sugawara, A. Oiwa, A. Endo, S. Katsumoto, and Y. Iye, 1996a, *Proceedings of the 23rd International Conference on the Physics of Semiconductors* (World Scientific, Berlin).
- Ohno, H., H. Muneoka, T. Penney, S. von Molnár, and L. L. Chang, 1992, *Phys. Rev. Lett.* **68**, 2664.
- Ohno, H., A. Shen, F. Matsukura, A. Oiwa, A. Endo, S. Katsumoto, and Y. Iye, 1996b, *Appl. Phys. Lett.* **69**, 363.
- Ohno, Y., D. K. Young, B. Beschoten, F. Matsukura, H. Ohno, and D. D. Awschalom, 1999, *Nature* **402**, 790.
- Okabayashi, J., A. Kimura, T. Mizokawa, A. Fujimori, T. Hayashi, and M. Tanaka, 1999, *Phys. Rev. B* **59**, R2486.
- Okabayashi, J., A. Kimura, O. Rader, T. Mizokawa, A. Fujimori, T. Hayashi, and M. Tanaka, 1998, *Phys. Rev. B* **58**, R4211.
- Okabayashi, J., A. Kimura, O. Rader, T. Mizokawa, A. Fujimori, T. Hayashi, and M. Tanaka, 2001, *Phys. Rev. B* **64**, 125304.
- Okabayashi, J., T. Mizokawa, D. D. Sarma, A. Fujimori, T. Slupinski, A. Oiwa, and H. Muneoka, 2002, *Phys. Rev. B* **65**, 161203.
- Omiya, T., F. Matsukura, T. Dietl, Y. Ohno, T. Sakon, M. Motokawa, and H. Ohno, 2000, *Physica E* **7**, 976.
- Onoda, M., and N. Nagaosa, 2002, *J. Phys. Soc. Jpn.* **71**, 19.
- Panguluri, R. P., B. Nadgorny, T. Wojtowicz, W. L. Lim, X. Liu, and J. K. Furdyna, 2004, *Appl. Phys. Lett.* **84**, 4947.
- Park, J. H., S. K. Kwon, and B. I. Min, 2000, *Physica B* **281/282**, 703.
- Park, Y. D., A. T. Hanbicki, S. C. Erwin, C. S. Hellberg, J. M. Sullivan, J. E. Mattson, T. F. Ambrose, A. Wilson, G. Spanos, and B. T. Jonker, 2002, *Science* **295**, 651.
- Pashitskii, E. A., and S. M. Ryabchenko, 1979, *Sov. Phys. Solid State* **21**, 322.
- Pearton, S. J., C. R. Abernathy, M. E. Overberg, G. T. Thaler, D. P. Norton, N. Theodoropoulou, A. F. Hebard, Y. D. Park, F. Ren, J. Kim, and L. A. Boatner, 2003, *J. Appl. Phys.* **93**, 1.
- Perdew, J. P., and A. Zunger, 1981, *Phys. Rev. B* **23**, 5048.
- Petit, L., T. C. Schulthess, A. Svane, Z. Szotek, W. M. Temmerman, and A. Janotti, 2006, *Phys. Rev. B* **73**, 045107.
- Philip, J., N. Theodoropoulou, G. Berera, J. S. Moodera, and B. Satpati, 2004, *Appl. Phys. Lett.* **85**, 777.
- Poddar, P., Y. Sahoo, H. Srikanth, and P. N. Prasad, 2005, *Appl. Phys. Lett.* **87**, 062506.
- Potashnik, S. J., K. C. Ku, S. H. Chun, J. J. Berry, N. Samarth, and P. Schiffer, 2001, *Appl. Phys. Lett.* **79**, 1495.
- Potashnik, S. J., K. C. Ku, S. H. Chun, R. F. Wang, M. B. Stone, N. Samarth, and P. Schiffer, 2003, *J. Appl. Phys.* **93**, 6784.
- Potashnik, S. J., K. C. Ku, R. Mahendiran, S. H. Chun, R. F. Wang, N. Samarth, and P. Schiffer, 2002, *Phys. Rev. B* **66**, 012408.
- Prellier, W., A. Fouchet, and B. Mercey, 2003, *J. Phys.: Condens. Matter* **15**, R1583.
- Rader, O., C. Pampuch, A. M. Shikin, W. Gudat, J. Okabayashi, T. Mizokawa, A. Fujimori, T. Hayashi, M. Tanaka, A. Tanaka, and A. Kimura, 2004, *Phys. Rev. B* **69**, 075202.
- Ruderman, M. A., and C. Kittel, 1954, *Phys. Rev.* **96**, 99.
- Ruester, C., T. Borzenko, C. Gould, G. Schmidt, L. W. Molenkamp, X. Liu, T. J. Wojtowicz, J. K. Furdyna, Z. G. Yu, and M. E. Flatté, 2003, *Phys. Rev. Lett.* **91**, 216602.
- Ruester, C., C. Gould, T. Jungwirth, J. Sinova, G. M. Schott, R. Giraud, K. Brunner, G. Schmidt, and L. W. Molenkamp, 2005, *Phys. Rev. Lett.* **94**, 027203.
- Sadowski, J., and J. Z. Domagala, 2004, *Phys. Rev. B* **69**, 075206.
- Saito, H., Zayets, V., Yamagata, S., and A. A., 2003, *Phys. Rev. Lett.* **90**, 207202.
- Saito, H., S. Yuasa, and K. Ando, 2005, *Phys. Rev. Lett.* **95**, 086604.
- Saito, H., W. Zaets, S. Yamagata, Y. Suzuki, and K. Ando, 2002, *J. Appl. Phys.* **91**, 8085.
- Sanders, G. D., Y. Sun, F. V. Kyrychenko, C. J. Stanton, G. A. Kodaparast, M. A. Zudov, J. Kono, Y. H. Matsuda, N. Miura, and H. Muneoka, 2003, *Phys. Rev. B* **68**, 165205.
- Sandratskii, L. M., and P. Bruno, 2002, *Phys. Rev. B* **66**, 134435.
- Sandratskii, L. M., P. Bruno, and J. Kudrnovský, 2004, *Phys. Rev. B* **69**, 195203.
- Sankowski, P., and P. Kacman, 2005, *Phys. Rev. B* **71**, 201303(R).
- Sanvito, S., 2003, *Phys. Rev. B* **68**, 054425.
- Sanvito, S., G. Theurich, and N. A. Hill, 2002, *Journal of Superconductivity* **15**, 85.
- Sanyal, B., O. Bengone, and S. Mirbt, 2003, *Phys. Rev. B* **68**, 205210.
- Sapega, V. F., T. Ruf, and M. Cardona, 2001, *Phys. Stat. Sol. b* **226**, 339.
- Sasaki, T., S. Sonoda, Y. Yamamoto, K. ichi Suga, S. Shimizu, K. Kindo, and H. Hori, 2002a, *J. Appl. Phys.* **91**, 7911.
- Sasaki, Y., X. Liu, J. K. Furdyna, M. Palczewska, J. Szczytko, and A. Twardowski, 2002b, *J. Appl. Phys.* **91**, 7484.
- Sato, K., P. H. Dederichs, and H. Katayama-Yoshida, 2003, *Europhys. Lett.* **61**, 403.
- Sato, K., and H. Katayama-Yoshida, 2002, *Semicond. Sci. Technol.* **17**, 367.
- Sawicki, M., T. Dietl, C. T. Foxon, S. V. Novikov, R. P. Campion, K. W. Edmonds, K. Y. Wang, A. D. Giddings, and B. L. Gallagher, 2005a, in *Proc. 27th Int. Conf. Phys. Semicond.*, edited by J. M. C. G. V. de Walle (AIP), volume 772 of *AIP Conference Proceedings*, p. 1371, eprint cond-mat/0410551.
- Sawicki, M., F. Matsukura, A. Idziaszek, T. Dietl, G. M. Schott, C. Ruester, C. Gould, G. Karczewski, G. Schmidt, and L. W. Molenkamp, 2004, *Phys. Rev. B* **70**, 245325.
- Sawicki, M., K.-Y. Wang, K. W. Edmonds, R. P. Campion, C. R. Staddon, N. R. S. Farley, C. T. Foxon, E. Papis, E. Kaminska, A. Piotrowska, T. Dietl, and B. L. Gallagher, 2005b, *Phys. Rev. B* **71**, 121302.
- Scarpulla, M. A., B. L. Cardozo, W. M. H. Oo, M. D. McCluskey, K. M. Yu, and O. D. Dubon, 2005, *Phys. Rev. Lett.* **95**, 207204.
- Schairer, W., and M. Schmidt, 1974, *Phys. Rev. B* **10**, 2501.
- van Schilfgaarde, M., and O. N. Mryasov, 2001, *Phys. Rev. B* **63**, 233205.
- Schliemann, J., 2003, *Phys. Rev. B* **67**, 045202.
- Schliemann, J., J. König, H. H. Lin, and A. H. MacDonald, 2001a, *Appl. Phys. Lett.* **78**, 1550.
- Schliemann, J., J. König, and A. H. MacDonald, 2001b, *Phys. Rev. B* **64**, 165201.

- Schliemann, J., and A. H. MacDonald, 2002, Phys. Rev. Lett. **88**, 137201.
- Schneider, J., U. Kaufmann, W. Wilkening, M. Baeumler, and F. Köhl, 1987, Phys. Rev. Lett. **59**, 240.
- Schrieffer, J. R., and P. A. Wolff, 1966, Phys. Rev. **149**, 491.
- Schulthess, T., W. M. Temmerman, Z. Szotek, W. H. Butler, and G. M. Stocks, 2005, Nature Materials **4**, 838.
- Seong, M. J., S. H. Chun, H. M. Cheong, N. Samarth, and A. Mascarenhas, 2002, Phys. Rev. B **66**, 033202.
- Sharma, P., A. Gupta, K. V. Rao, F. J. Owens, R. Sharma, R. Ahuja, J. M. O. Guillen, B. Johansson, and G. A. Gehring, 2003, Nature Materials **2**, 673.
- Shen, A., F. Matsukura, S. P. Guo, Y. Sugawara, H. Ohno, M. Tani, H. Abe, and H. C. Liu, 1999, J. Cryst. Growth **201/202**, 679.
- Shick, A. B., J. Kudrnovský, and V. Drchal, 2004, Phys. Rev. B **69**, 125207.
- Shono, T., T. Hasegawa, T. Fukumura, F. Matsukura, and H. Ohno, 2000, Appl. Phys. Lett. **77**, 1363.
- Singley, E. J., K. S. Burch, R. Kawakami, J. Stephens, D. D. Awschalom, and D. N. Basov, 2003, Phys. Rev. B **68**, 165204.
- Singley, E. J., R. Kawakami, D. D. Awschalom, and D. N. Basov, 2002, Phys. Rev. Lett. **89**, 097203.
- Sinitsyn, N. A., Q. Niu, J. Sinova, and K. Nomura, 2005, Phys. Rev. B **72**, 045346.
- Sinova, J., T. Jungwirth, and J. Černe, 2004a, Int. J. Mod. Phys. B **18**, 1083.
- Sinova, J., T. Jungwirth, J. Kučera, and A. H. MacDonald, 2003, Phys. Rev. B **67**, 235203.
- Sinova, J., T. Jungwirth, X. Liu, Y. Sasaki, J. K. Furdyna, W. A. Atkinson, and A. H. MacDonald, 2004b, Phys. Rev. B **69**, 085209.
- Sinova, J., T. Jungwirth, S. R. E. Yang, J. Kučera, and A. H. MacDonald, 2002, Phys. Rev. B **66**, 041202.
- Slater, J. C., and G. F. Koster, 1954, Phys. Rev. **94**, 1498.
- Sliwa, C., and T. Dietl, 2005, eprint cond-mat/0505126.
- Slonczewski, J. C., 1996, J. Magn. Magn. Mater. **159**, L1.
- Smit, J., 1955, Physica **21**, 877.
- Souma, S., S. J. Lee, and T. W. Kang, 2005, Int. J. Mod. Phys. B **19**, 3151.
- Soven, P., 1967, Phys. Rev. **156**, 809.
- Staab, T. E. M., R. M. Nieminen, M. Luysberg, M. Haugk, and T. Frauenheim, 2001, Phys. Rev. Lett. **87**, 045504.
- van Stapele, R. P., 1982, in *Ferromagnetic Materials*, edited by E. P. Wohlfarth (North Holland Publishing, Amsterdam), volume 3, p. 606.
- Stewart, G. R., 1984, Rev. Mod. Phys. **56**, 755.
- Stone, M. B., K. C. Ku, S. J. Potashnik, B. L. Sheu, N. Samarth, and P. Schiffer, 2003, Appl. Phys. Lett. **83**, 4568.
- Story, T., P. J. T. Eggenkamp, C. H. W. Swüste, H. J. M. Swagten, W. J. M. de Jonge, and L. F. Lemmens, 1992, Phys. Rev. B **45**, 1660.
- Story, T., R. R. Galazka, R. B. Frankel, and P. A. Wolff, 1986, Phys. Rev. Lett. **56**, 777.
- Sugano, S., and N. Kojima, 2000, *Magneto-Optics* (Springer-Verlag, New York).
- Sundaram, G., and Q. Niu, 1999, Phys. Rev. B **59**, 14915.
- Szczytko, J., W. Mac, A. Twardowski, F. Matsukura, and H. Ohno, 1999a, Phys. Rev. B **59**, 12935.
- Szczytko, J., A. Twardowski, K. Swiatek, M. Palczewska, M. Tanaka, T. Hayash, and K. Ando, 1999b, Phys. Rev. B **60**, 8304.
- Talwar, D. N., and C. S. Ting, 1982, Phys. Rev. B **25**, 2660.
- Tanaka, M., and Y. Higo, 2001, Phys. Rev. Lett. **87**, 026602.
- Tang, H. X., R. K. Kawakami, D. D. Awschalom, and M. L. Roukes, 2003, Phys. Rev. Lett. **90**, 107201.
- Tang, J.-M., and M. E. Flatté, 2004, Phys. Rev. Lett. **92**, 047201.
- Theodoropoulou, N., A. F. Hebard, M. E. Overberg, C. R. Abernathy, S. J. Pearton, S. N. G. Chu, and R. G. Wilson, 2002, Phys. Rev. Lett. **89**, 107203.
- Timm, C., 2003, J. Phys.: Condens. Matter **15**, R1865.
- Timm, C., and A. H. MacDonald, 2005, Phys. Rev. B **71**, 155206.
- Timm, C., M. E. Raikh, and F. von Oppen, 2005, Phys. Rev. Lett. **94**, 036602.
- Timm, C., F. Schäfer, and F. von Oppen, 2002, Phys. Rev. Lett. **89**, 137201.
- Tserkovnyak, Y., G. A. Fiete, and B. I. Halperin, 2004, Appl. Phys. Lett. **84**, 5234.
- Tsunetsugu, H., M. Sgrist, and K. Ueda, 1997, Rev. Mod. Phys. **69**, 809.
- Turek, I., J. Kudrnovský, V. Drchal, and P. Weinberger, 2004, J. Phys.: Condens. Matter **16**, S5607.
- Van Esch, A., L. Van Bockstal, J. De Boeck, G. Verbanck, A. S. Van Steenbergen, P. J. Wellmann, B. Grietens, R. B. F. Herlach, and G. Borghs, 1997, Phys. Rev. B **56**, 13103.
- Velický, B., S. Kirkpatrick, and H. Ehrenreich, 1968, Phys. Rev. **175**, 747.
- Vurgaftman, I., and J. R. Meyer, 2001, Phys. Rev. B **64**, 245207.
- Vurgaftman, I., J. R. Meyer, and L. R. Ram-Mohan, 2001, J. Appl. Phys. **89**, 5815.
- Wang, K. Y., R. P. Campion, K. W. Edmonds, M. Sawicki, T. Dietl, C. T. Foxon, and B. L. Gallagher, 2005a, AIP Conf. Proc. **772**, 333.
- Wang, K. Y., K. W. Edmonds, R. P. Campion, B. L. Gallagher, N. R. S. Farley, T. Foxon, M. Sawicki, P. Boguslawski, and T. Dietl, 2005b, J. Appl. Phys. **95**, 6512.
- Wang, K. Y., K. W. Edmonds, R. P. Campion, L. X. Zhao, C. T. Foxon, and B. L. Gallagher, 2005c, Phys. Rev. B **72**, 085201.
- Wang, K. Y., K. W. Edmonds, R. P. Campion, L. X. Zhao, A. C. Neumann, C. T. Foxon, B. L. Gallagher, and P. C. Main, 2002, in *Proceedings of the ICPS-26* (IOP publishing, UK), p. 58, eprint cond-mat/0211697.
- Wang, K. Y., M. Sawicki, K. W. Edmonds, R. P. Campion, S. Maat, C. T. Foxon, B. L. Gallagher, and T. Dietl, 2005d, Phys. Rev. Lett. **95**, 217204.
- Wierzbowska, M., D. Sanchez-Portal, and S. Sanvito, 2004, Phys. Rev. B **70**, 235209.
- Wojtowicz, T., G. Cywinski, W. L. Lim, X. Liu, M. Dobrowolska, J. K. Furdyna, K. M. Yu, W. Walukiewicz, G. B. Kim, M. Cheon, X. Chen, S. M. Wang, *et al.*, 2003, Appl. Phys. Lett. **82**, 4310.
- Wolf, S. A., D. D. Awschalom, R. A. Buhrman, J. M. Daughton, S. von Molnár, M. L. Roukes, A. Y. Chtchelkanova, and D. M. Treger, 2001, Science **294**, 1488.
- Wunderlich, J., T. Jungwirth, B. Kaestner, A. C. Irvine, K. Y. Wang, N. Stone, U. Rana, A. D. Giddings, A. B. Shick, C. T. Foxon, R. P. Campion, D. A. Williams, *et al.*, 2006, eprint cond-mat/0602608.
- Xu, J. L., M. van Schilfgaarde, and G. D. Samolyuk, 2005, Phys. Rev. Lett. **94**, 097201.
- Yakunin, A. M., A. Y. Silov, P. M. Koenraad, W. Van Roy,

- J. De Boeck, and J. H. Wolter, 2004a, *Physica* **E 21**, 947.
- Yakunin, A. M., A. Y. Silov, P. M. Koenraad, J. H. Wolter, W. Van Roy, J. De Boeck, J. M. Tang, and M. E. Flatté, 2004b, *Phys. Rev. Lett.* **92**, 216806.
- Yang, S. R. E., and A. H. MacDonald, 2003, *Phys. Rev.* **B 67**, 155202.
- Yang, S. R. E., J. Sinova, T. Jungwirth, Y. P. Shim, and A. H. MacDonald, 2003, *Phys. Rev.* **B 67**, 045205.
- Yao, Y., L. Kleinman, A. H. MacDonald, J. Sinova, T. Jungwirth, D. sheng Wang, E. Wang, and Q. Niu, 2004, *Phys. Rev. Lett.* **92**, 037204.
- Yosida, K., 1957, *Phys. Rev.* **106**, 893.
- Yu, K. M., W. Walukiewicz, T. Wojtowicz, I. Kuryliszyn, X. Liu, Y. Sasaki, and J. K. Furdyna, 2002, *Phys. Rev.* **B 65**, 201303.
- Yu, K. M., W. Walukiewicz, T. Wojtowicz, W. L. Lim, X. Liu, U. Bindley, M. Dobrowolska, and J. K. Furdyna, 2003, *Phys. Rev.* **B 68**, 041308(R).
- Zaránd, G., and B. Jankó, 2002, *Phys. Rev. Lett.* **89**, 047201.
- Zaránd, G., C. P. Moca, and B. Jankó, 2005, *Phys. Rev. Lett.* **94**, 247202.
- Zener, C., 1951a, *Phys. Rev.* **81**, 440.
- Zener, C., 1951b, *Phys. Rev.* **82**, 403.
- Zhao, L. X., C. R. Staddon, K. Y. Wang, K. W. Edmonds, R. P. Campion, B. L. Gallagher, and C. T. Foxon, 2005, *Appl. Phys. Lett.* **86**, 071902.
- Zhao, Y.-J., W. T. Geng, A. J. Freeman, and B. Delley, 2002, *Phys. Rev.* **B 65**, 113202.
- Zhou, C., M. P. Kennett, X. Wan, M. Berciu, and R. N. Bhatt, 2004, *Phys. Rev.* **B 69**, 144419.
- Zutic, I., J. Fabian, and S. Das Sarma, 2004, *Rev. Mod. Phys.* **76**, 323.