

Exact relations between multifractal exponents at the Anderson transition

A.D. Mirlin^{1,2,*}, Y.V. Fyodorov³, A. Mildenberger⁴, and F. Evers^{1,2}

¹*Institut für Nanotechnologie, Forschungszentrum Karlsruhe, 76021 Karlsruhe, Germany*

²*Institut für Theorie der kondensierten Materie, Universität Karlsruhe, 76128 Karlsruhe, Germany*

³*School of Mathematical Sciences, University of Nottingham, Nottingham NG7 2RD, UK*

⁴*Fakultät für Physik, Universität Karlsruhe, 76128 Karlsruhe, Germany*

(Dated: March 10, 2006)

Two exact relations between multifractal exponents are shown to hold at the critical point of the Anderson localization transition. The first relation implies a symmetry of the multifractal spectrum linking the multifractal exponents with indices $q < 1/2$ to those with $q > 1/2$. The second relation connects the wave function multifractality to that of Wigner delay times in a system with a lead attached.

PACS numbers: 73.20.Fz, 72.15.Rn, 73.43.-f, 05.45.Df

Anderson localization transitions in disordered electronic systems represent a remarkable class of quantum phase transitions. Here we understand the term “Anderson transition” in a broad sense, including both the localization-delocalization transitions and the quantum Hall transitions between two phases with localized states. A hallmark of these transitions is the multifractality (MF) of electronic wave functions, describing their strong fluctuations at criticality [1]: the wave functions are characterized by a whole set of fractal dimensions D_q different from the spatial dimensionality d . While at present the wave function MF is routinely observed only in computer simulations, rapidly developing imaging techniques allow to hope for its forthcoming experimental observation.

In this Letter we point out two exact relations satisfied by the multifractal dimensions. The first of these relations connects exponents with q larger and smaller than $1/2$. The second relation links the multifractal indices for the wave functions of a closed system to those for the Wigner delay times characterizing the wave scattering from the same system via an attached lead.

We begin by considering a functional relation for the distribution function of the local density of states (LDOS) ρ ,

$$\mathcal{P}_\rho(\tilde{\rho}) = \tilde{\rho}^{-3} \mathcal{P}_\rho(\tilde{\rho}^{-1}). \quad (1)$$

Here $\tilde{\rho}$ is the LDOS normalized to its average value, $\tilde{\rho} = \rho/\langle\rho\rangle$ (the normalization factor is not critical and plays no role for our discussion). What is of central importance here is the status of Eq. (1). Specifically, this formula is exact on the level of the non-linear σ -model (NL σ M). It was derived for the first time in Ref. [2] for the case of systems with broken time-reversal invariance (unitary symmetry class). The reasons for its general validity were revealed in Ref. [3], and an explicit derivation for all standard Wigner-Dyson symmetry classes was provided in Ref. [4].

Clearly, a mapping of a particular microscopic model of a disordered system (e.g., continuous model of an electron moving in a random potential with certain correlation function, or a discrete tight-binding model, etc.) onto the

NL σ M is not exact. More specifically, it is approximately valid in the case of weak disorder and breaks down for strong disorder. Therefore, the relation (1) has the same status. Nevertheless, we argue that a relation between the anomalous multifractal exponents Δ_q characterizing the behavior of the moments $\langle\rho^q\rangle$ at criticality,

$$\Delta_q = \Delta_{1-q}, \quad (2)$$

which follows from (1), is *exact*.

Before explaining this, we digress with a brief reminder of the wavefunction MF formalism; the reader is referred to the reviews [1] for a more detailed exposition. The moments of a wave function (so-called inverse participation ratios) $P_q = \int d^d r |\psi(\mathbf{r})|^{2q}$ show at criticality an anomalous scaling with respect to the system size L ,

$$\langle P_q \rangle = L^d \langle |\psi(\mathbf{r})|^{2q} \rangle \propto L^{-\tau_q}, \quad (3)$$

$$\tau_q \equiv D_q(q-1) = d(q-1) + \Delta_q. \quad (4)$$

Here Δ_q are anomalous exponents distinguishing a critical point from a metallic phase [where $\tau_q = d(q-1)$]. These exponents also govern the scaling of the moments of LDOS,

$$\langle \rho^q \rangle \propto L^{-\Delta_q}. \quad (5)$$

Equivalently, the MF can be described by so-called singularity spectrum $f(\alpha)$, which is the Legendre transform of τ_q . Its meaning is as follows: the average measure of a set of those points \mathbf{r} in a sample, where the wave function behaves as $|\psi^2(\mathbf{r})| \sim L^{-\alpha}$, scales with L as $L^{f(\alpha)}$.

We return now to the proof of exactness of Eq. (2). The central argument relies crucially on the universality of critical properties at the Anderson transition. Specifically, while the mapping of the original microscopic model onto the NL σ M is at most approximate, one can find another microscopic model (e.g. N -orbital Wegner model in the limit $N \rightarrow \infty$ [5], which can also be viewed as a model of a granular metal [6]) that can be reduced exactly to the NL σ M. In view of the universality, the original microscopic model and the NL σ M must flow into the

same fixed point in the infrared limit and will thus have the same critical exponents. Therefore, the relation (2) must hold not only in the NL σ M approximation, but be an intrinsic property of any generic microscopic model, even though the validity of Eq. (1) is in general only approximate.

The moments of the LDOS and of the wave function intensity, which we considered above, are properties of a closed system. An alternative method to study the local properties is to open the system by attaching a perfectly coupled single-channel lead at a point \mathbf{r} . The system can then be characterized by the Wigner delay time t_W (energy derivative of the scattering phase shift), whose statistical properties attracted a lot of research interest in recent years, see [7, 8]. For convenience, we will consider below the dimensionless delay time $\tilde{t}_W = t_W \Delta / 2\pi$ normalized to the mean level spacing Δ . At the Anderson transition point the corresponding distribution function, $\mathcal{P}_W(\tilde{t}_W)$, will reflect the criticality of the system [8, 9].

To establish a connection between the MF of wave functions and that of delay times, we recall a relation between \mathcal{P}_W and the distribution function \mathcal{P}_y of normalized wave function intensities $y = V|\psi^2(\mathbf{r})|$ ($V \sim L^d$ is the system volume),

$$\mathcal{P}_W(\tilde{t}_W) = \tilde{t}_W^{-3} \mathcal{P}_y(\tilde{t}_W^{-1}). \quad (6)$$

This formula was derived in Ref. [8] and has the same status as Eq. (1): it is exact on the level of the NL σ M. In particular, it implies the corresponding relation between the exponents [8]

$$\gamma_q = \tau_{1+q}, \quad (7)$$

where the indices γ_q characterize the scaling of moments of the inverse delay time, $\langle t_W^{-q} \rangle \propto L^{-\gamma_q}$. Applying the same argumentation as used above for derivation of Eq. (2), we conclude that the relation (7) must again be *exact* for any generic microscopic model.

The following point should be emphasized here. Strictly speaking, the moments $\langle t_W^{-q} \rangle$ with $q < -3/2$ are divergent for the one-channel scattering problem. To define the exponent γ_q for this case one should consider a lead with several conducting channels. This is analogous to the coarse-graining procedure for defining the wave-function exponent τ_q with negative q discussed below. Equation (7) holds for such negative $q < -3/2$ as well, by analytical continuation.

We turn now to the analysis of consequences and applications of the derived relations, mainly concentrating on Eq. (2). First, we rewrite the relation (2) in terms of the exponents τ_q ,

$$\tau_q - \tau_{1-q} = d(2q - 1). \quad (8)$$

Second, performing the Legendre transformation, $f(\alpha_q) = q\alpha_q - \tau_q$ with $\alpha_q = d\tau_q/dq$, we get

$$f(2d - \alpha) = f(\alpha) + d - \alpha. \quad (9)$$

Equation (9) maps the part of the singularity spectrum with $\alpha < d$ to that with $\alpha > d$. A particular consequence of this is that the support of the singularity spectrum $f(\alpha)$ (i.e. the region where it is different from $-\infty$) is bounded by the interval $[0, 2d]$. The lower boundary, $\alpha \geq 0$, is a trivial consequence of the wave function normalization; the upper boundary, $\alpha \leq 2d$, follows then from our relation (9).

It is worth mentioning that the results for the $f(\alpha)$ spectrum, as obtained numerically for the 3d Anderson transition in a number of publications [10, 11], are in contradiction with this upper boundary [and thus with the relation (9)]. We believe that this is a consequence of an incomplete analysis of numerical data in [10, 11]. Indeed, it was shown recently [12] that the earlier numerics on the wave function MF suffered strongly from the absence of ensemble averaging and from finite-size effects. The problems become even more severe for negative moments, $q < 0$, corresponding to the large- α part of the singularity spectrum. This is evident, in particular, from Fig. 6 of Ref. [11] where a strong drift of large- α part of $f(\alpha)$ (towards our upper boundary $\alpha \leq 2d = 6$) with increasing system size is seen.

Let us analyze the implication of our relation for the weak-coupling expansion of the critical exponents that can be developed in $2+\epsilon$ dimensions (where MF is weak). Since Eq. (2) is exact, it should hold in all orders of the ϵ -expansion. The known results for the ϵ -expansion of Δ_q up to 4-loop order [13] do satisfy this property. In particular, the result for the orthogonal symmetry class reads

$$\Delta_q = q(1-q)\epsilon + \frac{\zeta(3)}{4}q(q-1)[q(q-1)+1]\epsilon^4 + O(\epsilon^5). \quad (10)$$

It is indeed seen that Δ_q depends on q via the combination $q(1-q)$ only, in agreement with the relation (2).

As a further application of Eq. (2), we consider the model of power-law random banded matrices (PRBM), $\langle |H_{ij}|^2 \rangle = (1 + |i-j|^2/b^2)^{-1}$. This model (that describes a 1d system with long-range $1/r$ random hopping) defines a family of critical theories parametrized by $0 < b < \infty$ and allows to study the evolution of the critical system from the weak- to the strong-MF regime with decreasing b [14, 15]. While for $b \gg 1$ (weak MF) the PRBM model can be approximately mapped to the NL σ M, for small b (strong MF) this mapping is not applicable, and the multifractal spectrum was analyzed in [15] by a different method. Our statement about the exactness of Eqs. (2), (7) remains valid for the PRBM model. Indeed, we can construct a ‘‘granular’’ generalization of the model with $N \gg 1$ states at each site of the 1d lattice and with hopping matrix elements between all states decaying with distance r as $(\tilde{b}/N)r^{-1}$. Changing the overall prefactor \tilde{b} in the hopping amplitude will yield a family of critical models that should flow in the infrared limit to the same line of critical points as the family of PRBM models. In

this way, the PRBM model with an arbitrary value of b can be associated with an N -orbital model with some \tilde{b} that will have the same critical properties. On the other hand, the latter model can be mapped onto the NL σ M, which allows us again to derive the relations (2), (7) for the critical exponents.

We have verified the validity of the relation (2) by a numerical simulation of the PRBM model. The exponents τ_q were extracted from the scaling of the inverse participation ratios $\langle P_q \rangle$ for system sizes L in the range from 512 to 4096. The number of disorder realizations was ranging from 2×10^5 for $L = 512$ to 1000 for $L = 4096$. It should be stressed that evaluation of negative moments requires special care, since the inverse participation ratio, as defined in Eq. (3), is divergent because of zeros of the wave function. These zeros, related to oscillations of the wave function on the scale of the wave length, have nothing to do with multifractal properties characterizing smooth envelopes of wave functions. To find τ_q with negative q , we have first smoothed $|\psi^2|$ by averaging over blocks of the size $m = 16$, and then applied Eq. (3). This makes finite-size effects (and thus a numerical inaccuracy in evaluation of τ_q) for negative moments considerably more pronounced than for $q > 0$.

The results of the numerical simulations for the PRBM ensemble with several values of b , spanning the whole interval from the weak-MF to strong-MF regime, are shown in Figs. 1, 2. The data in Fig. 1 nicely confirm the symmetry relation (2). A small difference between Δ_q and Δ_{1-q} can be considered as a measure of the numerical accuracy of evaluation of the exponents. As discussed above, the errors are mainly due to moments with negative q . In Fig. 2 the same numerical data are presented in the form of the singularity spectrum $f(\alpha)$. To demonstrate that the data support very well the relation (9), we also show the function $f(2-\alpha) + \alpha - 1$.

We will now demonstrate the high utility of Eq.(2) by applying it for the analytical evaluation of exponents with $q < 1/2$ in the "non-NL σ M" limit, $b \ll 1$. As was found in [15], the multifractal exponents in this regime are given for $q > 1/2$ by

$$\tau_q \simeq 2bT(q), \quad (11)$$

$$T(q) = \frac{2}{\sqrt{\pi}} \frac{\Gamma(q-1/2)}{\Gamma(q-1)} \simeq \begin{cases} -\frac{1}{\pi(q-1/2)}, & q \rightarrow 1/2, \\ \frac{2}{\sqrt{\pi}} q^{1/2}, & q \gg 1. \end{cases} \quad (12)$$

In terms of the singularity spectrum $f(\alpha)$, this means

$$f(\alpha) \simeq 2bF(\alpha/2b), \quad (13)$$

where $F(A)$ is the Legendre transform of $T(q)$ with the asymptotics

$$F(A) \simeq \begin{cases} -1/\pi A, & A \rightarrow 0, \\ A/2, & A \rightarrow \infty. \end{cases} \quad (14)$$

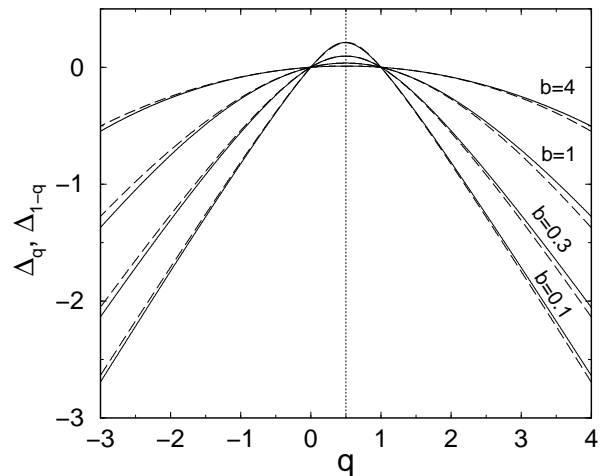


FIG. 1: Multifractal exponents Δ_q for the PRBM model with $b = 4, 1, 0.3, 0.1$. The symmetry (2) with respect to the point $q = 1/2$ is evident. A small difference between Δ_q (full line) and Δ_{1-q} (dashed) is due to numerical errors.

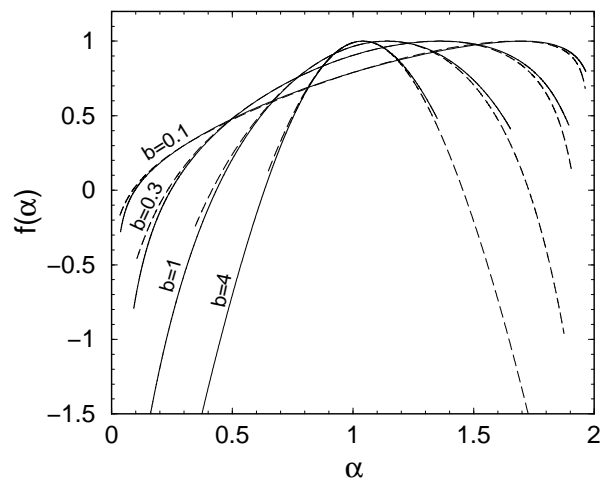


FIG. 2: The data of Fig. 1 in terms of the singularity spectrum $f(\alpha)$. Dashed lines represent $f(2-\alpha) + \alpha - 1$, demonstrating the validity of Eq. (9).

Equation (11), (12) was derived in [15] by a real-space renormalization-group method valid for $q > 1/2$. The relation (2) allows us now to find the multifractality spectrum for $q < 1/2$. When translated to $f(\alpha)$ -language, this yields the singularity spectrum for $\alpha > 1$,

$$\begin{aligned} f(\alpha) &= f(2-\alpha) + \alpha - 1 \\ &\simeq 2bF\left(\frac{2-\alpha}{2b}\right) + \alpha - 1 \\ &\simeq \begin{cases} \alpha/2, & 2-\alpha \gg 2b, \\ 1 - \frac{4b^2}{\pi(2-\alpha)}, & 2-\alpha \ll 2b. \end{cases} \end{aligned} \quad (15)$$

In Fig. 3 we show the MF spectrum of the PRBM model for $b = 0.1$. The dashed curve yields the $\alpha < 1$ behavior, Eq.(13), while the full line is the $\alpha > 1$ result, Eq. (15).

In the limit $b \rightarrow 0$ the MF reaches its extreme form (for the PRBM model the effective spatial dimensionality

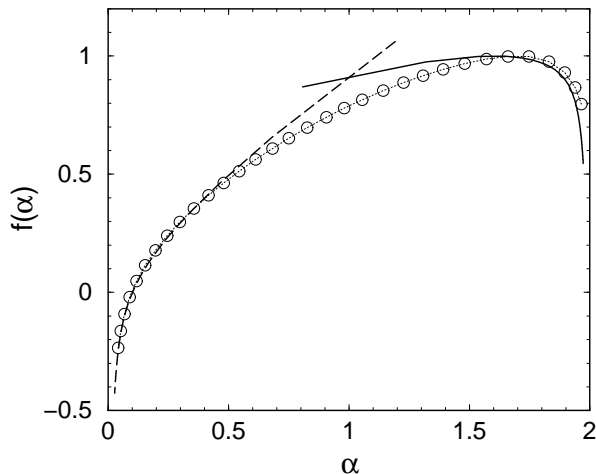


FIG. 3: Singularity spectrum for the PRBM model with $b = 0.1$. Dashed line: $\alpha < 1$ behavior, Eq.(13); full line: $\alpha > 1$ result, Eq. (15), following from the relation (9); circles: numerical data. Some mismatch between the slopes of the two curves at $\alpha = 1$ is related to the fact that the formula (13) is valid to the leading order in $b \ll 1$.

$d = 1$; we keep d below for generality)

$$\tau_q = \begin{cases} 0, & q \geq 1/2, \\ d(2q - 1), & q \leq 1/2, \end{cases} \quad (16)$$

or, in terms of the singularity spectrum,

$$f(\alpha) = \begin{cases} \alpha/2, & 0 \leq \alpha \leq 2d, \\ -\infty, & \text{otherwise.} \end{cases} \quad (17)$$

The following remark is in order here. The earlier analysis [2, 16] of the statistics of critical wave functions on the Bethe lattice and in large dimensionality d allows us to conjecture that in the limit $d \rightarrow \infty$ the multifractal spectrum at the Anderson transition acquires the same extreme form (16), (17). We stress, however, that this is only a hypothesis waiting for a more rigorous verification.

The second relation we claim to be exact, Eq.(7), is also supported by numerical results obtained for the PRBM model. Specifically, the numerical data [9] for the scaling of the delay time moments confirm (in combination with the results of Ref. [15] on the wave function MF) the validity of Eq. (7) even in the small- b limit where the mapping of the PRBM to the NL σ M fails.

As a final remark, we note that the notion of MF was recently extended to the surface of a critical system [17]. While boundary multifractal exponents are different from their bulk counterparts, the relations (2) and (7) remain valid also for surface MF. Indeed, it is not difficult to check that the derivation of the relations for the distribution functions (that served as starting points for our analysis), (1) and (6), retain its validity independently on the position (in the bulk or near the boundary) of the observation point \mathbf{r} . The MF of delay times for a lead attached to the boundary has in fact been studied numerically in the PRBM model in Ref. [9]; an analysis of

the surface MF of wave functions and the verification of the relation (7) at the boundary of this system will be presented elsewhere.

To summarize, we have demonstrated that two exact relations, Eq.(2) [that can be equivalently represented in the form (8) or (9)] and Eq.(7), hold for multifractal exponents at the critical point of the Anderson transition. We have applied the first of these relations to the multifractality spectrum of the PRBM model and verified its validity by numerical simulations. A further analysis of implications of these relations is of considerable interest. Another direction of future research is to study whether these relations, derived here for three Wigner-Dyson classes, have some analogues for unconventional (chiral and superconducting) symmetry classes [18].

We thank I. Gruzberg for useful discussions. This work was supported by the SPP ‘‘Quanten-Hall-Systeme’’ and the Center for Functional Nanostructures of the DFG (ADM, FE), and by EPSRC grant EP/C515056/1 (YF).

-
- [*] Also at Petersburg Nuclear Physics Institute, 188350 St. Petersburg, Russia.
- [1] M. Janssen, Phys. Rep. **295**,1 (1998); A.D. Mirlin, Phys. Rep. **326**, 259 (2000).
- [2] A.D. Mirlin and Y.V. Fyodorov, Phys. Rev. Lett. **72**, 526 (1994); J. de Physique I (France) **4**, 655 (1994).
- [3] Y.V. Fyodorov and D.V. Savin, JETP Lett. **80**, 725 (2004).
- [4] D.V. Savin, Y.V. Fyodorov, and H.-J. Sommers, JETP Letters **82**, 544 (2005); Y.V. Fyodorov, D.V. Savin, and H.-J. Sommers, J. Phys. A: Math. Gen. **38**, 10731 (2005).
- [5] F. Wegner, Phys. Rep. **67**, 15 (1980).
- [6] K.B. Efetov, Adv. Phys. **32**, 53 (1983); K.B. Efetov, *Supersymmetry in disorder and chaos* (Cambridge University Press, 1997).
- [7] Y.V. Fyodorov and H.-J. Sommers, J.Math.Phys. **38**, 1918 (1997); T. Kottos, J. Phys. A: Math. Gen. **38**, 10761 (2005).
- [8] A. Ossipov and Y.V. Fyodorov, Phys. Rev. B **71**, 125133 (2005).
- [9] J.A. Mendez-Bermudez and T. Kottos, Phys. Rev. B **72**, 064108 (2005).
- [10] M. Schreiber and H. Grussbach, Phys. Rev. Lett. **67**, 607 (1991); H. Grussbach and M. Schreiber, Phys. Rev. B **51**, 663 (1995); T. Terao, Phys. Rev. B **56**, 975 (1997).
- [11] M. Schreiber, F. Milde, and R.A. Römer, Comp. Phys. Commun. **121-122**, 517 (1999).
- [12] F. Evers, A. Mildnerberger, and A.D. Mirlin, Phys. Rev. B **64**, 241303(R) (2001).
- [13] F. Wegner, Nucl. Phys **B280** [FS18], 210 (1987).
- [14] A.D. Mirlin, Y.V. Fyodorov, F.-M. Dittes, J. Quezada, and T.H. Seligman, Phys. Rev. E **54**, 3221 (1996).
- [15] A.D. Mirlin and F. Evers, Phys. Rev. B **62**, 7920 (2000).
- [16] A. Mildnerberger, F. Evers, and A.D. Mirlin, Phys. Rev. B **66**, 033109 (2002).
- [17] A.R. Subramaniam, I.A. Gruzberg, A.W.W. Ludwig, F. Evers, A. Mildnerberger, and A.D. Mirlin, cond-mat/0512040.
- [18] A. Altland, M.R. Zirnbauer, Phys. Rev. B **55**, 1142 (1997); M.R. Zirnbauer, J. Math. Phys. **38**, 2007 (1997).